

Stem Cell Reports, Volume 11

Supplemental Information

Intestinal Stem Cells Exhibit Conditional Circadian Clock Function

Kathyani Parasram, Nathaniel Bernardon, Maha Hammoud, Hanna Chang, Li He, Norbert Perrimon, and Phillip Karpowicz

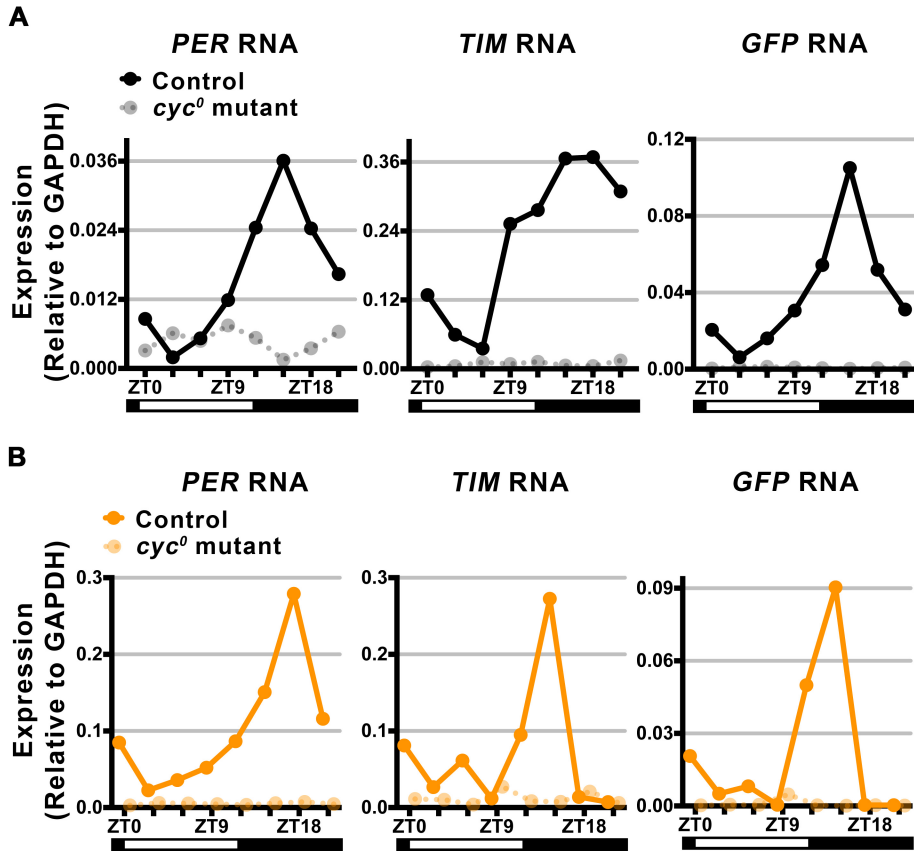


Figure S1: Analysis of $Clock^{PER}$ and $Clock^{TIM}$ reporter transcription. Related to Figure 1. (A) A second representative experiment showing RT-qPCR expression for $Clock^{PER}$ (*GFP RNA*), *PER* and *TIM* RNA. Each data point represents a signal obtained from $n=10$ intestines. Data confirms the expression rhythms shown in Fig 1E. **(B)** RT-qPCR expression for $Clock^{TIM}$ (*GFP RNA*), *PER* and *TIM* RNA. Each data point represents a signal obtained from $n=10$ intestines. As in Fig 1E and above, all three genes in show similar expression phases indicating similar timing of CLK/CYC activity on the *TIM* promoter as on the *PER* promoter.

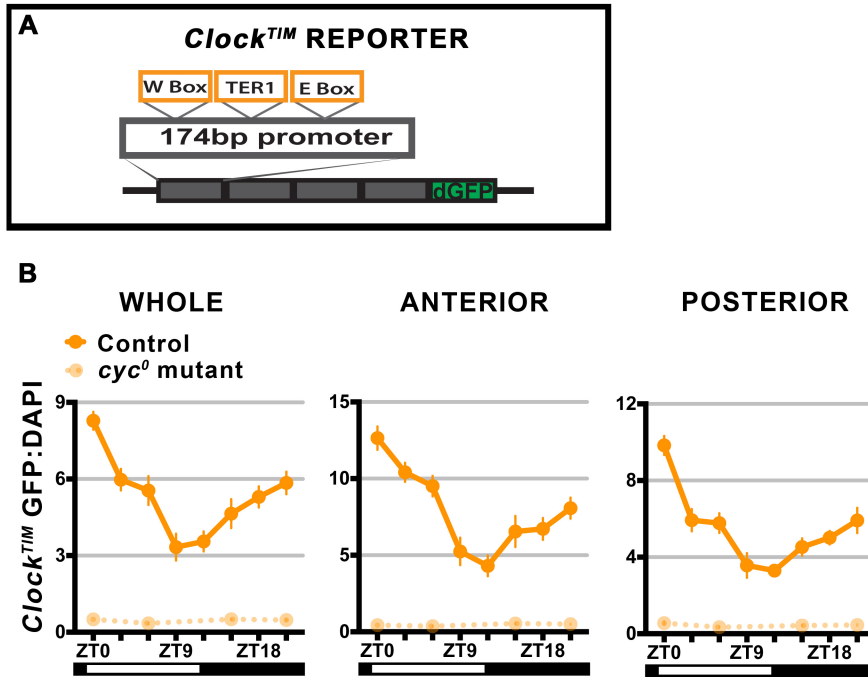


Figure S2: The *Clock^{TIM}* reporter reports circadian clock activity. Related to Figure 1 and Figure 2A. (A) Schematic of the *Clock^{TIM}* reporter shows four copies of the 174bp minimal promoter upstream of destabilized GFP (dGFP) to report temporal changes in circadian clock activity through *TIM* expression. **(B)** Analysis of *Clock^{TIM}* GFP:DAPI signal under LD photoperiod for the whole intestine, anterior (R2), and posterior (R5) regions. All regions show similar phase of clock reporter activity, and the *cyc⁰* mutant has no circadian transactivation and is GFP low. Data presented as mean of $n \geq 10$ intestines, error bars show \pm SEM. Control vs. *cyc⁰*: whole gut (2-way ANOVA $F=6.52$, $p=0.0006$), anterior (2-way ANOVA $F=7.172$, $p=0.0003$), posterior (2-way ANOVA $F=11.2$, $p<0.0001$).

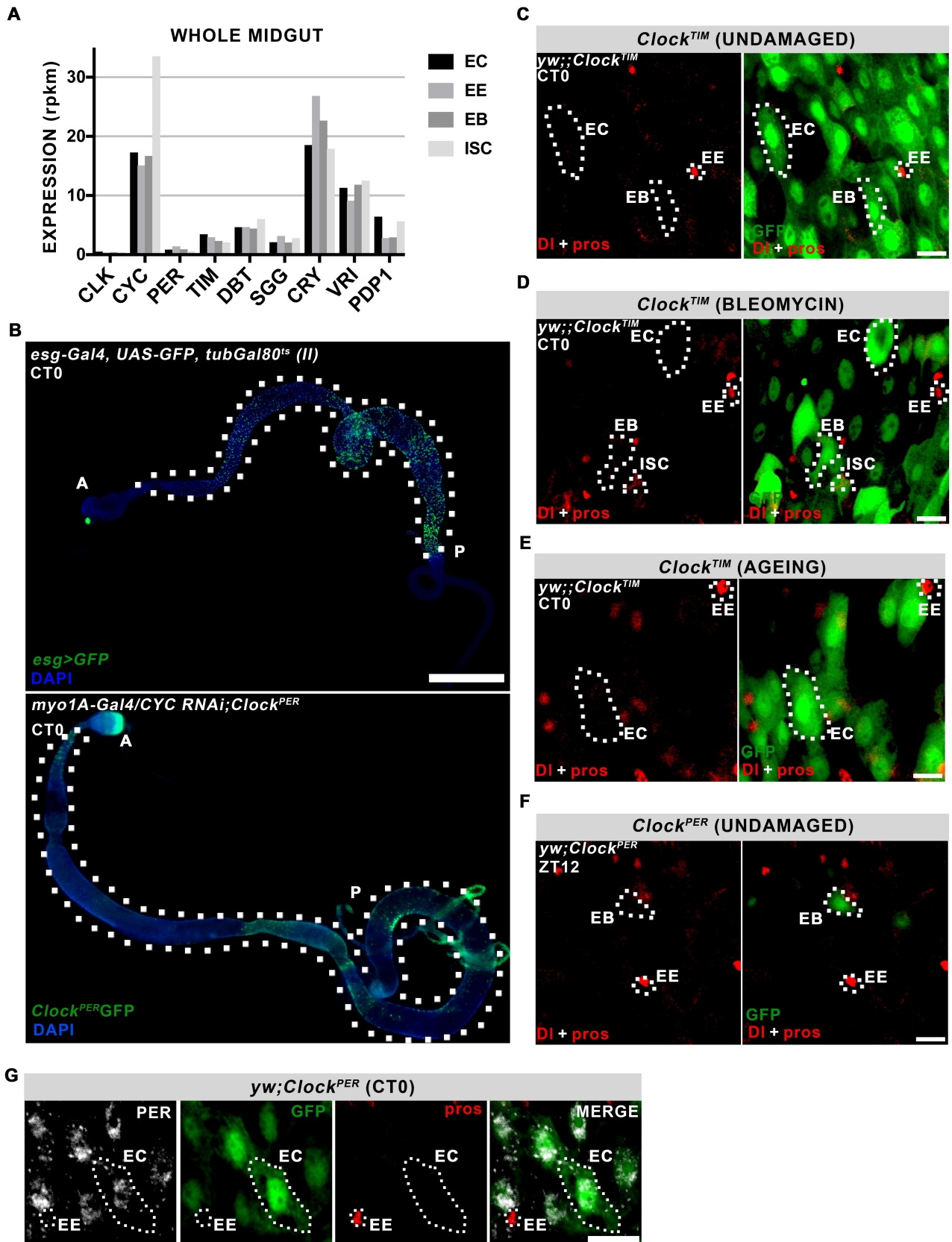


Figure S3: Single cell analysis of EE and ISC/EB cells in intestine. Related to Figure 2. (see next page)

Figure S3: Single cell analysis of EE and ISC/EB cells in intestine. Related to Figure 2. (A) Graph depicting the RNA-sequencing expression of clock genes modified from *flygutseq.buchonlab.com*[26]. Data shows similar gene expression levels for all clock genes in all four intestinal epithelial cell types, although we note that the expression of CLK is particularly low in this dataset. The phase of circadian clock activity and the dissection time is not available from this dataset which could greatly affect clock gene levels. (B) Representative images of *Drosophila* intestines at CT0 comparing the number of undifferentiated precursors marked by GFP in the *esg-Gal4, UAS-GFP, tubGal80^{TS}* genotype which marks all ISC/EBs when flies are shifted to 29°C temperature, vs. the number of undifferentiated precursors marked by *Clock^{PER}* GFP+ when *CYC* is knocked down in ECs (*Myo1A>CYC*) at its highest time of expression. Note that many small GFP+ cells that are present in the former, are absent in the latter. DAPI counterstains nuclei, A: indicates the anterior region, P: posterior. Scale bar is 500µm. (C) Representative confocal Z-stack of *Clock^{TIM}* at CT0 shows that EEs do not express GFP+ reporter signal from the *TIM* reporter either. (D and E) Confocal section of *Clock^{TIM}* at CT0 shows that EE cells do not express GFP from the *TIM* reporter under bleomycin-treated or ageing conditions. DI+ and pros+ marking the ISCs and EEs, respectively, are outlined, as is a large polyploid EC and differentiating EB, as indicated, scale bar is 10µm. (F) Confocal section of *Clock^{PER}* at ZT12, the trough of GFP+ expression, shows that EE cells do not express *PER* reporter activity in an anti-phasic fashion either. An EE is outlined, as is an EB showing low levels of GFP+ signal at this time, scale bar is 10µm. (G) Confocal section showing nuclear PER antibody staining in ECs, but not EEs in the *Clock^{PER}* reporter that co-expresses PER and GFP simultaneously, indicating no circadian clock function. EEs do not show either expression of PER or GFP. Cells of interest are outlined: pros+ marks EEs, ECs are the large polyploid cells. Scale bar is 10µm.

Supplemental Experimental Procedures

Fly Strains

Flies were housed at 25°C under a 12-h light:12-h dark cycle (LD) on media containing 1.2% w/v dry yeast, 0.7% w/v soyflour, 5% w/v cornmeal, 0.4% w/v malt, 0.4% v/v agar, 5.3% v/v with propionic acid, and tegosept (Diamed). Experiments with temperature-induced expression (Fig 5) were carried out in the exact same conditions except at 29°C for 7 days. In all experiments, flies were tested following >5 days synchronization to LD schedules. In the free-running experiments, flies were moved to 24h dark conditions (DD) and tested the following day after moving, or 5 or 10 days after free-running DD conditions (as indicated in the Figures). Female flies <14 days old (at time of dissection) were used for experiments, except for ageing experiments which used female flies aged 35-40 days. For bleomycin-treatment, 2 days prior to the experiment flies were put on food as above but containing 25µg/mL bleomycin (Millipore). Restricted feeding was performed by moving flies from hydration-supplemented vials that contained 2.4g of agar in 500mL water to vials containing food (at the times indicated in the text).

CYC RNAi constructs, which have been previously validated for efficient cell-specific circadian disruption[S1], were used with the *esg-Gal4* driver to disrupt *CYC* in undifferentiated precursors (ISCs + EBs) or with the *Myo1A-Gal4* driver to disrupt *CYC* in differentiated ECs. Our previous work has also shown these *Gal4* drivers are not expressed in clock neurons, and hence do not affect circadian behavior [S1].

The following strains were used:

ClockPER on II (attP40)

ClockPER on III (attP2)

ClockTIM on II (attP40)

ClockTIM on III (attP2)

*cyc⁰, ry⁵⁰⁶
w¹¹¹⁸; ; cry⁰¹*

esg-Gal4 (II)

myo1A-Gal4 (II)

yw; PER-HGM

w; TIM-HGM

w; ; TIM-HGM

Luc RNAi (Bloomington stock center #31603)

cyc RNAi (Bloomington stock center #42563)

Mer RNAi (Bloomington stock center #28007)

APC RNAi (Bloomington stock center #34869)

N RNAi (Bloomington stock center #33611)

UAS-Yki

Experimental fly strains, organized by figure:

Figure	Fly Strain
1	C <i>yw; Clock^{PER}; ;</i>
	D <i>yw; Clock^{PER}; ;</i>
	E <i>yw; Clock^{PER}; ; yw; Clock^{PER}/CyO; cyc⁰, ry⁵⁰⁶/TM6B</i>
	F <i>yw; Clock^{PER}; ; yw; Clock^{PER}/CyO; cyc⁰, ry⁵⁰⁶/TM6B</i>
2	A <i>yw; Clock^{PER}; ; yw; Clock^{PER}/CyO; cyc⁰, ry⁵⁰⁶/TM6B</i>
	C <i>yw; Clock^{PER}; ;</i>
	D <i>yw; Clock^{PER}; ;</i>
	E <i>w¹¹¹⁸</i>
A	<i>yw; Clock^{PER}; ;</i>

B	<i>yw;Clock^{PER}; ;Clock^{PER};cry⁰¹</i>
C	<i>yw;Clock^{PER};</i>
D	<i>yw;Clock^{PER};</i>
E	<i>yw;Clock^{PER};</i>
A	<i>esg-Gal4,UAS-CD8RFP/Valium20-Cyc;Clock^{PER}/MKRS</i>
B	<i>Myo1A-Gal4/Valium20-Cyc;Clock^{PER}/MKRS</i>
C	<i>yw;Clock^{PER};</i>
D	<i>yw;Clock^{PER};</i>
E	<i>Myo1A-Gal4/IF;Clock^{PER}/Valium1-Luc Myo1A-Gal4/Valium20-Cyc;Clock^{PER}/MKRS esg-Gal4,UAS-CD8RFP/IF;Clock^{PER}/Valium1-Luc esg-Gal4,UAS-CD8RFP/Valium20-Cyc;Clock^{PER}/MKRS</i>
F	same as 4E
G	same as 4E
A	<i>esg-Gal4/Clock^{PER};tubGal80^{TS}/Valium20-Cyc esg-Gal4/Clock^{PER};tubGal80^{TS}/Valium20-APC esg-Gal4/Clock^{PER};tubGal80^{TS}/UAS-Yki esg-Gal4/Clock^{PER};tubGal80^{TS}/Valium20-N</i>
B	<i>esg-Gal4/Clock^{PER};tubGal80^{TS}/+ esg-Gal4/Clock^{PER};tubGal80^{TS}/Valium20-Cyc esg-Gal4/Clock^{PER};tubGal80^{TS}/Valium20-APC esg-Gal4/Clock^{PER};tubGal80^{TS}/Valium10-Mer esg-Gal4/Clock^{PER};tubGal80^{TS}/UAS-Yki esg-Gal4/Clock^{PER};tubGal80^{TS}/Valium20-N esg-Gal4/Clock^{TIM};tubGal80^{TS}/+ esg-Gal4/Clock^{TIM};tubGal80^{TS}/Valium20-Cyc esg-Gal4/Clock^{TIM};tubGal80^{TS}/Valium20-APC esg-Gal4/Clock^{TIM};tubGal80^{TS}/Valium10-Mer esg-Gal4/Clock^{TIM};tubGal80^{TS}/UAS-Yki esg-Gal4/Clock^{TIM};tubGal80^{TS}/Valium20-N</i>
C	<i>esg-Gal4/Clock^{PER};tubGal80^{TS}/Valium20-APC</i>
D	<i>esg-Gal4/Clock^{PER};tubGal80^{TS}/Valium20-N</i>
A	<i>yw;Clock^{PER}; yw;Clock^{PER}/CyO;cyc⁰,ry⁵⁰⁶/TM6B</i>
B	<i>w;Clock^{TIM} yw;Clock^{TIM}/CyO;cyc⁰,ry⁵⁰⁶/TM6B</i>
B	<i>w;Clock^{TIM} yw;Clock^{TIM}/CyO;cyc⁰,ry⁵⁰⁶/TM6B</i>
B	<i>esg-Gal4,UAS-GFP,tubGal80^{TS}; Myo1A-Gal4/Valium20-Cyc;Clock^{PER}/MKRS</i>
C	<i>w;;Clock^{TIM}</i>
D	<i>w;;Clock^{TIM}</i>
E	<i>w;;Clock^{TIM}</i>
F	<i>yw;Clock^{PER}</i>
G	<i>yw;Clock^{PER}</i>

Generation of Clock reporters

The following primers were used:

gBlock1 forward 5' AACCAACAACCTCTAGACTACTGC 3'

gBlock1 reverse 5' ACTGCTGAGTCAGACTATCTGGATCCTCTAGACGTGC 3'

gBlock1 forward 5' AGTCTGACTCAGCAGTAACCAACAACCTCTAGACTACTGC 3'

gBlock1 reverse 5'ATCTGGATCCTCTAGACGTGC 3'

Sequence of Per enhancer:

CGAGTTTCGCACAACCTCATGGTGGGGCAGGGACGGGTCCGAGTGCAAAAAGCGTCCGAGAAACCGTAG
GCAGTGAAAAGCCGCCGCTCACGTGGCGAACTGCGTGACTTGGCCAGCAAATCCGC

Sequence of Tim enhancer:

TTCCGGCGCTGGTTATTCATGTTATCGAACATCGTAGTGGCGGTTGGCAAATAAACGTGCGGCACGTT
GTGATTACACGTGAGCCGATTTCCCGGCCGTCCGGCATTGAGTGCGAGCGGGACGGAGCAGCGCGGC
GAGAGCTTTCGGCTAGCGTCTTTCGTTTCGCACAAACGC

The full-length sequences for the plasmids can be found in the supplementary data file.

RT-qPCR

The following primers were used:

GFP Forward: TTTCATCACCTCCTCCAAG

GFP Reverse: TTATGCCCCGAGTTCTTTTCG

PER Forward: TCATCCAGAACGGTTGCTACG

PER Reverse: CCTGAAAGACGCGATGGTGT

TIM Forward: CCAGCATTCAATCCAAGCAG

TIM Reverse: GCGTGGCAAACCTGTGTTATG

GAPDH Forward: CCAATGTCTCCGTTGTGGA

GAPDH Reverse: TCGGTGTAGCCCAGGATT

Tissue Fluorescence Imaging

Flies were synchronized to LD cycles as described above. At each time point ~10 intestines were dissected in PBS (Fisher), and fixed in 4% PFA (Electron microscopy sciences) in PBS for 40 minutes at room temperature. Intestines were rinsed 3x using PBS, and then counterstained with DAPI (ThermoFisher Scientific, 1:5000) in PBS-T (PBS + 0.2% Triton X-100, Fisher) for 5 minutes. Intestines were then washed with PBS-T and mounted on slides with ProLong Gold antifade reagent (ThermoFisher Scientific). Samples were imaged using a slide scanner (Zeiss Axio Scan.Z1) that assembled single images consisting of merged and tiled Z-stacks of the entire tissue sample in a single plane of focus. Images were analyzed using Zen Blue Edition software (Zeiss). Images were processed using Photoshop CS5 (Adobe).

Supplemental Reference

S1. Karpowicz, P., Zhang, Y., Hogenesch, J.B., Emery, P., and Perrimon, N. (2013). The circadian clock gates the intestinal stem cell regenerative state. *Cell reports* 3, 996-1004.

Additional Items

A) 4xPER Sequence

LOCUS Exported 11609 bp ds-DNA circular SYN 17-SEP-2018
DEFINITION synthetic circular DNA
ACCESSION .
VERSION .
KEYWORDS 4XPer nls-sfGFP-MODC
SOURCE synthetic DNA construct
ORGANISM synthetic DNA construct
REFERENCE 1 (bases 1 to 11609)
AUTHORS Li
TITLE Direct Submission
JOURNAL Exported Sep 17, 2018 from SnapGene Viewer 4.1.5
<http://www.snapgene.com>

FEATURES Location/Qualifiers

source	1..11609 /organism="synthetic DNA construct" /mol_type="other DNA"
protein_bind	77..507 /label=gypsy insulator /bound_moiety="Su(Hw), CP190, and Mod(mdg4)67.2" /note="chromatin insulator from Drosophila"
misc_feature	522..643 /label=Per
misc_feature	659..780 /label=Per
misc_feature	807..928 /label=Per
misc_feature	944..1065 /label=Per
promoter	1122..1360 /label=hsp70 promoter /note="Drosophila melanogaster hsp70Bb promoter"
intron	1375..1441 /label=Mhc intron /note="modified Drosophila myosin heavy chain intron 16 (Pfeiffer et al., 2010)"
CDS	1467..2345 /codon_start=1 /label=nls-sfGFP-MODC /translation="MPKKKRKVVSKGEELFTGVVPILVELDGDVNGHKFSVRGEGEGDA TNGKLTTLKFICTTGKLPVPWPTLVTTLYGVQCFSRYPDHMKQHDFKFSAMPEGYVQER TISFKDDGTYKTRAEVVKFEGDTLVNRIELKGIIDFKEDGNILGHKLEYNFNHSHNVYITAD KQKNGIKANFKIRHNVEDGSQLADHYQQNTPIGDGPVLLPDNHYLSTQSVLSKDPNEK RDHMLLEFVTAAGITLGMDELYKTSYKKLSHGFPPEVEEQDDGTLPMSCAQESGMDRH PAACASARINV"
CDS	1470..1490 /codon_start=1 /product="nuclear localization signal of SV40 (simian virus 40) large T antigen" /label=SV40 NLS /translation="PKKKRKV"

```

misc_feature      2363..3038
                  /label=p10
protein_bind     3044..3474
                  /label=gypsy insulator
                  /bound_moiety="Su(Hw), CP190, and Mod(mdg4)67.2"
                  /note="chromatin insulator from Drosophila"
misc_feature      8031..8616
                  /label=P element 5' end
rep_origin       complement(8851..9439)
                  /direction=LEFT
                  /label=ori
                  /note="high-copy-number ColE1/pMB1/pBR322/pUC origin of
                  replication"
CDS              complement(9610..10470)
                  /codon_start=1
                  /gene="bla"
                  /product="beta-lactamase"
                  /label=AmpR
                  /note="confers resistance to ampicillin, carbenicillin, and
                  related antibiotics"
                  /translation="MSIQHFRVALIPFFAAFCPLPVFAHPETLVKVKDAEDQLGARVGYI
                  ELDLNSGKILESFRPEERFPMSTFKVLLCGAVLSRIDAGQEQLGRRIHYSQNDLVEYS
                  PVTEKHLTDGMTVRELCSAAITMSDNNTAANLLLTITIGPKELTAFLEHMGDHSVTRLDRW
                  EPFLNEAIPNDERDITMPVAMATTLRKLTTGELLTLASRQQLIDWMEADKVAGPLLRSA
                  LPAGWFIADKSGAGERGSRGIIAALGPDGKPSRIVVIYTTGSQATMDERNRQIAEIGAS
                  LIKHW"
promoter         complement(10471..10575)
                  /gene="bla"
                  /label=AmpR promoter
misc_feature     11377..11609
                  /label=P element 3' end
                  /note="P element 3' end"

```

ORIGIN

```

  1 aagcttgggc tgcaggtcga cctcgaggcc tcgagttaac gttacgtaa cgtaacgtt
 61 cgaggtcgac tctagtggc cacgtaataa gtgtgcgttg aatttattcg caaaaacatt
121 gcatattttc ggcaaagtaa aattttgttg cataccttat caaaaaataa gtgctgcata
181 ctttttagag aaaccaaata attttttatt gcatacccg ttttaataaa atacattgca
241 taccctcttt taataaaaaa tattgcatac tttgacgaaa caaattttcg ttgcataccc
301 aataaaagat tattatattg catacccggt ttaataaaaa tacattgcat accctctttt
361 aataaaraat attgcatacg ttgacgaaac aaattttcgt tgcataccca ataaaagatt
421 attatattgc ataccttttc ttgccatacc atttagccga tcaattgtgc tcggcaacag
481 tatatatttg gtgtgccaac caacaactct agactactgc cgagttcgca caactcatgg
541 tggggcaggg acgggtccga gtgcaaaaag cgtccgagaa accgtaggca gtgaaaagcc
601 gccgctcacg tggcgaactg cgtgacttgg ccagcaaact cgcacatggt acctcgacga
661 gttcgcacaa ctcatggtgg ggcagggacg ggtccgagtg caaaaagcgt ccgagaaacc
721 gtaggcagtg aaaagccgcc gctcacgtgg cgaactgcgt gacttggcca gcaaatccgc
781 gcacgaagga tctctagact actgccgagt tcgcacaact catggtgggg cagggacggg
841 tccgagtgca aaaagcgtcc gagaaaccgt aggcagtgaa aagccgccgc tcacgtggcg
901 aactgcgtga cttggccagc aaatccgcac atggtacctc gacgagttcg cacaactcat
961 ggtggggcag ggacgggtcc gagtgcaaaa agcgtccgag aaaccgtagg cagtgaaaag
1021 ccgccgctca cgtggcgaac tgcgtgactt ggccagcaaa tccgcgcacg agatccagat
1081 ccactagcga gcggagactc tagcgttagc gacgtcgagc gccggagtat aaatagaggc
1141 gcttcgtcta cggagcgaca attcaattca aacaagcaaa gtgaacacgt cgctaagcga
1201 aagctaagca aataaacaag cgcagctgaa caagctaac aatctgcagt aaagtgaag

```

1261 ttaaagtgaa tcaattaaaa gtaaccagca accaagtaaa tcaactgcaa ctactgaaat
1321 ctgccaagaa gtaattattg aatacaagaa gagaactctg aatagatcta aaaggtaggt
1381 tcaaccactg atgcctaggc acaccgaaac gactaacctt aattcttatc ctttacttca
1441 ggcggaactt aaaaaaaaaa atcaaaatgc ccaagaagaa gcgcaagggtg gtgtccaagg
1501 gcgaggagct gttcaccggc gtggtgcccc tcctggtgga gctggatggc gacgtgaacg
1561 gccacaagtt cagcgtgctc ggcgagggcg agggcgacgc caccaacggc aagctgacc
1621 tgaagttcat ctgcaccacc ggcaagctgc ccgtgccctg gcccaccctg gtgaccacc
1681 tgacctacgg cgtgcagtgc ttcagccgct accccgatca catgaagcag cacgatttct
1741 tcaagagcgc catgcccgag ggctacgtgc aggagcgcac catcagcttc aaggatgacg
1801 gcacctacia gaccgcgccc gaggtgaagt tcgagggcga taccctggtg aaccgcatcg
1861 agctgaaggg catcgatttc aaggaggatg gcaacatcct gggccacaag ctggagtaca
1921 acttcaacag ccacaacgtg tacatcaccg ccgataagca gaagaacggc atcaaggcca
1981 acttcaagat ccgccacaat gtggaggatg gctccgtgca gctggccgat cactaccagc
2041 agaacacccc catcggcgcac ggcccagtgc tgctgcccg taaccactac ctgagcacc
2101 agagcgtgct gtccaaggac cccaacgaga agcgcgatca catggtgctg ctggagtctg
2161 tgaccgcccgc cggcatcacc ctgggcatgg atgagctgta caagactagt tacaagaagc
2221 ttagccatgg cttcccgcg gaggtggagg agcaggatga tggcacgctg cccatgtctt
2281 gtgccagga gagcgggatg gaccgtcacc ctgcagcctg tgcttctgct aggatcaatg
2341 tgtagatgcg cctagttaat agaatgaatc gtttttaaaa taacaaatca attgttttat
2401 aatattcgta cgattctttg attatgtaat aaaatgtgat cattaggaag attacgaaaa
2461 atataaaaaa tatgagttct gtgtgtataa caaatgctgt aaacgccaca attgtgtttg
2521 ttgcaaataa acccatgatt atttgattaa aattgttgtt ttctttgttc atagacaata
2581 gtgtgttttg cctaaacgtg tactgcataa actccatgcg agtgtatagc gagctagtgg
2641 ctaacgcttg ccccaccaa gtagattcgt caaaatcctc aatttcatca cctcctcca
2701 agtttaacat ttggccgctg gaattaactt ctaaagatgc cacataatct aataaatgaa
2761 atagagattc aaacgtggcg tcatcgctcg tttcgacat tccgaaaag aactcgggca
2821 taaactctat gatttctctg gacgtggtgt tgtcgaaact ctcaaagtac gcagtcagga
2881 acgtgctcga catgtcgtcg ggaaactcgc gcggaacat gttgttghta ccgaacgggt
2941 cccatagcgc caaaaccaa tctgccagcg tcaatagaat gagcacgatg ccgacaatgg
3001 agctggcttg gatagcgatt cgagttaacg gccggccgct agttggccac gtaataagtg
3061 tgcgttgaat ttattcgcaa aaacattgca tattttcggc aaagtaaaat tttgttgc
3121 accttatcaa aaaataagtg ctgcatactt tttagagaaa ccaaataatt ttttattgca
3181 taccggtttt taataaaata cattgcatac cctcttttaa taaaaaatat tgcatacttt
3241 gacgaaacaa attttcgctg catacccaat aaaagattat tatattgcat accggttttt
3301 aataaaatac attgcatacc ctcttttaat aaraatatt gcatacgttg acgaaacaaa
3361 ttttcgcttg ataccaata aaagattatt atattgcata ccttttcttg ccataccatt
3421 tagccgatca attgtgctcg gcaacagtat atttgtgggtg tgccaaccaa caactctagt
3481 gctgcatcca acgcgttggg agctctccgg atcaattcgg cttcaggtag cgtcgcgat
3541 gtaggtcacg gtctcgaagc cgcggtgctg gtgccagggc gtgcccttgg gctccccggg
3601 cgcgtactcc acctcaccca tctggtccat catgatgaac gggtcgaggt ggcggtagtt
3661 gatccccggc aacgcgcggc gcaccgggaa gccctcgccc tcgaaaccgc tgggcgcggt
3721 ggtcacggtg agcacgggac gtgcgacggc gtcggcgggt gcggatacgc ggggcagcgt
3781 cagcgggttc tcgacggtca cggcgggcat gtcgacaagc cgaattgatc cactagaagg
3841 cctaattcgc ggccgcggt ctgatcccgg gcgggtaccg aattctagta tgatgtaag
3901 ttaataaaac ctttttttgg agaatgtaga tttaaaaaaa catatTTTTT ttttattttt
3961 tactgcactg gatattcattg aacttatctg atcagtttta aatttacttc gatccaaggg
4021 ttttgaagt accaggttct ttcgattacc tctcactcaa aatgacattc cactcaaagt
4081 cagcgtgtt tgccctcttc tctgtccaca gaaatctgc cgtctctttc gccgctgctg
4141 ccgctatctc tttcgccacc gtttgtagcg ttacctagcg tcaatgtccg ccttcagttg
4201 cactttgtca gcggtttcgt gacgaagctc caagcggttt acgcatcaa ttaaacaaa
4261 agtgctgtgc caaaactcct ctgcttctt atttttgtt gttttttgag tgattggggg
4321 ggtgattggg tttgggtggg taagcagggg aaagtgtgaa aaatccccgc aatgggcaa
4381 gaggatcagg agctattaat tcgcgaggc agcaaacacc catctgccga gcatctgaac
4441 aatgtgagta gtacatgtgc atacatctta agttcacttg atctatagga actgcgattg

4501 caacatcaaa ttgtctgceg cgtgagaact gcgaccacaca aaaatoccaa accgcaatcg
4561 cacaaacaaa tagtgacacg aaacagatta ttctggtagc tgtgctcgct atataagaca
4621 atttttaaga tcatatcatg atcaagacat ctaaaggcat tcattttcga ctacattctt
4681 ttttacaaaa aatataacaa ccagatattt taagctgac ctagatgcac aaaaaataaa
4741 taaaagtata aacctacttc gtaggatact tcgttttggt cggggttaga tgagcataac
4801 gcttgtagtt gatatttgag atccccatc attgcagggt gacagcggac gcttcgcaga
4861 gctgcattaa ccagggttc gggcaggcca aaaactacgg cacgctcctg ccaccagtc
4921 cgccggagga ctccggttca gggagcggcc aactagccga gaacctcacc tatgcctggc
4981 acaatatgga catctttggg gcggtcaatc agccgggctc cggatggcgg cagctggcca
5041 accggacacg cggactattc tgcaacgagc gacacatacc ggcgccagg aaacatttgc
5101 tcaagaacgg tgagtttcta ttcgcagtcg gctgatctgt gtgaaatctt aataaagggt
5161 ccaattacca atttgaaact cagtttgceg cgtggcctat cggggcgaac ttttggcctg
5221 gatgggcagt tccggtgccg gaaagacgac cctgctgaat gcccttgctt ttcgatcgcc
5281 gcagggcatc caagtatcgc catccgggat gcgactgctc aatggccaac ctgtggacgc
5341 caaggagatg caggccaggt gcgcctatgt ccagcaggat gacctcttta tcggctcctt
5401 aacggccagg gaacacctga ttttcaggc catggtgceg atgccacgac atctgacctt
5461 tcggcagcga gtggcccgcg tggatcaggt gatccaggag ctttcgctca gcaaagtca
5521 gcacacgatc atcgggtgtc ccggcagggt gaaaggctctg tccggcggag aaaggaagcg
5581 tctggcattc gcctccgagg cactaaccga tccgccgctt ctgatctgcg atgagcccac
5641 ctccggactg gactcattta ccgccacag cgtcgtccag gtgctgaaga agctgtcgca
5701 gaagggcaag accgtcatcc tgaccattca tcagccgtct tccgagctgt ttgagctctt
5761 tgacaagatc cttctgatgg ccgagggcag ggtagcttct tggggcactc ccagcgaagc
5821 cgtcgacttc ttttcctagt gagttcgatg tgtttattaa gggatcttag cattacatta
5881 catctcaact cctatccagc gtgggtgcc cgtgtcctac caactacaat ccggcggact
5941 tttacgtaca ggtgttggcc gttgtgcccg gacgggagat cgagtcccgt gatcggatcg
6001 ccaagatatg gcgacaattt tgctattagc aaagtagccc gggatatgga gcagtgtttg
6061 gccaccaaaa atttggagaa gccactggag cagccggaga atgggtacac ctacaaggcc
6121 acctggttca tgcagttccg ggcggtcctg tggcgatcct ggctgtcggg gctcaaggaa
6181 cactcctcg taaaagtgcg acttattcag acaacggtga gtggttccag tggaaacaaa
6241 tgatataacg cttacaattc ttggaacaa attcgctaga ttttagttag aattgcctga
6301 ttccacacce ttcttagttt ttttcaatga gatgtatagt ttatagtttt gcagaaaata
6361 aataaatttc atttaactcg cgaacatggt gaagatatga atattaatga gatgcgagta
6421 acattttaat ttgcagatgg ttgccatctt gattggcctc atctttttgg gccacaact
6481 cacgcaagtg ggcgtgatga atatcaacgg agccatcttc ctcttcctga ccaacatgac
6541 ctttcaaac gtctttgcca cgataaatgt aagtcttgtt tagaatacat ttgcatatta
6601 ataatttact aactttctaa tgaatcgatt cgatttaggt gttcacctca gagctgccag
6661 tttttatgag ggaggcccga agtcgacttt atcgctgtga cacatacttt ctgggcaaaa
6721 cgattgccga attaccgctt tttctcacag tgccactggt cttcacggcg attgcctatc
6781 cgatgatcgg actgcgggcc ggagtgtgc acttcttcaa ctgcctggcg ctggtcactc
6841 tgggtggcaa tgtgtcaacg tccttcggat atctaatac ctgcgccagc tctcgcacct
6901 cgatggcgct gtctgtgggt ccgcccgtta tcataccatt cctgctcttt ggcggttct
6961 tcttgaactc gggctcggtg ccagtatacc tcaaatggtt gtcgtacctc tcatggttcc
7021 gttacgcaa cgagggctctg ctgattaacc aatgggcgga cgtggagccg ggcgaaatta
7081 gctgcacatc gtcgaacacc acgtgcccc gttcgggcaa ggtcatcctg gagacgctta
7141 acttctccgc cgccgatctg ccgctggact acgtgggtct ggccattctc atcgtgagct
7201 tccgggtgct cgcatatctg gctctaagac ttcgggcccg acgcaaggag tagccgacat
7261 atatccgaaa taactgcttg ttttttttt taccattatt accatcgtgt ttactgttta
7321 ttgccccctc aaaaagctaa tgtaattata tttgtgcaa taaaaacaag atatgacctt
7381 tagaatacaa gtatttccc ttcgaacatc ccacaagta gactttggat ttgtcttcta
7441 accaaaagac ttacacacct gcatacctta catcaaaaac tcgtttatcg ctacataaaa
7501 caccgggata tattttttat atacatactt ttcaaatcgc gcgccctctt cataattcac
7561 ctccaccaca ccacgtttcg tagttgtct ttcgctgtct cccaccogct ctccgcaaca
7621 cattcacctt ttgttcgacg accttggagc gactgtcgtt agttccgcgc gattcggttc
7681 gctcaaatgg ttccgagtggt ttcatttctg ctcaatagaa attagtaata aatatttcta

7741 tgtacaatth atthgctcca atatatthgt atatatthtc ctacacageta taththattct
7801 aaththaatat tatgacttht taaggtaath ththtgtagc tgttcggagt gattagcgtt
7861 acaaththgaa ctgaaagtga catccagtgt thgttccttg tgtagatgca tctcaaaaaa
7921 atgggtgggca taatagtgtt gththataat atcaaaaaata acaactataa taataagaat
7981 acaththaat tagaaaaatc thggaththca ctggaactag aaththattcg gctgctgctc
8041 taaacgacgc aththcgtact ccaaagtagc aathththtc ctcaagctct taththcatt
8101 aaacaatgaa caggaccta cgcacagtca cgttathgtt tacataaatg aththththta
8161 ctaththaaac thactctgtt tgtgtactcc cactggtata gcctthcttht athththctg
8221 gthcaggctc tatcacttht ctaggtagcg catctgctgt gagtcgcctc cthththaatg
8281 tctgacctth tgcaggtagc gcctthccact gcgaatctth aaagtgggta tcacaaatht
8341 gggagththt accaaggctg cacccaaggc tctgctccca caaththctc thaatagcac
8401 acttcggcac gtagaathat ththactccag tcacagctth gcagcaaaat thgcaathat
8461 thathththt thaththcag taagggtthaa thgththcaa aaaaaaththc thccgacaca
8521 acctthctc thcaacaagca aacgtgcact gaaththagt gtathctthc gtagctthc
8581 gctatcgacg ggaccactt atgtththt atcatgggc agaccacgt agtcagcgg
8641 cagatcggcg gcggagaagt taagcgtctc caggatgacc thgcccgaac tggggcacgt
8701 ggtgttcgac gatgtgcagc taaththcgc cggctccag thccgccatt ggtthaatcag
8761 cagacctc thggcgthaac ggaacctga gagtagcagc aacctthga ggtathctg
8821 caccgagccc gagthcaaga agaaggcgt ththctatagg thccgcccc thgacgagca
8881 thcaaaaaat cgacgtcaa gtcagaggth gcgaaacctg acaggactat aaagatacca
8941 ggcgththt cctggaagct cctcgtgcg thctctgtt ccgacctgc cgctthaccg
9001 atacctgtc gcctthctc ththcgggag cgtggcgtt thctaatgct cacgctgtag
9061 gtatctcagt thcggtag thcgttcgct caagctgggc thgtgtgcagc aacccccgt
9121 thcagcccgc cgctgctcct ththcggthaa ctatctctt gtagthcaacc cgthaaagaca
9181 cgactthctg cactggcag cagccactg thaacaggat agcagagcga ggtatgtagg
9241 cgggtctaca gagthctthg agtggthggc thactacggc thactagaa ggacagtht
9301 thggtatctg gctctgctga agccagthac ththcggaaa agagthggth gctctgac
9361 cggcaaaaa accaccgctg gtagcggthg ththththgt thcaagcagc agathacgcg
9421 cagaaaaaaa ggatctcaag aagatctth gatctthct acgggthctg acgctcagth
9481 gaacgaaaac thcagthaa ggaththggc catgagatha thaaaaagga thctcaccta
9541 gatctththt aaththaaat gaagththth atcaatctaa agthataatg agthaaactg
9601 gthctgacag thaccaatgct thaatcagth ggcacctat thcagcagct gthctathctg
9661 thcatccata gthgcctgac thcccgcgt gtagataact acgatacggg agggctthacc
9721 atctggccc agthgctgcaa thgataccgc agaccacgc thaccggctc cagaththct
9781 agcaataaac cagccagccg gaagggcga gcgcagaagt ggtctgcaa ththctccgc
9841 thccatccag thtathaat gthgcccggg agctagagth agthagthcgc cagththaatg
9901 ththgcgcaac gthgtthgca thgtctacag catctggthg thcagctcgt cgtthggtht
9961 ggctthctc agctccggt thccaacgac aaggcagth acatgathccc ccatgthgtg
10021 caaaaaagc gthtagctct thcggctctc gatctgtgc agaagthagt thggccgagth
10081 gththactc atggththtg cagcactgca thathctct actgthctgc catccgthag
10141 atgctththt gthgactgthg agthactcaac caagthctc thgagaathagt gthgctggcg
10201 accgagththc ththgcccgg cgtcaataac ggataathac gcgccacata gcagaactth
10261 aaaagthgctc atcaththgaa aacgththct ggggcgaaaa thctcaagga thctthaccgct
10321 gthgagatcc agththcagth aacctactc thgcacctac thgathctcag catctththct
10381 ththcaccagc gththctggth gagcaaaaa aggaaggcaa aatgcccga aaaagggaat
10441 aagggcgaca cggaaathgt gaathactcat actctctct ththcaathat athgagcat
10501 ththcagggth ththgtctca thgagcggata cataththgaa thgaththgaa aaaathaaaca
10561 aathgggth cgcgcacat thccccgaaa agthgacct gacgthctag aaaccttht
10621 thctatgaca thaacctata aaaathggcg thctacgag thctthctgth cgcgcgtht
10681 cggthgagc gthgaaaacc thctgacacat gcagctccc gagacggthc cagctthct
10741 gthagcggat gccgggagca gacaagccc thcaggcgcg thcagcggthg thggcggthg
10801 thcgggctg ththactatg cggcatcaga gcagaththg thgagagthg acctathgcg
10861 gthgthaaata cgcacccgaa thcgcgcggaa thaacgacag thcgtccaag gthcgtcgaac
10921 aaaagthgaa thgtthgthg agagcggthg ggagacagc aaagagcaac thcgaacgt

10981 ggtgtggtgg aggtgaatta tgaagagggc gcgcgatttg aaaagtatgt atataaaaa
11041 tatatcccgg tgttttatgt agcgataaac gagtttttga tgtaaggat gcaggtgtgt
11101 aagtcttttg gttagaagac aaatccaaag tctacttggtg gggatgttcg aaggggaaat
11161 acttgtattc tataggtcat atcttgtttt tattggcaca aatataatta cattagcttt
11221 ttgagggggc aataaacagt aaacacgatg gtaataatgg taaaaaaaaa aacaagcagt
11281 tatttcggat atatgtcggc tactccttgc gtcgggcccg aagtcttaga gccagatatg
11341 cgagcaccgg gaagctcacg atgagaatgg ccagaccatg atgaaataac ataaggtggt
11401 cccgtcggca agagacatcc acttaacgta tgcttgcaat aagtgcgagt gaaaggaata
11461 gtattctgag tgtcgtattg agtctgagtg agacagcgat atgattgttg attaaccctt
11521 agcatgtccg tggggtttga attaactcat aatattaatt agacgaaatt atttttaag
11581 ttttattttt aataatttgc gagtacgca

//

B) 4xTIM Sequence

LOCUS Exported 11816 bp ds-DNA circular SYN 17-SEP-2018
DEFINITION synthetic circular DNA
ACCESSION .
VERSION .
KEYWORDS 4XTim nls-sfGFP-MODC
SOURCE synthetic DNA construct
ORGANISM synthetic DNA construct
REFERENCE 1 (bases 1 to 11816)
AUTHORS Li
TITLE Direct Submission
JOURNAL Exported Sep 17, 2018 from SnapGene Viewer 4.1.5
<http://www.snapgene.com>

FEATURES Location/Qualifiers

source	1..11816 /organism="synthetic DNA construct" /mol_type="other DNA"
protein_bind	77..507 /label=gypsy insulator /bound_moiety="Su(Hw), CP190, and Mod(mdg4)67.2" /note="chromatin insulator from Drosophila"
misc_feature	521..694 /label=Tim
misc_feature	709..882 /label=Tim
misc_feature	904..1077 /label=Tim
misc_feature	1092..1265 /label=Tim
promoter	1329..1567 /label=hsp70 promoter /note="Drosophila melanogaster hsp70Bb promoter"
intron	1582..1648 /label=Mhc intron /note="modified Drosophila myosin heavy chain intron 16 (Pfeiffer et al., 2010)"
CDS	1674..2552 /codon_start=1 /label=nls-GFP-MODC /translation="MPKKKRKVVSKGEEELFTGVVPILVELDGDVNGHKFSVRGEGEGDA TNGKLTLLKFICTTGKLPVPWPTLVTTLLTYGVQCFSRYPDHMKQHDFFKSAMPEGYVQER TISFKDDGTYKTRAEVKFEGDTLVNRIELKGIDFKEDGNILGHKLEYNFNShNVYITAD KQKNGIKANFKIRHNVEDGSVQLADHYQQNTPIGDGPVLLPDNHYLSTQSVLSKDPNEK RDHMLLEFVTAAGITLGMDELYKTSYKKLSHGFPPEVEEQDDGTLPMSCAQESGMDRH PAACASARINV"
CDS	1677..1697 /codon_start=1 /product="nuclear localization signal of SV40 (simian virus 40) large T antigen" /label=SV40 NLS /translation="PKKKRKV"
misc_feature	2570..3245 /label=p10

```

protein_bind 3251..3681
              /label=gypsy insulator
              /bound_moiety="Su(Hw), CP190, and Mod(mdg4)67.2"
              /note="chromatin insulator from Drosophila"
misc_feature 8238..8823
              /label=P element 5' end
rep_origin   complement(9058..9646)
              /direction=LEFT
              /label=ori
              /note="high-copy-number ColE1/pMB1/pBR322/pUC origin of
              replication"
CDS          complement(9817..10677)
              /codon_start=1
              /gene="bla"
              /product="beta-lactamase"
              /label=AmpR
              /note="confers resistance to ampicillin, carbenicillin, and
              related antibiotics"
              /translation="MSIQHFRVALIPFFAAFCPLPVFAHPETLVKVKDAEDQLGARVGYI
              ELDLNSGKILESFRPEERFPMMSSTFKVLLCGAVLSRIDAGQEQLGRRIHYSQNDLVEYS
              PVTEKHLTDGMTVRELCSAAITMSDNTAANLLLLTTIGGPKELTAF LHNMGDHSVTRLDRW
              EP E L N E A I P N D E R D T T M P V A M A T T L R K L L T G E L L T L A S R Q Q L I D W M E A D K V A G P L L R S A
              L P A G W F I A D K S G A G E R G S R G I I A A L G P D G K P S R I V V I Y T T G S Q A T M D E R N R Q I A E I G A S
              L I K H W "
promoter     complement(10678..10782)
              /gene="bla"
              /label=AmpR promoter
misc_feature 11584..11816
              /label=P element 3' end
              /note="P element 3' end"

```

ORIGIN

```

1 aagcttgggc tgcaggtcga cctcgaggcc tcgagttaac gttacgttaa cgtaacgtt
61 cgaggtcgac tctagtggc cacgtaataa gtgtgcggtg aatttattcg caaaacatt
121 gcatattttc ggcaaagtaa aattttggtg catacctat caaaaaataa gtgctgcata
181 ctttttagag aaaccaaata attttttatt gcatacccg ttttaataaa atacattgca
241 taccctcttt taataaaaaa tattgcatac tttgacgaaa caaattttcg ttgcataccc
301 aataaaagat tattatattg catacccggt ttaataaaaa tacattgcat accctctttt
361 aataaaraat attgcatacg ttgacgaaac aaattttcgt tgcataccca ataaaagatt
421 attatattgc ataccttttc ttgccatacc atttagccga tcaattgtgc tcggcaacag
481 tatatgtgtg gtgtgccaac caacaactct agactactgc ttccggcgct ggttattcat
541 gttatcgaac atcgtagtgg cggttggcaa ataaacgtgc ggcacggtgt gattacacgt
601 gagccgattt ccccgccgct ccggcattga gtgcgagcgg gacggagcag cgcggcgaga
661 gctttcggct agcgtctttc gttcgcaaca acgcacatgg tacctcgatt ccggcgctgg
721 ttattcatgt tatcgaacat cgtagtggcg gttggcaaat aaacgtgcgg cacgttgtga
781 ttacacgtga gccgatttcc ccggccgtcc ggcatgagt gcgagcggga cggagcagcg
841 cggcgagagc tttcggctag cgtctttcgt tcgcacaaac gcgcacgatc tagagactac
901 tgcttcggc gctggttatt catgttatcg aacatcgtag tggcggttgg caaataaacg
961 tgcggcacgt tgtgattaca cgtgagccga tttccccggc cgtccggcat tgagtgcgag
1021 cgggacggag cagcgcggcg agagctttcg gctagcgtct ttcgttcgca caaacgcaca
1081 tggtagctcg attccggcgc tggttattca tgttatcgaa catcgtagtg gcggttggca
1141 aataaacgtg cggcacgttg tgattacacg tgagccgatt tccccggccg tccggcattg
1201 agtgcgagcg ggacggagca gcgcggcgag agctttcggc tagcgtcttt cgctgcaca
1261 aacgcgcacg atctagagga tccagatcca ctacgagcgc gagactctag cgctagcgac
1321 gtcgagcgcc ggagtataaa tagaggcgct tcgtctacgg agcgacaatt caattcaaac

```


1381 aagcaaagtg aacacgtcgc taagcgaaag ctaagcaaat aaacaagcgc agctgaacaa
1441 gctaaacaat ctgcagtaaa gtgcaagtta aagtgaatca attaaaagta accagcaacc
1501 aagtaaatca actgcaacta ctgaaatctg ccaagaagta attattgaat acaagaagag
1561 aactctgaat agatctaaaa ggtaggttca accactgatg cctaggcaca ccgaaacgac
1621 taaccctaat tcttatcctt tacttcaggc ggaacttaaa aaaaaaaatc aaaatgccca
1681 agaagaagcg caaggtggtg tccaagggcg aggagctggt caccggcgtg gtgcccaccc
1741 tgggtggagct ggatggcgac gtgaacggcc acaagttcag cgtgcgcgcc gagggcgagg
1801 gcgacgccac caacggcaag ctgaccctga agttcatctg caccaccggc aagctgcccg
1861 tgccctggcc caccctggtg accaccctga cctacggcgt gcagtgtctc agccgctacc
1921 ccgatcacat gaagcagcac gatttcttca agagcgccat gcccgagggc tacgtgcagg
1981 agcgcacccat cagcttcaag gatgacggca cctacaagac ccgcgccgag gtgaagtctg
2041 agggcgatac cctggtgaac cgcacgcagc tgaagggcat cgatttcaag gaggatggca
2101 acatcctggg ccacaagctg gagtacaact tcaacagcca caacgtgtac atcaccggcg
2161 ataagcagaa gaacggcatc aaggccaact tcaagatccg ccacaatgtg gaggatggct
2221 ccgtgcagct ggccgatcac taccagcaga acaccccat cggcgacggc ccagtgtctc
2281 tgcccgataa cactacctg agcacccaga gcgtgtctgc caaggacccc aacgagaagc
2341 gcgatcacat ggtgtctctg gagttctgtg ccgcccggg catcacctg ggcattggatg
2401 agctgtacaa gactagttac aagaagctta gccatggctt cccgcccggag gtggaggagc
2461 aggatgatgg cacgctgccc atgtcttgtg cccaggagag cgggatggac cgtcacctg
2521 cagcctgtgc ttctgctagg atcaatgtgt agatgctcct agttaataga atgaatcgtt
2581 tttaaaataa caaatcaatt gttttataat attcgtacga ttctttgatt atgtataaaa
2641 atgtgatcat taggaagatt acgaaaaata taaaaaatat gagttctgtg tgtataacaa
2701 atgctgtaaa cgccacaatt gtgtttgttg caaataaacc catgattatt tgattaaat
2761 tgttgttttc tttgttcata gacaatagtg tgttttgctt aaacgtgtac tgataaact
2821 ccatgcgagt gtatagcgag ctagtggcta acgcttgccc caccaaagta gattcgtcaa
2881 aatcctcaat tcatcaccc tctccaagt ttaacatttg gccgtcggaa ttaacttcta
2941 aagatgccac ataatctaataaatgaaata gagattcaaa cgtggcgtca tctcctggtt
3001 cgaccatttc cgaaaagaac tcgggcataa actctatgat ttctctggac gtggtgttgt
3061 cgaaactctc aaagtacgca gtcaggaacg tgcgcgacat gtcgtcggga aactcgcgcg
3121 gaaacatggt gttgtaaccg aacgggtccc atagcgcaa aaccaaactc gccagcgtca
3181 atagaatgag cacgatgccg acaatggagc tggcttggat agcgattcga gtaacggcc
3241 ggccgctagt tggccacgta ataagtgtgc gttgaattta ttcgcaaaaa cattgcatat
3301 tttcggcaaa gtaaaatttt gttgcatacc ttatcaaaaa ataagtgtcg catacttttt
3361 agagaaacca aataattttt tattgcatac ccgtttttaa taaaatacat tgataaccct
3421 cttttaataa aaaatattgc atactttgac gaaacaaatt ttcgttgcat acccaataaa
3481 agattattat attgcatacc cgtttttaataaaaatacatt gcataaccctc tttaataaaa
3541 raatattgca tacgttgacg aaacaaattt tcgttgcata cccaataaaa gattattata
3601 ttgcatacct tttcttgcca taccatttag ccgatcaatt gtgctcggca acagtatatt
3661 tgtggtgtgc caaccaacaa ctctagtgtc gcatccaacg cgttgggagc tctccggatc
3721 aattcggctt caggtaccgt cgacgatgta ggtcacggtc tcgaagccgc ggtgcgggtg
3781 ccagggcgtg cccttgggct ccccgggcgc gtactccacc tcacccatct ggtccatcat
3841 gatgaacggg tcgaggtggc ggtagttgat cccggcgaac gcgcgggcga ccgggaagcc
3901 ctgcacctcg aaaccgctgg gcgcggtggt cacggtgagc acgggacgtg cgacggcgtc
3961 ggcggtgctg gatacgcggg gcagcgtcag cgggttctcg acggtcacgg cgggcatgtc
4021 gacaagccga attgatccac tagaaggcct aattcgcggc cgcggatctg atcccggcg
4081 ggtaccgaat tctagtatgt atgtaagtta ataaaaccct tttttggaga atgtagattt
4141 aaaaaaacat attttttttt tatttttttac tgcaactggat atcattgaac ttatctgatc
4201 agtttttaaat ttacttcgat ccaaggtgat ttgaagtacc aggttctttc gattacctct
4261 cactcaaaat gacattccac tcaaagtcag cgtgtttgc ctccttctct gtccacagaa
4321 atatcgcctg ctctttcgcc gctgcgtccg ctatctcttt cgccaccggt tgtagcgtta
4381 cctagcgtca atgtccgctc tcagttgcac tttgtcagcg gtttctgtgac gaagctccaa
4441 gcggtttacg ccatcaatta aacacaaagt gctgtgccaa aactcctctc gcttcttatt
4501 tttgtttgtt ttttgagtga ttgggggtgt gattggtttt ggggtggtaa gcaggggaaa
4561 gtgtgaaaaa tcccggcaat gggccaagag gatcaggagc tattaattcg cggaggcagc

4621 aaacacccat ctgccgagca tctgaacaat gtgagtagta catgtgcata catcttaagt
4681 tcacttgatc tataggaact gcgattgcaa catcaaattg tctgcgcggt gagaactgcg
4741 acccacaana atcccaaacc gcaatcgcac aaacaaatag tgacacgaaa cagattattc
4801 tggtagctgt gctcgctata taagacaatt tttaaagatca tatcatgatc aagacatcta
4861 aaggcattca ttttcgacta cattcttttt tacaaaaaat ataacaacca gatattttta
4921 gctgatccta gatgcacaaa aaataaataa aagtataaac ctacttcgta ggatacttcg
4981 ttttgttcgg ggtagatga gcataacgct tgtagttgat atttgagatc ccctatcatt
5041 gcaggggtgac agcgggacgct tcgcagagct gcattaacca gggcttcggg caggccaaaa
5101 actacggcac gctcctgcca cccagtcgct cggaggactc cggttcaggg agcggccaac
5161 tagccgagaa cctcacctat gcctggcaca atatggacat ctttggggcg gtcaatcagc
5221 cgggctccgg atggcggcag ctgggtcaacc ggacacgagg actattctgc aacgagcgac
5281 acataccggc gccaggaana catttgctca agaacgggtga gtttctattc gcagtcggct
5341 gatctgtgtg aaatcttaat aaaggggtcca attaccaatt tgaaactcag tttgcgcggt
5401 ggcctatccg ggcgaacttt tggcctgtat gggcagttcc ggtgcccggaa agacgaccct
5461 gctgaatgcc cttgcctttc gatcgccgca gggcatccaa gtatcgccat ccgggatgcg
5521 actgctcaat ggccaacctg tggacgcca aagagatgcag gccaggtgcg cctatgtcca
5581 gcaggatgac ctctttatcg gctccctaac ggccagggaa cacctgattt tccaggccat
5641 ggtgcggtg ccacgacatc tgacctatcg gcagcgagtg gcccgcgtgg atcaggtgat
5701 ccaggagctt tcgctcagca aatgtcagca cacgatcctc ggtgtgcccg gcaggtgaa
5761 aggtctgtcc ggcggagaaa ggaagcgtct ggcattcgcc tccgaggcac taaccgatcc
5821 gccgcttctg atctgctgat agcccacctc cggactggac tcatttaccg cccacagcgt
5881 cgtccaggtg ctgaagaagc tgtcgcagaa gggcaagacc gtcactctga ccattcatca
5941 gccgtcttcc gagctgtttg agctctttga caagatcctt ctgatggccg agggcaggggt
6001 agctttcttg ggcactcca gcgaagccgt cgacttcttt tcctagttag ttcgatgtgt
6061 ttattaaggg tatctagcat tacattacat ctcaactcct atccagcgtg ggtgcccagt
6121 gtcctaccaa ctacaatccg gcggactttt acgtacaggt gttggccggt gtgcccggac
6181 gggagatcga gtcccgtgat cggatcgcca agatatggcg acaattttgc tattagcaaa
6241 gtagcccggg atatggagca gttgtttggc accaaaaatt tggagaagcc actggagcag
6301 ccggagaatg ggtacaccta caaggccacc tggttcatgc agttccgggc ggtcctgtgg
6361 cgatcctggc tgtcgggtgct caaggaacca ctctcgtaa aagtgcgact tattcagaca
6421 acgggtgagt gttccagtgg aaacaaatga tataacgctt acaattcttg gaaacaaatt
6481 cgctagattt tagttagaat tgcctgattc cacacccttc ttagtttttt tcaatgagat
6541 gtatagttta tagttttgca gaaaataaat aaatttcatt taactcgcga acatggtgaa
6601 gatatgaata ttaatgagat gcgagtaaca ttttaatttg cagatggttg ccactttgat
6661 tggcctcacc tttttgggcc aacaactcac gcaagtgggc gtgatgaata tcaacggagc
6721 catcttcctc ttctgacca acatgacctt tcaaacgctc tttgccacga taaatgtaag
6781 tcttgtttag aatacatttg catattaata atttactaac tttctaata gaatcgattcga
6841 tttaggtggt cacctcagag ctgccagttt ttatgagga gggccgaagt cgactttatc
6901 gctgtgacac ataacttctg ggcaaacga ttgccgaatt accgcttttt ctacagtgct
6961 cactggtctt cacggcgatt gcctatccga tgatcggact gcgggcccga gtgctgact
7021 tcttcaactg cctggcgtg gtcactctgg tggccaatgt gtcaacgtcc ttcggatata
7081 taatatcctg cgccagctcc tcgacctcga tggcgtgtc tgtgggtccg ccggttatca
7141 taccattcct gctctttggc ggcttcttct tgaactcggg ctccggtgcca gtatacctca
7201 aatggtttg gtacctctca tggttccggt acgccaacga gggctctgctg attaaccaat
7261 gggcggacgt ggagccgggc gaaattagct gcacatcgtc gaacaccacg tgcccagtt
7321 cgggcaaggt catcctggag acgcttaact tctccgcccg cgatctgccc ctggactacg
7381 tgggtctggc cattctcatc gtgagcttcc ggggtgctcg atatctggct ctaagacttc
7441 gggcccgcag caaggagtag ccgacatata tccgaaataa ctgcttggtt ttttttttac
7501 cattattacc atcgtgttta ctgtttattg cccctcaaa aagctaattg aattatattt
7561 gtgccaataa aaacaagata tgacctatag aatacaagta tttccccttc gaacatcccc
7621 acaagtagac tttggatttg tcttctaacc aaaagactta cacacctgca taccttacct
7681 caaaaactcg tttatcgcta cataaaacac cgggatatat tttttatata catacttttc
7741 aatcgcgcg ccctcttcat aattcacctc caccacacca cgtttcgtag ttgctctttc
7801 gctgtctccc acccgctctc cgcaacacat tcaccttttg ttcgacgacc ttggagcgac

7861 tgtcgttagt tccgcgcat tccggttcgct caaatgggtc cgagtgggtc atttcgtctc
7921 aatagaaatt agtaataaat atttgtatgt acaatttatt tgctccaata tatttgtata
7981 tttttccctc acagctatat ttatttcta ttaatattat gactttttaa ggtaattttt
8041 tgtgacctgt tccggagtgt tagcgttaca atttgaactg aaagtacat ccagtgtttg
8101 ttccttgtgt agatgcatct caaaaaaatg gtgggcataa tagtgttgtt tataatatac
8161 aaaaataaca actataataa taagaataca ttttaatttag aaaatgcttg gatttctactg
8221 gaactagaat taattcggct gctgctctaa acgacgcatt tcgtactcca aagtacgaat
8281 tttttccctc aagctcttat tttcattaaa caatgaacag gacctaacgc acagtcacgt
8341 tattgttttac ataaatgatt ttttttacta ttcaaactta ctctgtttgt gtactcccac
8401 tggatatagc ttctttttatc ttttctgggt caggctctat cactttacta ggtacggcat
8461 ctgctgttag tgcctcctt ttaaagtctt gaccttttgc aggtgcagcc ttccactgcg
8521 aatcttttaa gtgggtatca caaatttggg agttttcacc aaggctgcac ccaaggctct
8581 gctcccacaa ttttctctta atagcacact tccggcagtg aattaatttt actccagtca
8641 cagctttgca gcaaaatttg caatatttca ttttttttta ttccacgtaa gggtaaatgt
8701 tttcaaaaaa aaattcgtcc gcacacaacc tttcctctca acaagcaaac gtgactgaa
8761 ttttaagtgt tacttcggta agcttcggct atcgacggga ccaccttatg ttatttcac
8821 atgggcccaga cccacgtagt ccagcggcag atcggcggcg gagaagttaa gcgtctccag
8881 gatgaccttg cccgaactgg ggcacgtggg gttcgcagat gtgcagctaa tttcggccgg
8941 ctccacgtcc gccattggg taatcagcag acctcgttg gcgtaacgga accatgagag
9001 gtacgacaac catttgaggt atactggcac cgagcccag ttcaagaaga aggcgttttt
9061 ccataggctc cgccccctg acgagcatca caaaaatcga cgctcaagtc agagggtggcg
9121 aaaccgaca ggactataaa gataccaggc gtttccccct ggaagctccc tcgtgcctc
9181 tcctgttccg acctgcccgc ttaccggata cctgtcccgc tttctcctt cgggaagcgt
9241 ggcgctttct caatgctcac gctgtaggta tctcagttcg gtgtaggctg ttcgctccaa
9301 gctgggctgt gtgcacgaac cccccgttca gcccgaccgc tgcgccttat ccgtaacta
9361 tcgtcttgag tccaaccgg taagacacga cttatcgcca ctggcagcag cactggtaa
9421 caggattagc agagcagagg atgtaggcgg tgctacagag ttcttgaagt ggtggcctaa
9481 ctacggctac actagaagga cagtatttgg tatctgcgt ctgctgaagc cagttacctt
9541 cggaaaaaga gttggtagct cttgatccgg caaacaacc accgctggta gcggtggttt
9601 ttttgtttgc aagcagcaga ttacgcgcag aaaaaagga tctcaagaag atcctttgat
9661 cttttctacg gggctctgac ctcagtggaa cgaaaactca cgttaaggga ttttggcat
9721 gagattatca aaaaggatct tcacctagat ctttttaaat taaaaatgaa gttttaaatc
9781 aatctaaagt atatatgagt aaacttggct tgacagttac caatgcttaa tcagtgggc
9841 acctatctca gcgatctgtc tatttcgttc atccatagtt gcctgactcc ccgtcgtgta
9901 gataactacg atacgggagg gcttaccatc tggcccagt gctgcaatga taccgcgaga
9961 cccacgctca ccggctccag atttatcagc aataaaccag ccagccggaa gggccgagcg
10021 cagaagtggg cctgcaactt tatccgcctc catccagtct attaattggt gccgggaagc
10081 tagagtaagt agttcgccag ttaatagttt gcgcaacggt gttgccattg ctacaggcat
10141 cgtgggtgca cgctcgtcgt ttggtatggc ttcatcagc tccggttccc aacgatcaag
10201 gcgagttaca tgatcccca tgttgtgcaa aaaagcgggt agctccttcg gtccctccgat
10261 cgttgtcaga agtaagtgg ccgcagtgtt atcactcatg gttatggcag cactgcataa
10321 ttctcttact gtcatgccat ccgtaagatg cttttctgtg actggtgagt actcaaccaa
10381 gtcattctga gaatagtgtg tgcggcgacc gagttgctct tgcccggcgt caatacggga
10441 taataccgcg ccacatagca gaactttaaa agtgctcatc attggaaaac gttcttcggg
10501 gcgaaaactc tcaaggatct taccgctggt gagatccagt tcgatgtaac cactcgtgc
10561 acccaactga tcttcagcat cttttacttt caccagcgtt tctgggtgag caaaaacagg
10621 aaggcaaaat gccgcaaaaa agggaaataag ggcgacacgg aaatggtgaa tactcatact
10681 cttccttttt caatattatt gaagcattta tcagggttat tgtctcatga gcggatacat
10741 atttgaatgt atttagaaaa ataaacaaat aggggttccg cgcacatttc cccgaaaagt
10801 gccacctgac gtctaagaaa ccattattat catgacatta acctataaaa ataggcgtat
10861 cacgagccc tttcgtctcg cgcgtttcgg tgatgacggt gaaaacctct gacacatgca
10921 gctcccggag acggtcacag cttgtctgta agcggatgcc gggagcagac aagcccgtca
10981 gggcgcgtca gcgggtggtg gcgggtgctg gggctggctt aactatgagg catcagagca
11041 gattgtactg agagtgcacc atatgcgggtg tgaataaccg caccgaatcg cgcggaacta

11101 acgacagtcg ctccaaggtc gtcgaacaaa aggtgaatgt gttgoggaga gcgggtggga
11161 gacagcgaaa gagcaactac gaaacgtggg gtgggtggagg tgaattatga agagggcgcg
11221 cgatttgaaa agtatgtata taaaaaatat atcccgggtg tttatgtagc gataaacgag
11281 tttttgatgt aaggatgca ggtgtgtaag tcttttgggt agaagacaaa tccaaagtct
11341 acttgtgggg atgttcgaag gggaaatact tgtattctat aggtcatatc ttgtttttat
11401 tggcacaaat ataattacat tagctttttg agggggcaat aaacagtaaa cacgatggta
11461 ataatggtaa aaaaaaaaaac aagcagttat ttcggatata tgtcggctac tccttgcgtc
11521 gggcccgaag tcttagagcc agatatgcga gcacccggaa gctcacgatg agaatggcca
11581 gaccatgatg aaataacata aggtgggtccc gtcggcaaga gacatccact taacgatgc
11641 ttgcaataag tgcgagtgaa aggaatagta ttctgagtgt cgtattgagt ctgagtgaga
11701 cagcgatatg attgttgatt aacccttagc atgtccgtgg ggtttgaatt aactcataat
11761 attaattaga cgaaattatt tttaaagttt tatttttaat aatttgcgag tacgca

//