

Plasmid # 001
Plasmid Name nuclear laminin
Insert Name
Size of Insert (kilo-bases) 2.9
Vector Name pT7 (Pharmacia)
Size of Vector
Total Size
Antibiotic res. or selection marker in other species
Antibiotic res. in bacteria
Type of cloning
Restriction enzymes used for cloning EcoRI
Concentration 1.7 ug / ul
Special growth conditions (e.g. E.coli host stain)
Internal/External Internal - NP
Received From Paul Fisher (SUNY)
Generation Date 6/11/1991
Author Michael Melnick
Available at Addgene (Link)
Addgene ID



Map Available




Publication

Gruenbaum et al. Drosophila nuclear lamin precursor Dm0 is translated from either of two developmentally regulated mRNA species apparently encoded by a single gene. J Cell Biol. 1988 Mar;106(3):585-96.

PMID 3126192



Comments & Additional Info



Plasmid #	002
Plasmid Name	stubarista
Insert Name	
Size of Insert (kilo-bases)	1
Vector Name	pNB40
Size of Vector	
Total Size	
Antibiotic res. or selection marker in other species	
Antibiotic res. in bacteria	Ampicillin
Type of cloning	
Restriction enzymes used for cloning	HindIII (5'end), NotI ("polylinker", 3'end)
Concentration	1.5 ug / ul
Special growth conditions (e.g. E.coli host stain)	
Internal/External	Internal - NP
Received From	Michael Melnick
Generation Date	6/11/1991
Author	Michael Melnick
Available at Addgene (Link)	
Addgene ID	




Map Available




Publication

Melnick et al. The *Drosophila stubarista* phenotype is associated with a dosage effect of the putative ribosome-associated protein D-p40 on spineless. *Genetics*. 1993 Oct;135(2):553-64.

PMID 7916731



Comments & Additional Info



Plasmid # 003

Plasmid Name torso

Insert Name

Size of Insert (kilo-bases) 4.7

Vector Name pBSK+ Bluescript

Size of Vector 3000

Total Size

Antibiotic res. or selection marker in other species

Antibiotic res. in bacteria Ampicillin

Type of cloning

Restriction enzymes used for cloning EcoRI

Concentration 2.0 ug / ul

Special growth conditions (e.g. E.coli host stain)

Internal/External Internal - NP

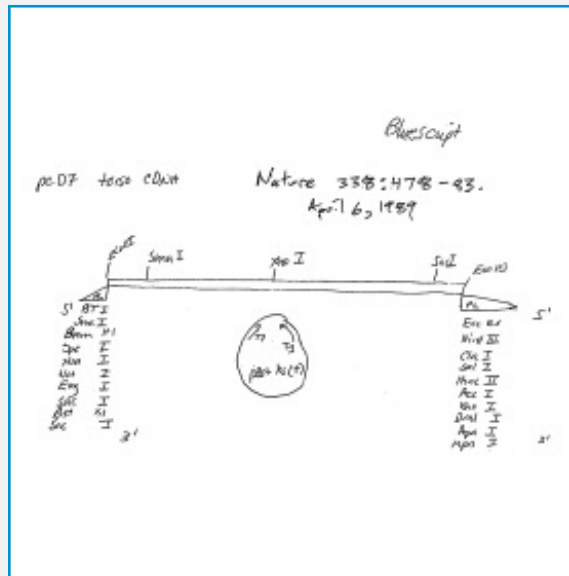
Received From Michael Melnick

Generation Date 6/17/1991

Author Michael Melnick

Available at Addgene (Link)

Addgene ID



Map Available

<http://genepath.med.harvard.edu/~perrimon/plasmidmaps/p003.pdf>



Publication

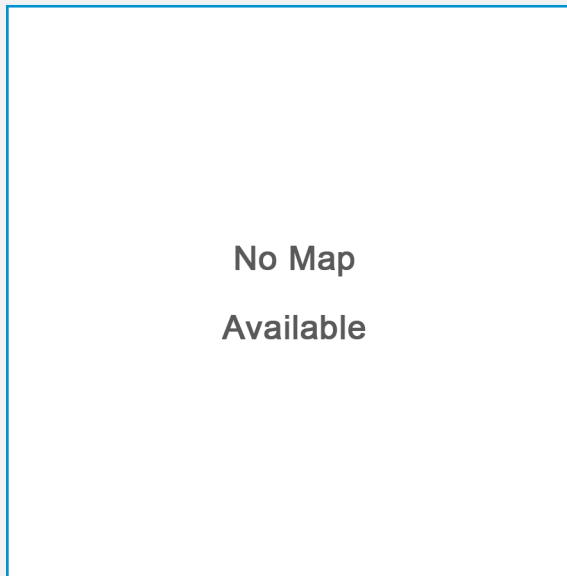
Sprenger et al. The Drosophila gene torso encodes a putative receptor tyrosine kinase. Nature. 1989 Apr 6;338(6215):478-83.

PMID 2927509

No Additional Documents Available

Comments & Additional Info

Plasmid # 004
Plasmid Name RP49
Insert Name
Size of Insert (kilo-bases)
Vector Name Unknown
Size of Vector
Total Size
Antibiotic res. or selection marker in other species
Antibiotic res. in bacteria
Type of cloning
Restriction enzymes used for cloning HindIII, EcoRI
Concentration 2.0 ug / ul
Special growth conditions (e.g. E.coli host stain)
Internal/External Internal - NP
Received From Kang Zhang (Larsen)
Generation Date 8/5/1991
Author Kang Zhang
Available at Addgene (Link)
Addgene ID



Map Available




Publication

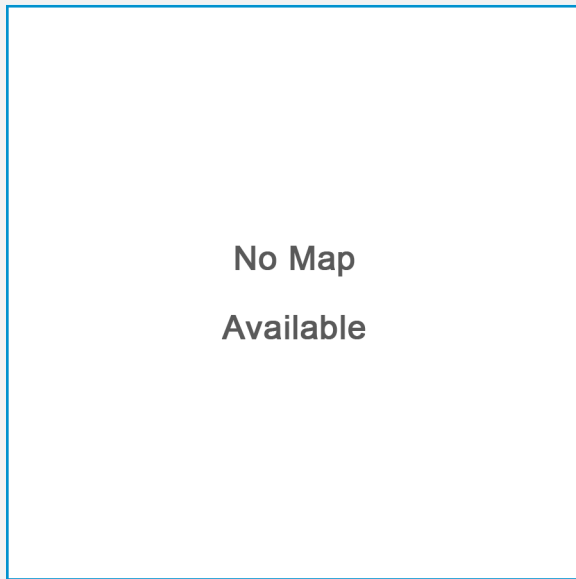
PMID ---



Comments & Additional Info



Plasmid # 005
Plasmid Name RP49
Insert Name
Size of Insert (kilo-bases)
Vector Name Unknown
Size of Vector
Total Size
Antibiotic res. or selection marker in other species
Antibiotic res. in bacteria
Type of cloning
Restriction enzymes used for cloning HindIII, EcoRI
Concentration .36 ug / ul
Special growth conditions (e.g. E.coli host stain)
Internal/External Internal - NP
Received From Kang Zhang
Generation Date 8/1/1991
Author Inge Larsen
Available at Addgene (Link)
Addgene ID




Map Available

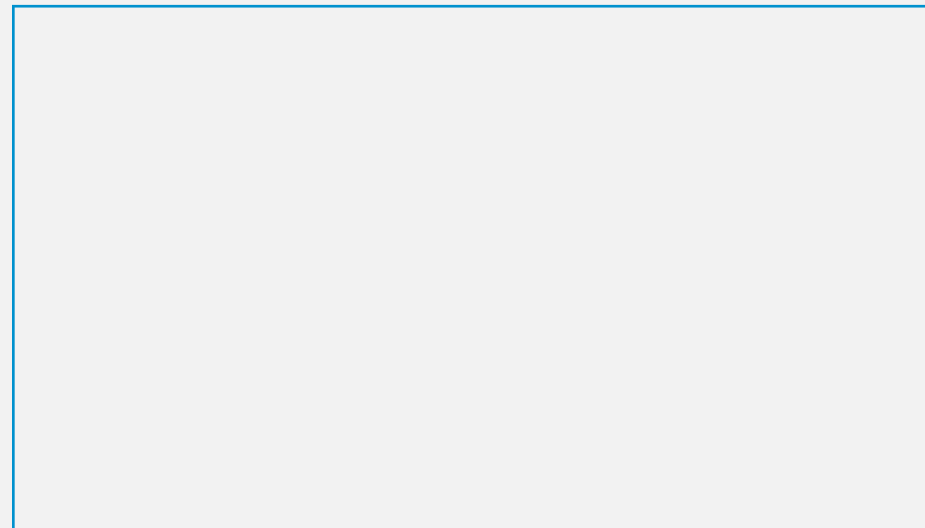


Publication

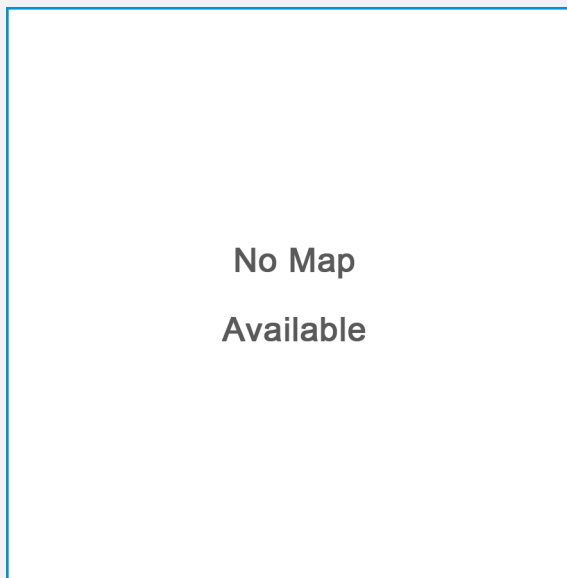
PMID ---



Comments & Additional Info



Plasmid # 006
Plasmid Name crooked neck
Insert Name
Size of Insert (kilo-bases) 2.2
Vector Name pMP18 (NEB)
Size of Vector
Total Size
Antibiotic res. or selection marker in other species
Antibiotic res. in bacteria
Type of cloning
Restriction enzymes used for cloning EcoRI
Concentration 2.5 ug / ul
Special growth conditions (e.g. E.coli host stain)
Internal/External Internal - NP
Received From Kang Zhang
Generation Date 10/23/1991
Author Kang Zhang
Available at Addgene (Link)
Addgene ID



Map Available




Publication

Zhang K et al. The crooked neck gene of Drosophila contains a motif found in a family of yeast cell cycle genes. *Genes Dev.* 1991 Jun;5(6):1080-91.

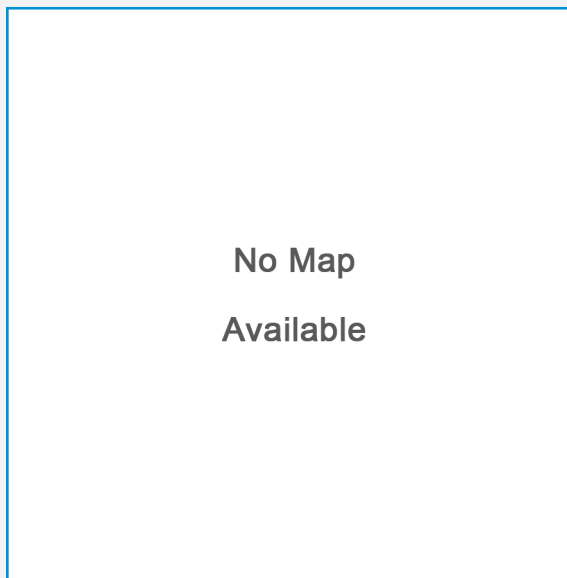
PMID 2044955



Comments & Additional Info



Plasmid #	007
Plasmid Name	Djun J2 - sense
Insert Name	
Size of Insert (kilo-bases)	1.4
Vector Name	pCaSpeR-HS
Size of Vector	8780
Total Size	
Antibiotic res. or selection marker in other species	
Antibiotic res. in bacteria	Ampicillin
Type of cloning	
Restriction enzymes used for cloning	EcoRI
Concentration	1.0 ug / ul
Special growth conditions (e.g. E.coli host stain)	
Internal/External	Internal - NP
Received From	Kang Zhang
Generation Date	10/23/1991
Author	Kang Zhang
Available at Addgene (Link)	
Addgene ID	



Map Available

<http://genepath.med.harvard.edu/~perrimon/plasmidmaps/p007.pdf>




Publication

Zhang et al. Drosophila homolog of the mammalian jun oncogene is expressed during embryonic development and activates transcription in mammalian cells. Proc Natl Acad Sci U S A. 1990 Aug;87(16):6281-5.

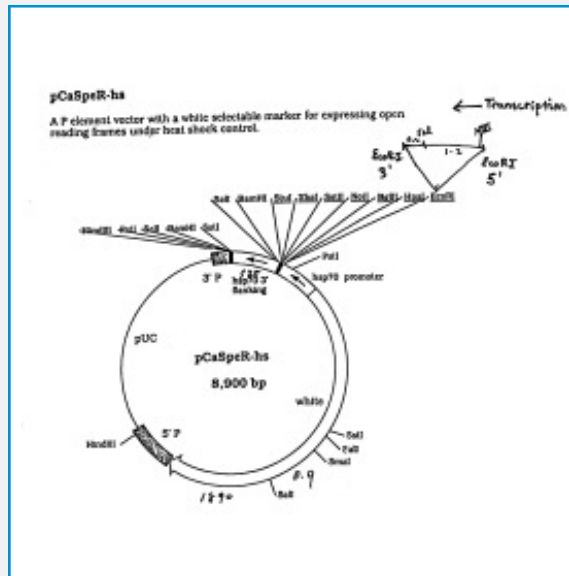
PMID 1696724



Comments & Additional Info



Plasmid #	008
Plasmid Name	Djun J8 - antisense
Insert Name	
Size of Insert (kilo-bases)	1.4
Vector Name	pCaSpeR-HS
Size of Vector	8780
Total Size	
Antibiotic res. or selection marker in other species	
Antibiotic res. in bacteria	Ampicillin
Type of cloning	
Restriction enzymes used for cloning	EcoRI
Concentration	1.0 ug / ul
Special growth conditions (e.g. E.coli host stain)	
Internal/External	Internal - NP
Received From	Kang Zhang
Generation Date	10/23/1991
Author	Kang Zhang
Available at Addgene (Link)	
Addgene ID	



Map Available


<http://genepath.med.harvard.edu/~perrimon/plasmidmaps/p008.pdf>



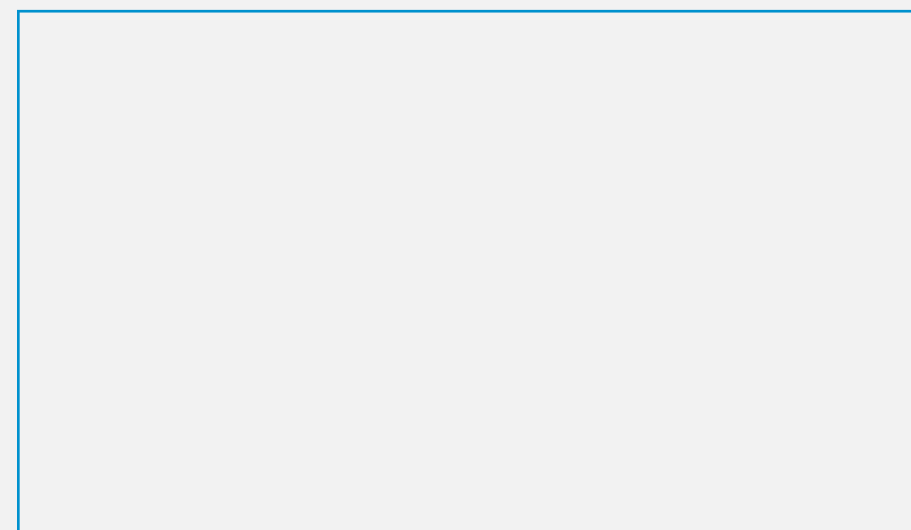
Publication

Zhang et al. Drosophila homolog of the mammalian jun oncogene is expressed during embryonic development and activates transcription in mammalian cells. Proc Natl Acad Sci U S A. 1990 Aug;87(16):6281-5.

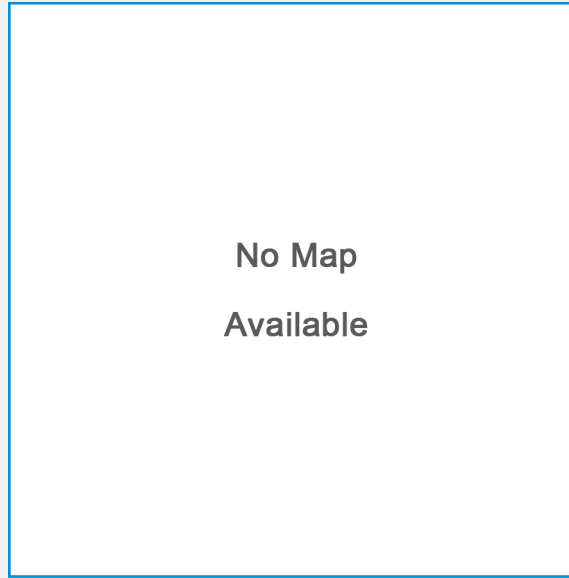
PMID 1696724



Comments & Additional Info



Plasmid #	009
Plasmid Name	spitz S2-3 (3.8 kb)
Insert Name	
Size of Insert (kilo-bases)	3.8
Vector Name	pBSK+
Size of Vector	3000
Total Size	
Antibiotic res. or selection marker in other species	
Antibiotic res. in bacteria	Ampicillin
Type of cloning	
Restriction enzymes used for cloning	EcoRI
Concentration	4.75 ug / ul
Special growth conditions (e.g. E.coli host stain)	
Internal/External	Internal - NP
Received From	Kang Zhang
Generation Date	10/23/1991
Author	Kang Zhang
Available at Addgene (Link)	
Addgene ID	



Map Available



Publication

Rutledge et al. The Drosophila spitz gene encodes a putative EGF-like growth factor involved in dorsal-ventral axis formation and neurogenesis. Genes Dev. 1992 Aug;6(8):1503-17.

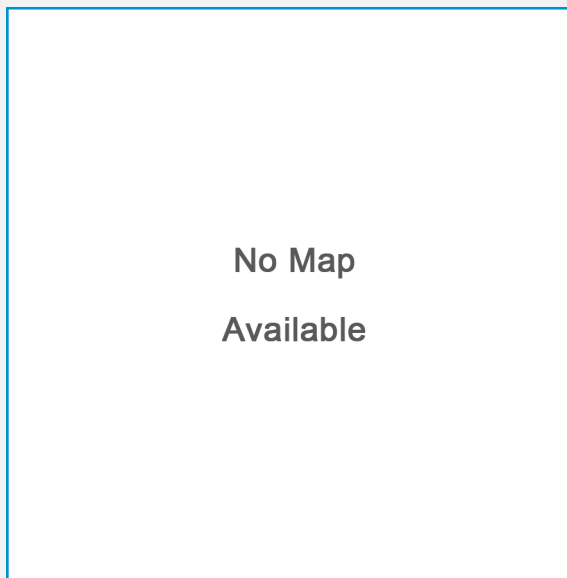
PMID 1644292



Comments & Additional Info

3.8kb EcoRI genomic fragment containing the entire coding region

Plasmid #	010
Plasmid Name	spitz (9.0 kb)
Insert Name	
Size of Insert (kilo-bases)	3.8
Vector Name	pCaSpeR-4
Size of Vector	7855
Total Size	
Antibiotic res. or selection marker in other species	
Antibiotic res. in bacteria	Ampicillin
Type of cloning	
Restriction enzymes used for cloning	EcoRI
Concentration	1.0 ug / ul
Special growth conditions (e.g. E.coli host stain)	
Internal/External	Internal - NP
Received From	Kang Zhang
Generation Date	10/23/1991
Author	Kang Zhang
Available at Addgene (Link)	
Addgene ID	



Map Available



Publication

Rutledge et al. The Drosophila spitz gene encodes a putative EGF-like growth factor involved in dorsal-ventral axis formation and neurogenesis. Genes Dev. 1992 Aug;6(8):1503-17.

PMID 1644292



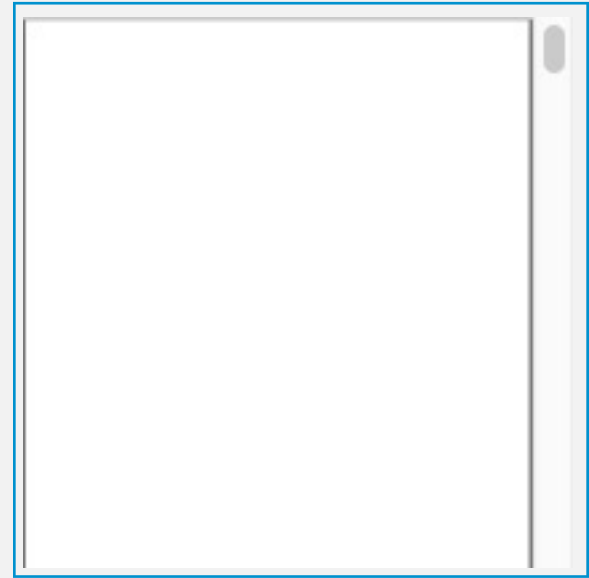
Comments & Additional Info

9kb Spe/Spe genomic fragment isolated from lambda phage R37

Plasmid # 011
Plasmid Name spitz (secreted)
Insert Name
Size of Insert (kilo-bases)
Vector Name pCDNA1 (? a.k.a. pCDM8)
Size of Vector
Total Size
Antibiotic res. or selection marker in other species
Antibiotic res. in bacteria
Type of cloning
Restriction enzymes used for cloning HindIII/XbaI
Concentration
Special growth conditions (e.g. E.coli host stain)
Internal/External Internal - NP
Received From Kang Zhang
Generation Date 10/23/1991
Author Kang Zhang
Available at Addgene (Link)
Addgene ID




Map Available



Publication

Rutledge et al. The Drosophila spitz gene encodes a putative EGF-like growth factor involved in dorsal-ventral axis formation and neurogenesis. *Genes Dev.* 1992 Aug;6(8):1503-17.

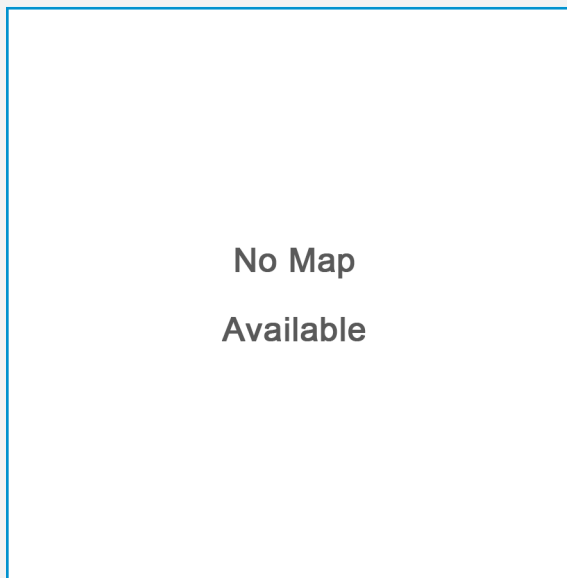
PMID 1644292



Comments & Additional Info

(s)=secreted; extracellular domain of the spitz coding region (including the signal sequence and the EGF domain). The domain ia in frame and fused to alkine phosphatase

Plasmid # 012
Plasmid Name pAR3040-spitz
Insert Name
Size of Insert (kilo-bases)
Vector Name pAR3040
Size of Vector
Total Size
Antibiotic res. or selection marker in other species
Antibiotic res. in bacteria Ampicillin
Type of cloning
Restriction enzymes used for cloning
Concentration
Special growth conditions (e.g. E.coli host stain)
Internal/External Internal - NP
Received From Kang Zhang
Generation Date 10/23/1991
Author Kang Zhang
Available at Addgene (Link)
Addgene ID



Map Available



Publication

Rutledge et al. The Drosophila spitz gene encodes a putative EGF-like growth factor involved in dorsal-ventral axis formation and neurogenesis. *Genes Dev.* 1992 Aug;6(8):1503-17.

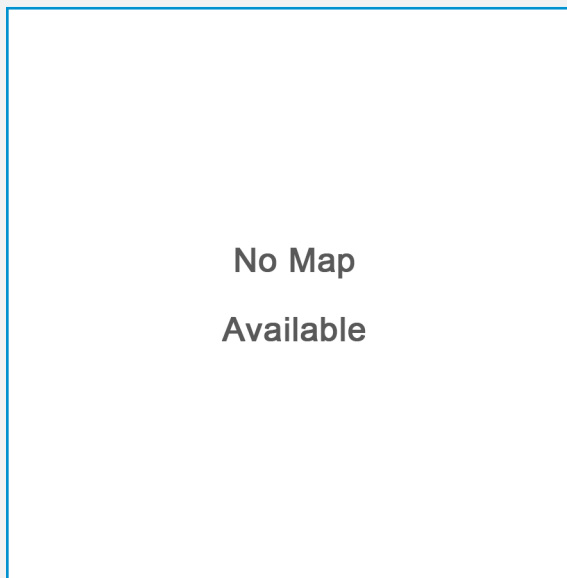
PMID 1644292



Comments & Additional Info

T7-spitz fusion construct for expression in BL21D3 bacterial strain. Spe-EcoRI fragment (from C1-7) was blunt-ended and cloned into pAR3040

Plasmid #	013
Plasmid Name	spitz C1-7
Insert Name	
Size of Insert (kilo-bases)	
Vector Name	pBSK+
Size of Vector	3000
Total Size	
Antibiotic res. or selection marker in other species	
Antibiotic res. in bacteria	Ampicillin
Type of cloning	
Restriction enzymes used for cloning	EcoRI
Concentration	2.3 ug / ul
Special growth conditions (e.g. E.coli host stain)	
Internal/External	Internal - NP
Received From	Kang Zhang
Generation Date	10/23/1991
Author	Kang Zhang
Available at Addgene (Link)	
Addgene ID	



Map Available



Publication

Rutledge et al. The Drosophila spitz gene encodes a putative EGF-like growth factor involved in dorsal-ventral axis formation and neurogenesis. Genes Dev. 1992 Aug;6(8):1503-17.

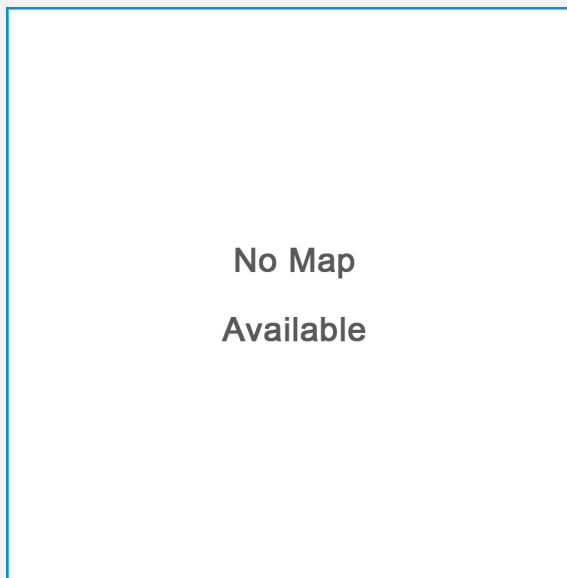
PMID 1644292



Comments & Additional Info

entire spitz coding region

Plasmid # 014
Plasmid Name corkscrew (aka: csw, PTP1C)
Insert Name
Size of Insert (kilo-bases)
Vector Name pBSK+
Size of Vector 3000
Total Size
Antibiotic res. or selection marker in other species
Antibiotic res. in bacteria Ampicillin
Type of cloning
Restriction enzymes used for cloning EcoRI
Concentration 3.4 ug / ul
Special growth conditions (e.g. E.coli host stain)
Internal/External Internal - NP
Received From Liz Perkins
Generation Date 2/5/1991
Author Liz Perkins
Available at Addgene (Link)
Addgene ID



Map Available



Publication

Shen et al. A protein-tyrosine phosphatase with sequence similarity to the SH2 domain of the protein-tyrosine kinases. *Nature*. 1991 Aug 22;352(6337):736-9.

PMID 1652101



Comments & Additional Info

same as 29

Plasmid # 015

Plasmid Name wingless

Insert Name

Size of Insert (kilo-bases) 6

Vector Name pSP65 (Promega)

Size of Vector 3005

Total Size

Antibiotic res. or selection marker in other species

Antibiotic res. in bacteria

Type of cloning

Restriction enzymes used for cloning BamHI

Concentration .98 ug / ul

Special growth conditions (e.g. E.coli host stain)

Internal/External External


Received From ? Martinez-Arias

Generation Date 7/12/1992

Author Betsy Wilder

Available at Addgene (Link)

Addgene ID



Map Available



Publication

N/A

PMID N/A




Comments & Additional Info

6kb insert. Transformed DH5-alpha 07/16/1992 (Inger), see HHMI notebook. Retransformed 10/26/1992 and did another maxiprep to increase yield.

Note: Digested in 12/02 – does not contain insert.

Plasmid # 016
Plasmid Name wingless
Insert Name
Size of Insert (kilo-bases) 6
Vector Name pSP65 (Promega)
Size of Vector 3005
Total Size
Antibiotic res. or selection marker in other species
Antibiotic res. in bacteria
Type of cloning
Restriction enzymes used for cloning BamHI
Concentration .98 ug / ul
Special growth conditions (e.g. E.coli host stain)
Internal/External External
Received From ? Martinez-Arias
Generation Date 7/12/1992
Author Betsy Wilder
Available at Addgene (Link)
Addgene ID



Map Available

<http://genepath.med.harvard.edu/~perrimon/plasmidmaps/p016.pdf>

No Publication PDF Available

Publication

N/A

PMID N/A



Comments & Additional Info

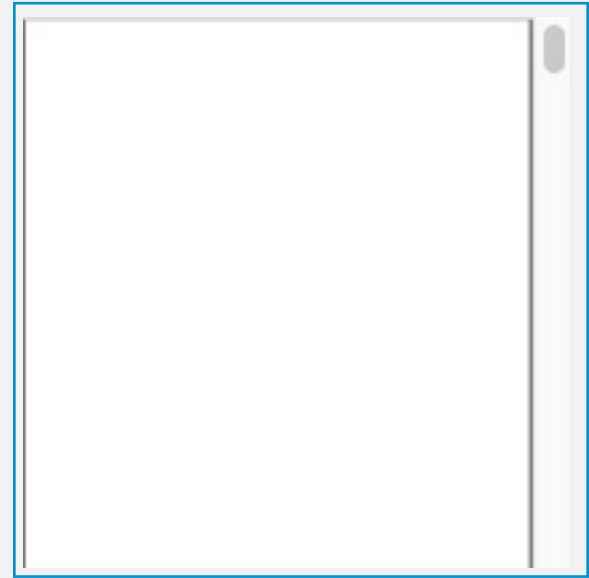
6kb insert. Transformed DH5-alpha 07/16/1992 (Inger), see HHMI notebook. Retransformed 10/26/1992 and did another maxiprep to increase yield.

Note: Digested in 12/02 – does not contain insert.

Plasmid # 017
Plasmid Name dishevelled
Insert Name
Size of Insert (kilo-bases)
Vector Name pBSK
Size of Vector 3000
Total Size
Antibiotic res. or selection marker in other species
Antibiotic res. in bacteria Ampicillin
Type of cloning
Restriction enzymes used for cloning
Concentration
Special growth conditions (e.g. E.coli host stain)
Internal/External Internal - NP
Received From John Klingensmith
Generation Date 7/12/1992
Author Betsy Wilder
Available at Addgene (Link)
Addgene ID




Map Available



Publication

Klingensmith et al. The Drosophila segment polarity gene dishevelled encodes a novel protein required for response to the wingless signal. *Genes Dev.* 1994 Jan;8(1):118-30.

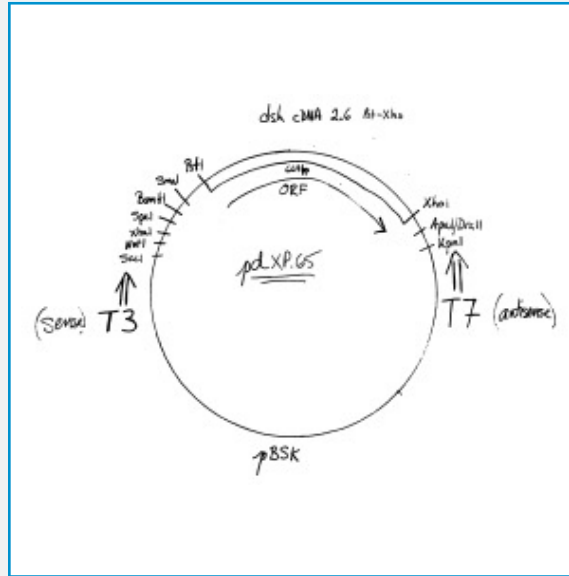
PMID 8288125



Comments & Additional Info

Besty gave Inger Larsen 1 ug of the dsh cDNA, which she received from John Klingensmith. Inger transformed DH5-alpha with the DNA, and prepared a maxiprep of the DNA (see 07/23 -07/25/1992 of HHMI notebook). As of 07/30/1992, no information is available in the cDNA as to the above information. However, as soon as John provides the information the above will be updated.

Plasmid # 018
Plasmid Name dishevelled pdXP.65
Insert Name
Size of Insert (kilo-bases)
Vector Name pBSK+
Size of Vector 3000
Total Size
Antibiotic res. or selection marker in other species
Antibiotic res. in bacteria Ampicillin
Type of cloning
Restriction enzymes used for cloning XhoI/PstI
Concentration
Special growth conditions (e.g. E.coli host stain)
Internal/External Internal - NP
Received From John Klingensmith
Generation Date 7/12/1992
Author John Klingensmith
Available at Addgene (Link)
Addgene ID



Map Available

<http://genepath.med.harvard.edu/~perrimon/plasmidmaps/p018.pdf>



Publication

Klingensmith et al. The Drosophila segment polarity gene dishevelled encodes a novel protein required for response to the wingless signal. *Genes Dev.* 1994 Jan;8(1):118-30.

PMID 8288125



Comments & Additional Info

650bp dsh cDNA subclone from the middle of the coding region of dsh. It encodes a region that is highly conserved peptide compared to mouse. As of 07/30/1992 this is the only information available on this clone. A map of dsh is not available to determine where this fragment comes from, nor is it clear what the conserved peptide actually is. (ILL)

Plasmid #	019
Plasmid Name	D-raf
Insert Name	
Size of Insert (kilo-bases)	3.3
Vector Name	pGEM2
Size of Vector	2869
Total Size	
Antibiotic res. or selection marker in other species	
Antibiotic res. in bacteria	Ampicillin
Type of cloning	
Restriction enzymes used for cloning	EcoRI
Concentration	22 ng / ul
Special growth conditions (e.g. E.coli host stain)	
Internal/External	Internal - NP
Received From	Linda Ambrosio
Generation Date	7/12/1992
Author	Xiangyi Lu
Available at Addgene (Link)	
Addgene ID	



Map Available

<http://genepath.med.harvard.edu/~perrimon/plasmidmaps/p019.pdf>

Publication

Ambrosio et al. Requirement of the Drosophila raf homologue for torso function. Nature. 1989 Nov 16;342(6247):288-91.

PMID 2554148

Comments & Additional Info

The cDNA grown here is the larger of the two raf cDNAs that Xiangyi has. The second cDNA is an incomplete transcript at the 5' end.

Plasmid # 020
Plasmid Name D-raf (same as above)
Insert Name
Size of Insert (kilo-bases) 3.3
Vector Name pGEM2
Size of Vector 2869
Total Size
Antibiotic res. or selection marker in other species
Antibiotic res. in bacteria Ampicillin
Type of cloning
Restriction enzymes used for cloning EcoRI
Concentration
Special growth conditions (e.g. E.coli host stain)
Internal/External Internal - NP
Received From Linda Ambrosio
Generation Date 7/12/1992
Author Xiangyi Lu
Available at Addgene (Link)
Addgene ID



Map Available

<http://genepath.med.harvard.edu/~perrimon/plasmidmaps/p020.pdf>



Publication

Ambrosio et al. Requirement of the Drosophila raf homologue for torso function. Nature. 1989 Nov 16;342(6247):288-91.

PMID 2554148



Comments & Additional Info

The cDNA grown here is the larger of the two raf cDNAs that Xiangyi has. The second cDNA is an incomplete transcript at the 5' end.

Plasmid # 021

Plasmid Name zw3 (shaggy) pbOVI

Insert Name

Size of Insert (kilo-bases)

Vector Name pBSK

Size of Vector 3000

Total Size

Antibiotic res. or selection marker in other species

Antibiotic res. in bacteria Ampicillin

Type of cloning

Restriction enzymes used for cloning

Concentration

Special growth conditions (e.g. E.coli host stain)

Internal/External Internal - NP

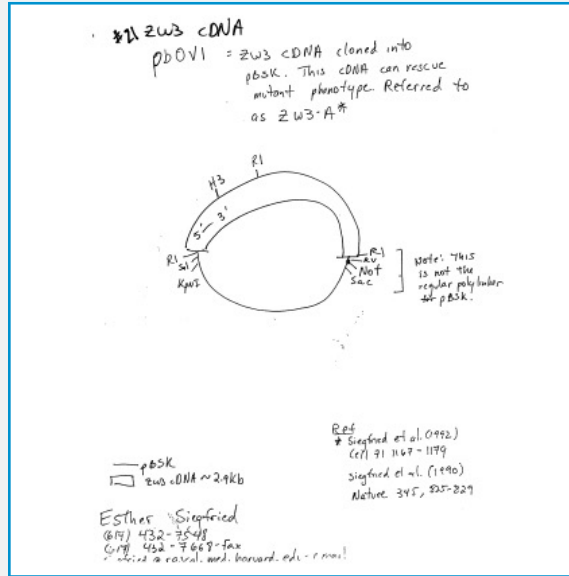
Received From Esther Siegfried

Generation Date 12/1/1993

Author Esther Siegfried

Available at Addgene (Link)

Addgene ID



Map Available

<http://genepath.med.harvard.edu/~perrimon/plasmidmaps/p021.pdf>




Publication

Siegfried et al. Putative protein kinase product of the Drosophila segment-polarity gene zeste-white3. Nature. 1990 Jun 28;345(6278):825-9.

Siegfried et al. wingless signaling acts through zeste-white 3, the Drosophila


PMID 2113617



Comments & Additional Info

This cDNA can rescue mutant phenotype.

Plasmid # 022
Plasmid Name ovoD1 S23-1
Insert Name
Size of Insert (kilo-bases) 38
Vector Name pCaSpeR-2
Size of Vector 7814
Total Size
Antibiotic res. or selection marker in other species
Antibiotic res. in bacteria Ampicillin
Type of cloning
Restriction enzymes used for cloning
Concentration
Special growth conditions (e.g. E.coli host stain)
Internal/External Internal - NP
Received From Tze-bin Chou
Generation Date 4/1/1994
Author Tze-bin Chou
Available at Addgene (Link) <https://www.addgene.org/37279/>
Addgene ID 37279


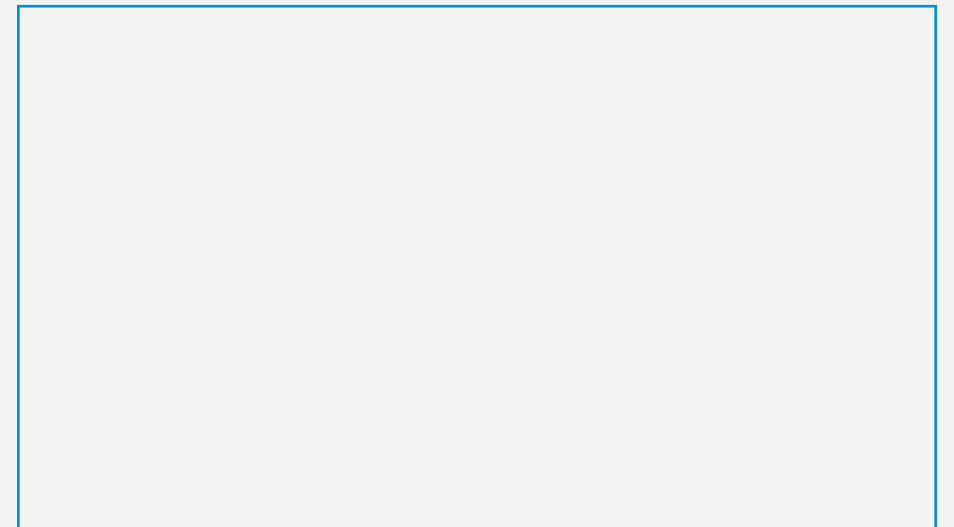
**Map Available**

<http://genepath.med.harvard.edu/~perrimon/plasmidmaps/p022.pdf>

**Publication**

Chou et al. Autosomal P[ovoD1] dominant female sterile insertions in Drosophila and their use in generating germline chimeras. Development. 1993 Dec;119(4):1359-69.

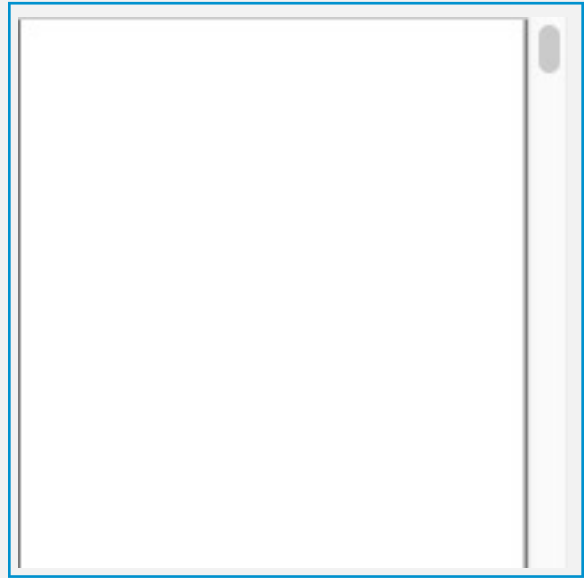
PMID 8306893

**Comments & Additional Info**

Plasmid # 023
Plasmid Name ovoD1 D1B2NR
Insert Name
Size of Insert (kilo-bases) 18
Vector Name pCaSpeR-2
Size of Vector 7814
Total Size
Antibiotic res. or selection marker in other species
Antibiotic res. in bacteria Ampicillin
Type of cloning
Restriction enzymes used for cloning
Concentration
Special growth conditions (e.g. E.coli host stain)
Internal/External Internal - NP
Received From Tze-bin Chou
Generation Date 4/1/1994
Author Tze-bin Chou
Available at Addgene (Link) <https://www.addgene.org/37280/>
Addgene ID 37280




Map Available




Publication

Chou et al. Autosomal P[ovoD1] dominant female sterile insertions in Drosophila and their use in generating germline chimeras. *Development*. 1993 Dec;119(4):1359-69.

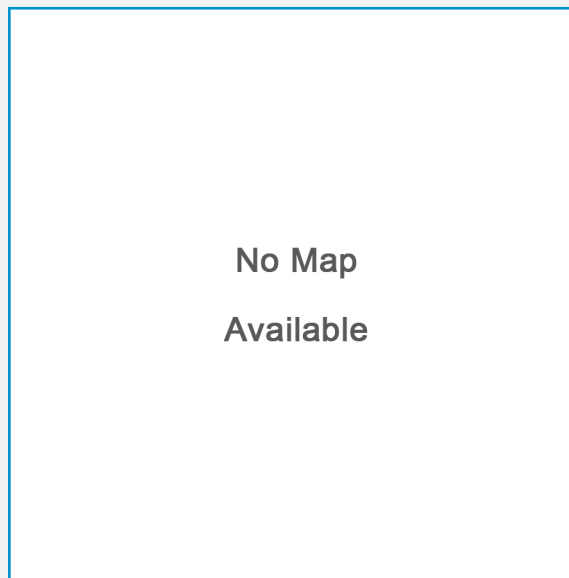
PMID 8306893



Comments & Additional Info



Plasmid #	024
Plasmid Name	ovoD1 D1B2R#225
Insert Name	
Size of Insert (kilo-bases)	10
Vector Name	pCaSpeR-2
Size of Vector	7814
Total Size	
Antibiotic res. or selection marker in other species	
Antibiotic res. in bacteria	Ampicillin
Type of cloning	
Restriction enzymes used for cloning	
Concentration	
Special growth conditions (e.g. E.coli host stain)	
Internal/External	Internal - NP
Received From	Tze-bin Chou
Generation Date	4/1/1994
Author	Tze-bin Chou
Available at Addgene (Link)	https://www.addgene.org/37281/
Addgene ID	37281



Map Available




Publication

Chou et al. Autosomal P[ovoD1] dominant female sterile insertions in Drosophila and their use in generating germline chimeras. *Development*. 1993 Dec;119(4):1359-69.

PMID 8306893



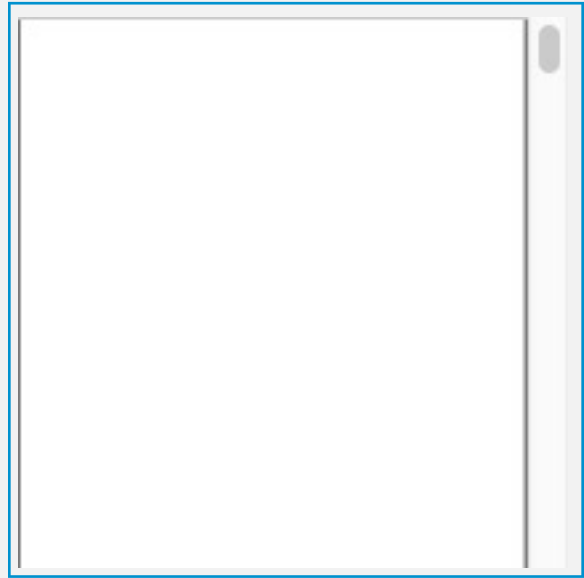
Comments & Additional Info



Plasmid # 025
Plasmid Name ovoD1 D1B2H
Insert Name
Size of Insert (kilo-bases) 7.2
Vector Name pCaSpeR-2
Size of Vector 7814
Total Size
Antibiotic res. or selection marker in other species
Antibiotic res. in bacteria Ampicillin
Type of cloning
Restriction enzymes used for cloning
Concentration
Special growth conditions (e.g. E.coli host stain)
Internal/External Internal - NP
Received From Tze-bin Chou
Generation Date 4/1/1994
Author Tze-bin Chou
Available at Addgene (Link) <https://www.addgene.org/37282/>
Addgene ID 37282




Map Available




Publication

Chou et al. Autosomal P[ovoD1] dominant female sterile insertions in Drosophila and their use in generating germline chimeras. Development. 1993 Dec;119(4):1359-69.

PMID 8306893



Comments & Additional Info

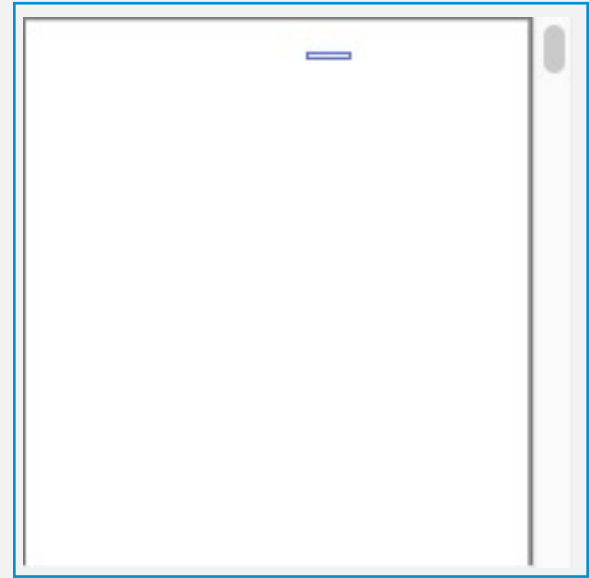


Plasmid #	026
Plasmid Name	fkx (forkhead)
Insert Name	
Size of Insert (kilo-bases)	1.5
Vector Name	pBKS
Size of Vector	3000
Total Size	
Antibiotic res. or selection marker in other species	
Antibiotic res. in bacteria	Ampicillin
Type of cloning	
Restriction enzymes used for cloning	SmaI, but can liberate insert (1.5kb) with EcoRV/XbaI
Concentration	.92 ug / ul
Special growth conditions (e.g. E.coli host stain)	
Internal/External	External
Received From	D. Weigel
Generation Date	2/22/1993
Author	Andrea Brand
Available at Addgene (Link)	
Addgene ID	



Map Available


<http://genepath.med.harvard.edu/~perrimon/plasmidmaps/p026.pdf>



Publication

Weigel et al. The homeotic gene fork head encodes a nuclear protein and is expressed in the terminal regions of the Drosophila embryo. Cell. 1989 May 19;57(4):645-58.

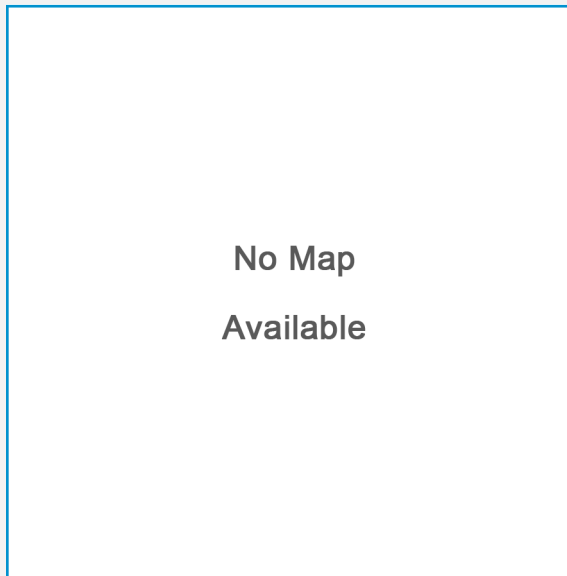
PMID 2566386




Comments & Additional Info

in the original clone from Weigel et al. the ATG-start has been converted to a NdeI site. Susequently the complete full reading frame has been cut with NdeI/AflIII (pos. 3538) and integrated into the SMAI site of Bluescript. The full sequence can be cut from this vector by digest with EcoRV/XbaI

Plasmid # 027
Plasmid Name tailless
Insert Name
Size of Insert (kilo-bases) 1.8
Vector Name pBS
Size of Vector 3000
Total Size
Antibiotic res. or selection marker in other species
Antibiotic res. in bacteria Ampicillin
Type of cloning
Restriction enzymes used for cloning EcoRI
Concentration
Special growth conditions (e.g. E.coli host stain)
Internal/External External
Received From Liz Perkins
Generation Date 4/1/1995
Author Rich Binari
Available at Addgene (Link)
Addgene ID



Map Available



Publication

N/A

PMID N/A



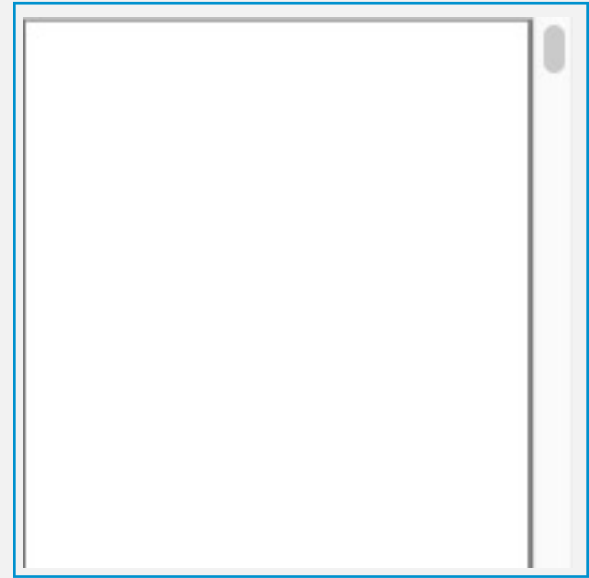
Comments & Additional Info

1.8kb EcoRI fragment of cDNA subcloned into pBS. Instructions for probe: (antisense) cut with KpnI; transcribe with SK primer

Plasmid # 028
Plasmid Name corkscrew Y1.22
Insert Name
Size of Insert (kilo-bases)
Vector Name pNB40
Size of Vector
Total Size
Antibiotic res. or selection marker in other species
Antibiotic res. in bacteria Ampicillin
Type of cloning
Restriction enzymes used for cloning HindIII 5', NotI 3'
Concentration
Special growth conditions (e.g. E.coli host stain)
Internal/External Internal - NP
Received From Liz Perkins
Generation Date 4/9/1993
Author Inge Larsen
Available at Addgene (Link)
Addgene ID




Map Available



Publication

Perkins et al. corkscrew encodes a putative protein tyrosine phosphatase that functions to transduce the terminal signal from the receptor tyrosine kinase torso. Cell. 1992 Jul 24;70(2):225-36.

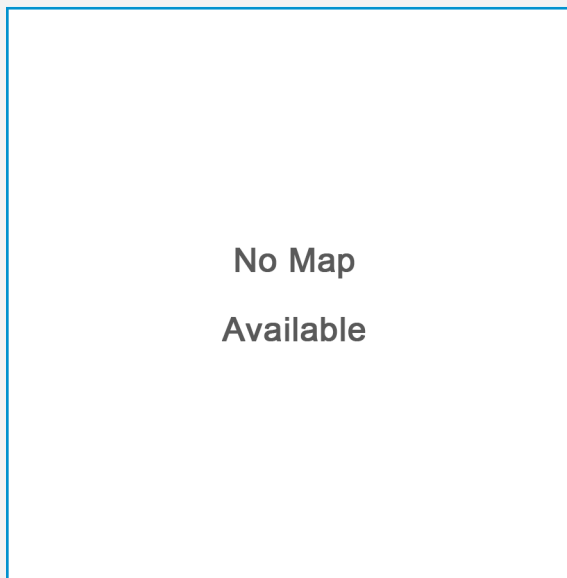
PMID 1638629



Comments & Additional Info

Isolated from the Nick Brown 0-4hr cDNA library

Plasmid #	029
Plasmid Name	corkscrew Y1.229
Insert Name	
Size of Insert (kilo-bases)	
Vector Name	pBSK+
Size of Vector	3000
Total Size	
Antibiotic res. or selection marker in other species	
Antibiotic res. in bacteria	Ampicillin
Type of cloning	
Restriction enzymes used for cloning	HindIII 5', NotI 3'
Concentration	.27 ug / ul
Special growth conditions (e.g. E.coli host stain)	
Internal/External	Internal - NP
Received From	Liz Perkins
Generation Date	4/9/1993
Author	Inge Larsen
Available at Addgene (Link)	https://www.addgene.org/37283/
Addgene ID	37283



Map Available



Publication

Perkins et al. corkscrew encodes a putative protein tyrosine phosphatase that functions to transduce the terminal signal from the receptor tyrosine kinase torso. Cell. 1992 Jul 24;70(2):225-36.

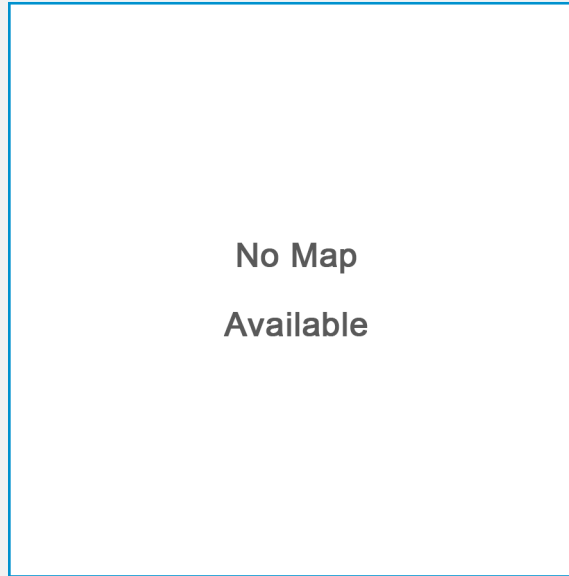
PMID 1638629



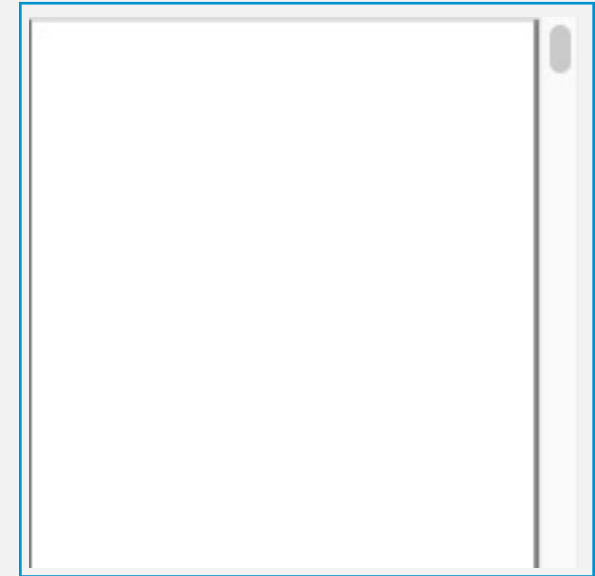
Comments & Additional Info

Subcloned from the original csw cDNA isolated - see # 28

Plasmid #	030
Plasmid Name	hopscotch
Insert Name	
Size of Insert (kilo-bases)	
Vector Name	pBSKS (Stratagene)
Size of Vector	3000
Total Size	
Antibiotic res. or selection marker in other species	
Antibiotic res. in bacteria	Ampicillin
Type of cloning	
Restriction enzymes used for cloning	EcoRI
Concentration	1.0 ug / ul
Special growth conditions (e.g. E.coli host stain)	
Internal/External	Internal - NP
Received From	Rich Binari
Generation Date	4/1/1995
Author	Rich Binari
Available at Addgene (Link)	https://www.addgene.org/37284/
Addgene ID	37284


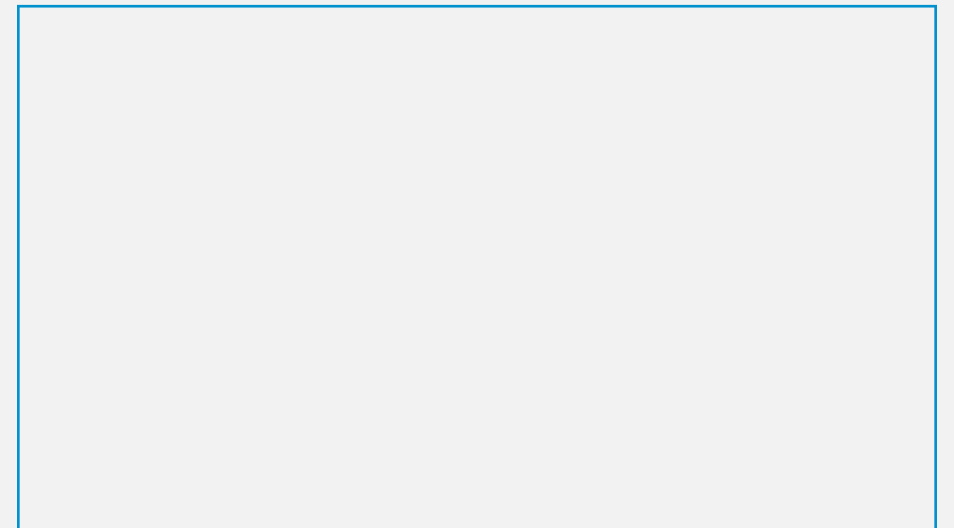
**Map Available**

<http://genepath.med.harvard.edu/~perrimon/plasmidmaps/p030.pdf>

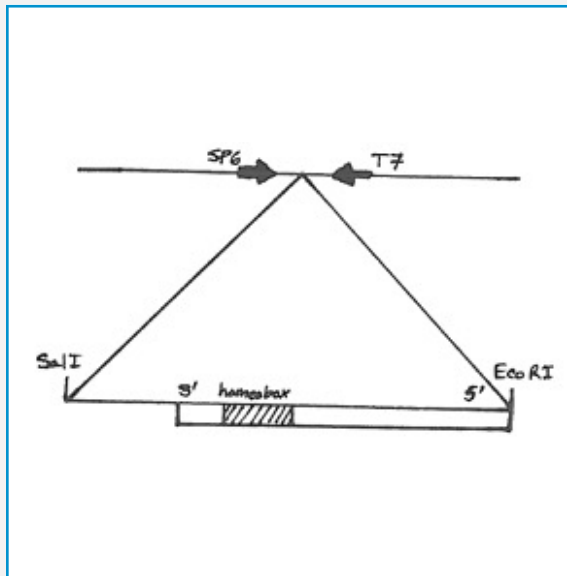
**Publication**

Binari & Perrimon. Stripe-specific regulation of pair-rule genes by hopscotch, a putative Jak family tyrosine kinase in Drosophila. *Genes Dev.* 1994 Feb 1;8(3):300-12.

PMID 8314084

**Comments & Additional Info**

Plasmid # 031
Plasmid Name fushi tarazu (ftz)
Insert Name
Size of Insert (kilo-bases)
Vector Name pGEM3
Size of Vector 2867
Total Size
Antibiotic res. or selection marker in other species
Antibiotic res. in bacteria Ampicillin
Type of cloning
Restriction enzymes used for cloning Sall/EcoRI
Concentration
Special growth conditions (e.g. E.coli host stain)
Internal/External External
Received From Henry Krause
Generation Date 4/25/1995
Author Rich Binari
Available at Addgene (Link)
Addgene ID



Map Available

<http://genepath.med.harvard.edu/~perrimon/plasmidmaps/p031.pdf>



Publication

N/A

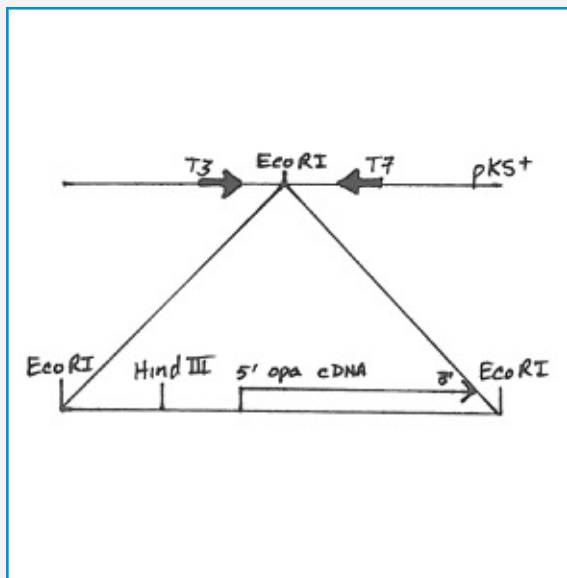
PMID N/A



Comments & Additional Info

carboxy-terminal two-thirds of the ftz coding sequence cloned into pGEM3 (Sall -EcoRI fragment). Instructions for probe: (antisense) cut with XhoI; transcribe with SP6 primer

Plasmid # 032
Plasmid Name odd-paired
Insert Name
Size of Insert (kilo-bases)
Vector Name pBSKS+
Size of Vector 3000
Total Size
Antibiotic res. or selection marker in other species
Antibiotic res. in bacteria Ampicillin
Type of cloning
Restriction enzymes used for cloning
Concentration
Special growth conditions (e.g. E.coli host stain)
Internal/External External
Received From Mark Benedyk (Steve DiNardo)
Generation Date 4/25/1995
Author Rich Binari
Available at Addgene (Link)
Addgene ID



Map Available

<http://genepath.med.harvard.edu/~perrimon/plasmidmaps/p032.pdf>

Publication

N/A

PMID N/A

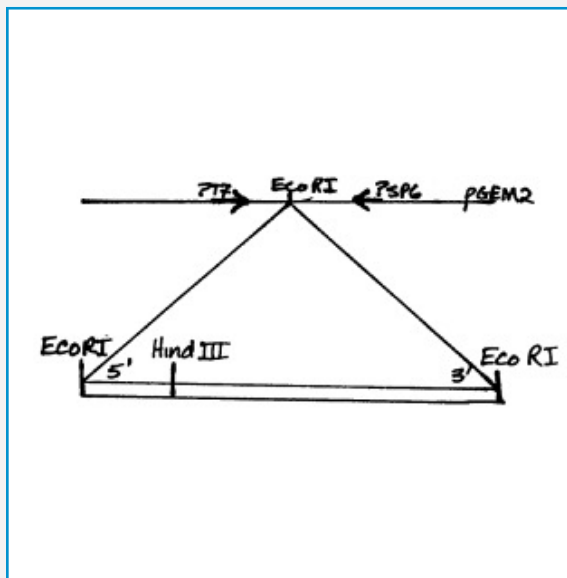
No Publication PDF Available

No Additional Documents Available

Comments & Additional Info

cDNA subcloned into pBSKS+ (insert contains basepairs #1 through #2, 958 of cDNA).
 Instructions for probe: (antisense) cut with HindIII; transcribe with T7 primer

Plasmid # 033
Plasmid Name paired (c7340.6)
Insert Name
Size of Insert (kilo-bases) ~2.7
Vector Name pGEM2
Size of Vector 2869
Total Size
Antibiotic res. or selection marker in other species
Antibiotic res. in bacteria Ampicillin
Type of cloning
Restriction enzymes used for cloning EcoRI
Concentration
Special growth conditions (e.g. E.coli host stain)
Internal/External External
Received From Michael Weir
Generation Date 4/25/1995
Author Rich Binari
Available at Addgene (Link)
Addgene ID



Map Available


<http://genepath.med.harvard.edu/~perrimon/plasmidmaps/p033.pdf>



Publication

Frigerio et al. Structure of the segmentation gene paired and the Drosophila PRD gene set as part of a gene network. Cell. 1986 Dec 5;47(5):735-46.

PMID 2877746



Comments & Additional Info

The orientation of the insert relative to the T7/SP6 primer sites isn't clear. However, it should be possible to determine the orientation by using a Hind III and Nae I double-digest. There is a single Hind III site in the insert, but no Hind III sites in the vector. There is a single Nae I site in the vector (at bp 2,627), but none in the insert. A double digest should indicate the distance from the Hind III site to the Nae I site, and thus the orientation of the insert. By referring to the map of pGEM2, you should be able to tell which primer site is on which end of the insert.

Plasmid # 034
Plasmid Name hunchback (hb)
Insert Name
Size of Insert (kilo-bases)
Vector Name pNB40
Size of Vector
Total Size
Antibiotic res. or selection marker in other species
Antibiotic res. in bacteria Ampicillin
Type of cloning
Restriction enzymes used for cloning
Concentration
Special growth conditions (e.g. E.coli host stain)
Internal/External External
Received From Ruth Lehmann
Generation Date 4/25/1995
Author Rich Binari
Available at Addgene (Link)
Addgene ID



Map Available



Publication

N/A

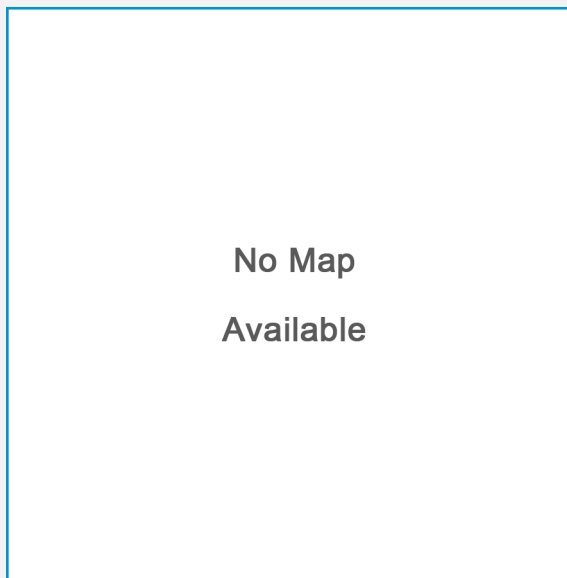
PMID N/A



Comments & Additional Info

hb DNA fragment; may in N. Brown vector (pNB40). Generated by Charlotte Wang.
Instructions for probe: (antisense) cut with Hind III; transcribe with T7 primer.

Plasmid #	035
Plasmid Name	giant
Insert Name	
Size of Insert (kilo-bases)	1.6
Vector Name	pBS
Size of Vector	3000
Total Size	
Antibiotic res. or selection marker in other species	
Antibiotic res. in bacteria	Ampicillin
Type of cloning	
Restriction enzymes used for cloning	EcoRI/Xba I
Concentration	
Special growth conditions (e.g. E.coli host stain)	
Internal/External	External
Received From	Ruth Lehmann
Generation Date	4/25/1995
Author	Rich Binari
Available at Addgene (Link)	
Addgene ID	



Map Available



Publication

Kraut et al. Spatial regulation of the gap gene giant during Drosophila development. Development. 1991 Feb;111(2):601-9.


PMID 1893877




Comments & Additional Info

Instructions for probe: (antisense) cut with Xba I; transcribe with T7 primer.

Plasmid #	036
Plasmid Name	krupple (pK2b)
Insert Name	
Size of Insert (kilo-bases)	
Vector Name	pBS
Size of Vector	3000
Total Size	
Antibiotic res. or selection marker in other species	
Antibiotic res. in bacteria	Ampicillin
Type of cloning	
Restriction enzymes used for cloning	EcoRI
Concentration	
Special growth conditions (e.g. E.coli host stain)	
Internal/External	External
Received From	Ruth Lehmann
Generation Date	4/25/1995
Author	Rich Binari
Available at Addgene (Link)	
Addgene ID	




Map Available



Publication

Rosenberg et al. Structural homology of the product of the Drosophila Krüppel gene with Xenopus transcription factor IIIA. Nature 319, 336 - 339 (23 January 1986).

PMID



Comments & Additional Info

Instructions for probe: (antisense) cut with Pst I; transcribe with T7 primer.

Plasmid # 037
Plasmid Name knirpst (pcJ15)
Insert Name
Size of Insert (kilo-bases)
Vector Name pBS
Size of Vector 3000
Total Size
Antibiotic res. or selection marker in other species
Antibiotic res. in bacteria Ampicillin
Type of cloning
Restriction enzymes used for cloning EcoRI
Concentration
Special growth conditions (e.g. E.coli host stain)
Internal/External External
Received From Ruth Lehmann
Generation Date 4/25/1995
Author Rich Binari
Available at Addgene (Link)
Addgene ID




Map Available



Publication

Nauber et al. Abdominal segmentation of the Drosophila embryo requires a hormone receptor-like protein encoded by the gap gene knirps. Nature. 1988 Dec 1;336(6198):489-92.

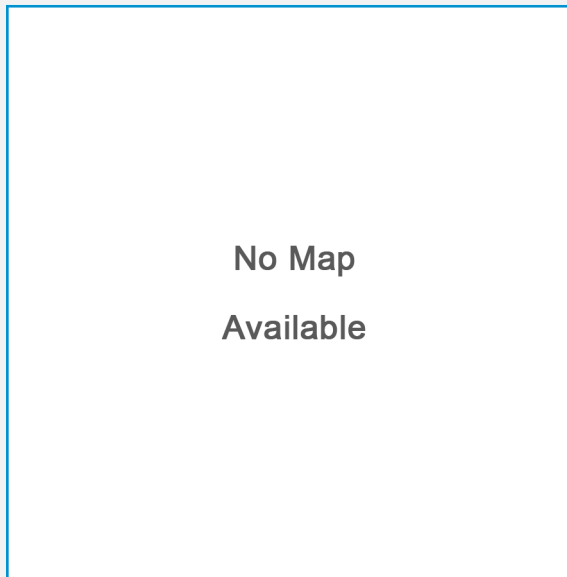
PMID 2904128



Comments & Additional Info

Instructions for probe: (antisense) cut with Xba I; transcribe with T7 primer.

Plasmid # 038
Plasmid Name runt (pED5')
Insert Name
Size of Insert (kilo-bases)
Vector Name ?
Size of Vector
Total Size
Antibiotic res. or selection marker in other species
Antibiotic res. in bacteria
Type of cloning
Restriction enzymes used for cloning
Concentration
Special growth conditions (e.g. E.coli host stain)
Internal/External External
Received From Peter Gergen
Generation Date 4/25/1995
Author Rich Binari
Available at Addgene (Link)
Addgene ID



Map Available



Publication

N/A

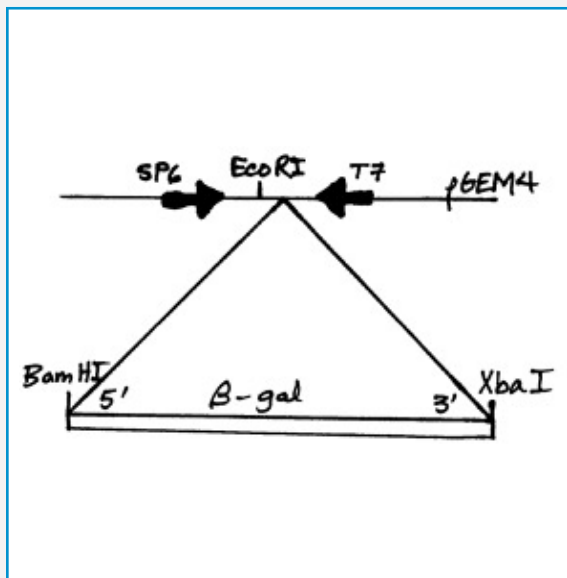
PMID N/A



Comments & Additional Info

5' leader of runt DNA. Instructions for probe: (antisense) cut with Hind III; transcribe with T7 primer.

Plasmid # 039
Plasmid Name lacZ
Insert Name
Size of Insert (kilo-bases) 4
Vector Name pGEM4
Size of Vector 2871
Total Size
Antibiotic res. or selection marker in other species
Antibiotic res. in bacteria Ampicillin
Type of cloning
Restriction enzymes used for cloning BamHI-XBA I
Concentration
Special growth conditions (e.g. E.coli host stain)
Internal/External External
Received From Ruth Lehmann
Generation Date 4/25/1995
Author Rich Binari
Available at Addgene (Link)
Addgene ID




Map Available



Publication

Thummel et al. Vectors for Drosophila P-element-mediated transformation and tissue culture transfection. Gene. 1988 Dec 30;74(2):445-56.

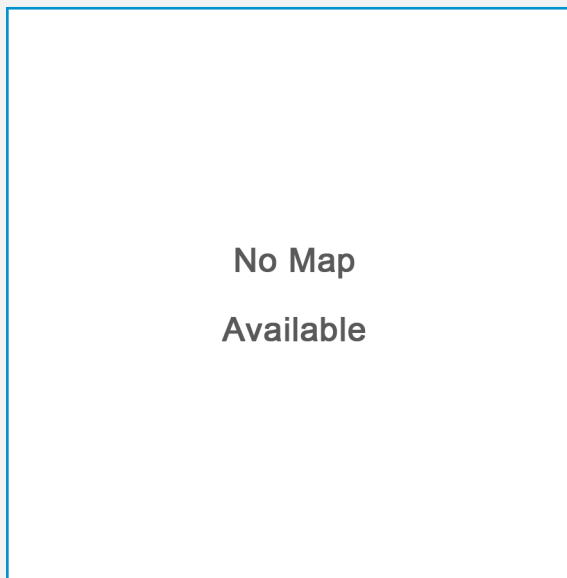
PMID 3246353




Comments & Additional Info

Instructions for probe: (antisense) cut with Eco RI; transcribe with T7 primer.

Plasmid #	040
Plasmid Name	hairy
Insert Name	
Size of Insert (kilo-bases)	2
Vector Name	pEMBL18+
Size of Vector	3960
Total Size	
Antibiotic res. or selection marker in other species	
Antibiotic res. in bacteria	Ampicillin
Type of cloning	
Restriction enzymes used for cloning	EcoRI
Concentration	
Special growth conditions (e.g. E.coli host stain)	
Internal/External	External
Received From	Sean Carroll
Generation Date	4/25/1995
Author	Rich Binari
Available at Addgene (Link)	
Addgene ID	



Map Available



Publication

N/A

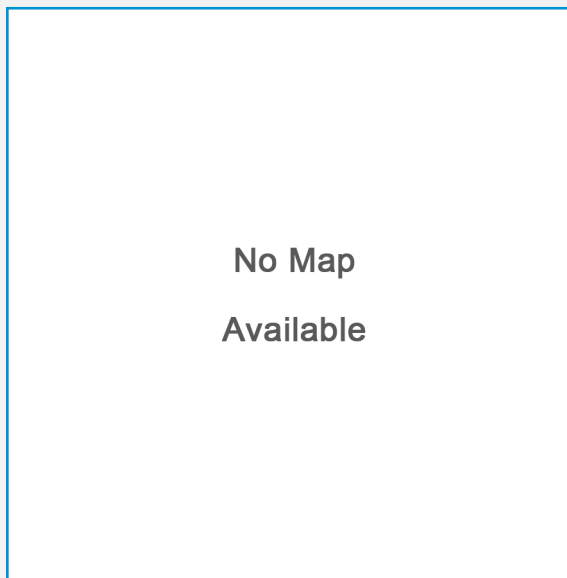
PMID N/A



Comments & Additional Info

Instructions for probe: (antisense) cut with Sal I; transcribe with hairy 513-514 primer (see #41 for primer).

Plasmid # 041
Plasmid Name hairy 513-534 (primer for hairy probe)
Insert Name
Size of Insert (kilo-bases)
Vector Name N/A
Size of Vector
Total Size
Antibiotic res. or selection marker in other species
Antibiotic res. in bacteria
Type of cloning
Restriction enzymes used for cloning
Concentration
Special growth conditions (e.g. E.coli host stain)
Internal/External External
Received From Rich Binari
Generation Date 4/25/1995
Author Rich Binari
Available at Addgene (Link)
Addgene ID



Map Available



Publication

N/A


PMID N/A




Comments & Additional Info

In order to avoid non-specific labelling of all RNAs with poly-A tails, you need to use this 22-mer primer to make hairy probe. Sequence: 5' CCAGAACGTTGGTCATGTTGGC 3'

Plasmid #	042
Plasmid Name	Ras 1 EF1 (pBSK)
Insert Name	
Size of Insert (kilo-bases)	1.35
Vector Name	pBSK
Size of Vector	3000
Total Size	
Antibiotic res. or selection marker in other species	
Antibiotic res. in bacteria	Ampicillin
Type of cloning	
Restriction enzymes used for cloning	EcoRI
Concentration	2.86 ug / ul
Special growth conditions (e.g. E.coli host stain)	
Internal/External	External
Received From	Steven Hou
Generation Date	6/12/1995
Author	Steven Hou
Available at Addgene (Link)	
Addgene ID	




Map Available



Publication

Neuman-Silberberg et al. The Drosophila ras oncogenes: structure and nucleotide sequence. Cell. 1984 Jul;37(3):1027-33.

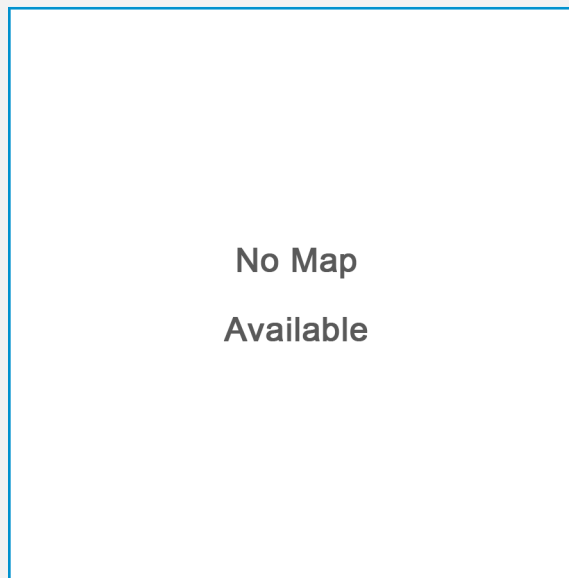
PMID 6430564



Comments & Additional Info

Instructions for probe: (antisense) cut with XbaI or BamHI to linearize; transcribe with T7 primer.

Plasmid #	043
Plasmid Name	Ras 1 EF1 (pUC12)
Insert Name	
Size of Insert (kilo-bases)	1.35
Vector Name	pUC12
Size of Vector	2680
Total Size	
Antibiotic res. or selection marker in other species	
Antibiotic res. in bacteria	Ampicillin
Type of cloning	
Restriction enzymes used for cloning	EcoRI
Concentration	0.475 ug / ul
Special growth conditions (e.g. E.coli host stain)	
Internal/External	External
Received From	Benny Shilo
Generation Date	6/12/1995
Author	Steven Hou
Available at Addgene (Link)	
Addgene ID	



Map Available



Publication

Neuman-Silberberg et al. The Drosophila ras oncogenes: structure and nucleotide sequence. Cell. 1984 Jul;37(3):1027-33.

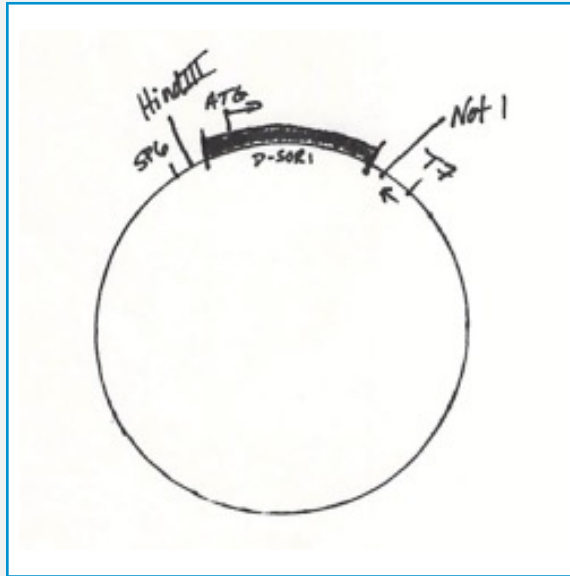
PMID 6430564



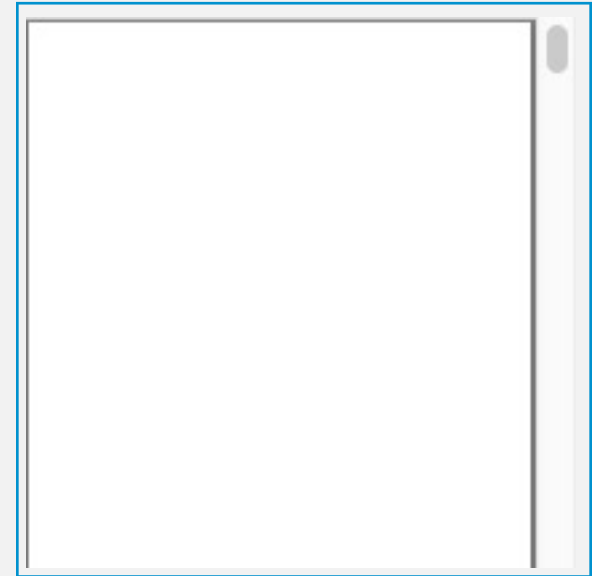
Comments & Additional Info

In this vector, R1 is at one end of the polylinker. In the EF1 plasmid all the other sites of the polylinker are at the 3' end. Instructions for probe: This vector does not have SP6, T3, or T7 priming sites, so it must be cloned into a more modern vector to make RNA probes.

Plasmid # 044
Plasmid Name Dsor1
Insert Name
Size of Insert (kilo-bases) ?
Vector Name pNB40
Size of Vector
Total Size
Antibiotic res. or selection marker in other species
Antibiotic res. in bacteria Ampicillin
Type of cloning
Restriction enzymes used for cloning
Concentration 0.1 ug / ul
Special growth conditions (e.g. E.coli host stain)
Internal/External External
Received From Y. Nishida
Generation Date 6/12/1995
Author Ray Hsu
Available at Addgene (Link)
Addgene ID



Map Available



Publication

Tsuda et al. A protein kinase similar to MAP kinase activator acts downstream of the raf kinase in Drosophila. Cell. 1993 Feb 12;72(3):407-14.

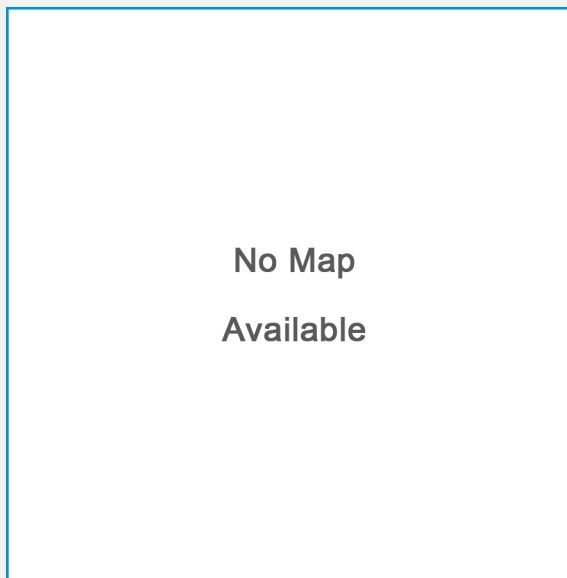
PMID 8381718



Comments & Additional Info

Instructions for probe: (antisense) cut with HindIII to linearize; transcribe with T7 primer. Liz Perkins grad student sequenced and said that insert was not Dsor1 (March 2001).

Plasmid # 045
Plasmid Name DER (EGF-R) P10-type II
Insert Name
Size of Insert (kilo-bases)
Vector Name pUC13
Size of Vector 2680
Total Size
Antibiotic res. or selection marker in other species
Antibiotic res. in bacteria Ampicillin
Type of cloning
Restriction enzymes used for cloning
Concentration 1.7 ug / ul
Special growth conditions (e.g. E.coli host stain)
Internal/External External
Received From Alan Michelson
Generation Date 8/22/1995
Author Urte Gayko
Available at Addgene (Link)
Addgene ID



Map Available




Publication

N/A

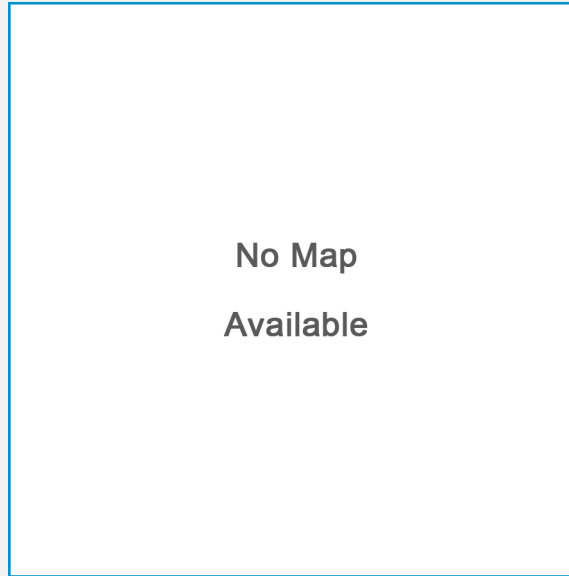
PMID N/A



Comments & Additional Info



Plasmid #	046
Plasmid Name	orthodenticle
Insert Name	
Size of Insert (kilo-bases)	3.8
Vector Name	pBSK+
Size of Vector	3000
Total Size	
Antibiotic res. or selection marker in other species	
Antibiotic res. in bacteria	Ampicillin
Type of cloning	
Restriction enzymes used for cloning	EcoRI
Concentration	1.2 ug / ul
Special growth conditions (e.g. E.coli host stain)	
Internal/External	Internal - NP
Received From	Bob Finkelstein
Generation Date	6/16/1995
Author	Bob Finkelstein
Available at Addgene (Link)	https://www.addgene.org/37285/
Addgene ID	37285



Map Available



Publication

Finkelstein et al. The orthodenticle gene encodes a novel homeo domain protein involved in the development of the Drosophila nervous system and ocellar visual structures. *Genes Dev.* 1990 Sep;4(9):1516-27.

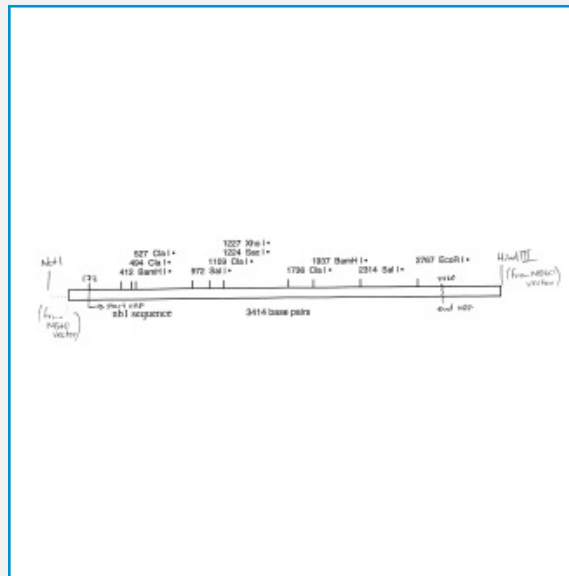
PMID 1979296



Comments & Additional Info

Instructions for probe: (antisense) cut with KpuI to linearize; transcribe with T3 primer.

Plasmid # 047-048
Plasmid Name LIP1/NB1 (a & b)
Insert Name
Size of Insert (kilo-bases) 3.4
Vector Name pNB40
Size of Vector
Total Size
Antibiotic res. or selection marker in other species
Antibiotic res. in bacteria Ampicillin
Type of cloning
Restriction enzymes used for cloning Cloned directionally into vector. NotI/HindIII (will include
Concentration (a) 3.4 ug / ul (b) 1.2 ug / ul
Special growth conditions (e.g. E.coli host stain)
Internal/External Internal - NP
Received From Michele Musacchio
Generation Date 6/28/1995
Author Joe Duffy
Available at Addgene (Link)
Addgene ID



Map Available

<http://genepath.med.harvard.edu/~perrimon/plasmidmaps/p047.pdf>



Publication

Musacchio & Perrimon. The Drosophila kekkon genes: novel members of both the leucine-rich repeat and immunoglobulin superfamilies expressed in the CNS. Dev Biol. 1996 Aug 25;178(1):63-76.

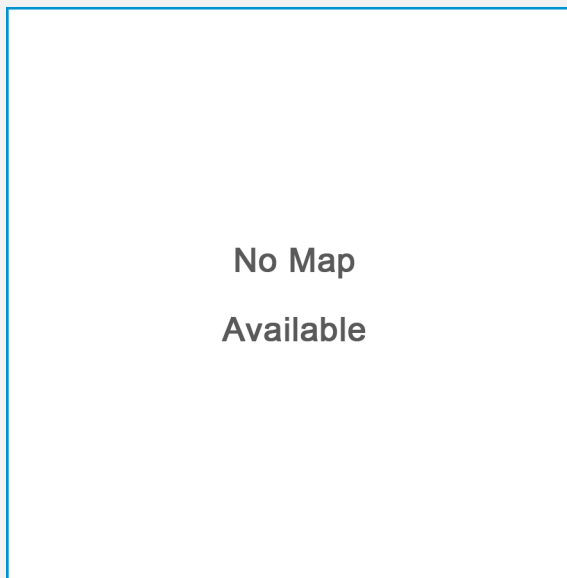
PMID 8812109



Comments & Additional Info

Instructions for probe: (antisense) cut with HindIII to linearize; transcribe with T7 primer.

Plasmid # 049-050
Plasmid Name LIP2/NB7 (a & b)
Insert Name
Size of Insert (kilo-bases)
Vector Name pNB40
Size of Vector
Total Size
Antibiotic res. or selection marker in other species
Antibiotic res. in bacteria Ampicillin
Type of cloning
Restriction enzymes used for cloning
Concentration (a) 3.7 ug / ul (b) 0.9 ug / ul
Special growth conditions (e.g. E.coli host stain)
Internal/External Internal - NP
Received From Michele Musacchio
Generation Date 6/28/1995
Author Joe Duffy
Available at Addgene (Link)
Addgene ID



Map Available



Publication

Musacchio & Perrimon. The Drosophila kekkon genes: novel members of both the leucine-rich repeat and immunoglobulin superfamilies expressed in the CNS. Dev Biol. 1996 Aug 25;178(1):63-76.

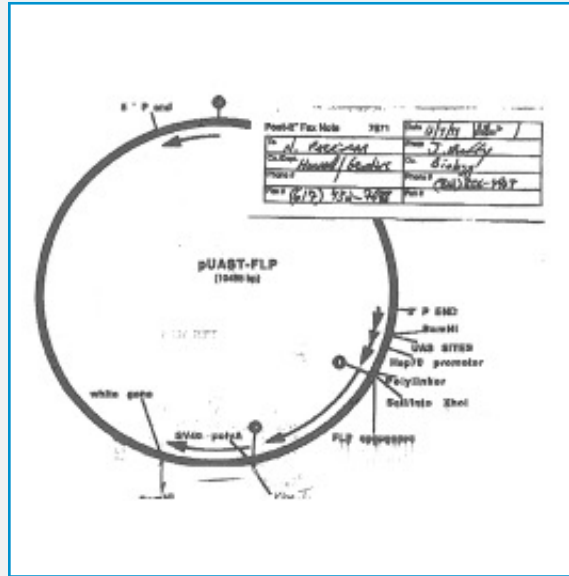
PMID 8812109



Comments & Additional Info

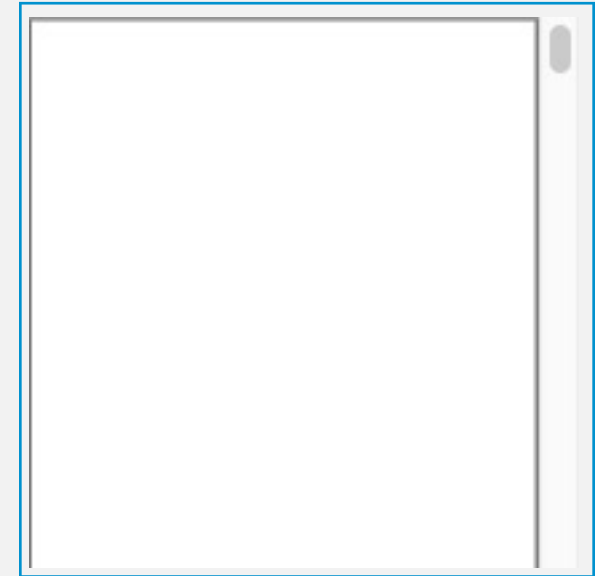
Directional cloning NotI to HindIII. Instructions for probe: (anti-sense) Cut with HindIII to linearize; transcribe with T7 primer.

Plasmid # 051-052
Plasmid Name UAS-FLP (a & b)
Insert Name
Size of Insert (kilo-bases)
Vector Name pUAST
Size of Vector 8904
Total Size
Antibiotic res. or selection marker in other species
Antibiotic res. in bacteria Ampicillin
Type of cloning
Restriction enzymes used for cloning
Concentration (a) 4.7 ug / ul (b) 0.3 ug / ul
Special growth conditions (e.g. E.coli host stain)
Internal/External Internal - NP
Received From Joe Duffy
Generation Date 6/28/1995
Author Joe Duffy
Available at Addgene (Link) <https://www.addgene.org/37397/>
Addgene ID 37397



Map Available


<http://genepath.med.harvard.edu/~perrimon/plasmidmaps/p051.pdf>



Publication

Duffy et al. Identifying loci required for follicular patterning using directed mosaics. *Development*. 1998 Jun;125(12):2263-71.

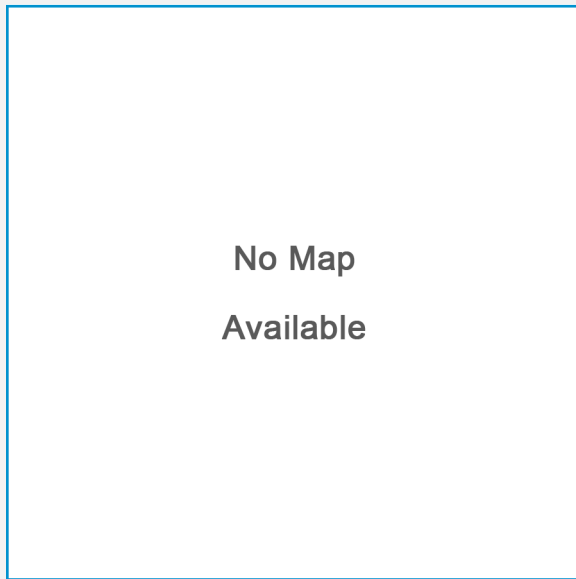
PMID 9584125



Comments & Additional Info

Flipase from pDM420

Plasmid # 053-054
Plasmid Name pDM420-FLP
Insert Name
Size of Insert (kilo-bases)
Vector Name ?pDM420
Size of Vector
Total Size
Antibiotic res. or selection marker in other species
Antibiotic res. in bacteria
Type of cloning
Restriction enzymes used for cloning
Concentration (a) ? ug / ul (b) 2.5 ug / ul
Special growth conditions (e.g. E.coli host stain)
Internal/External External
Received From Ken Golic
Generation Date 6/1/1995
Author Joe Duffy
Available at Addgene (Link)
Addgene ID




Map Available



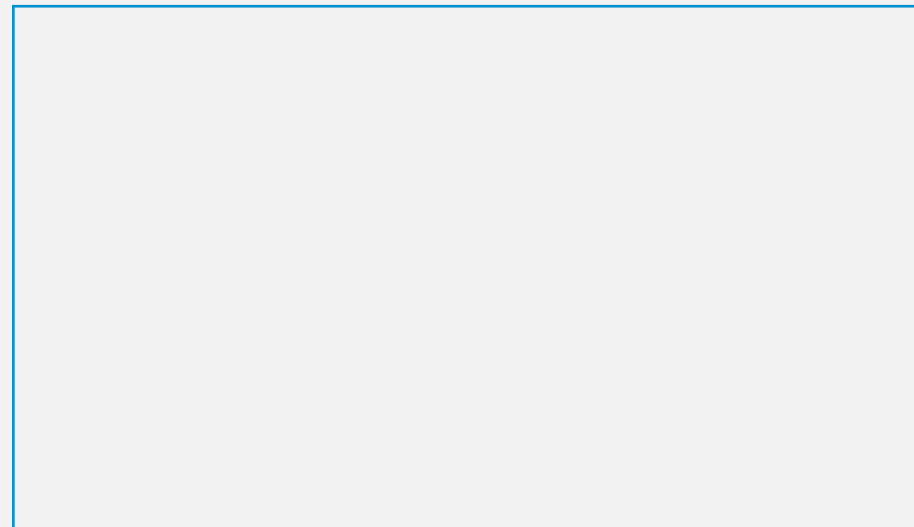
Publication

N/A

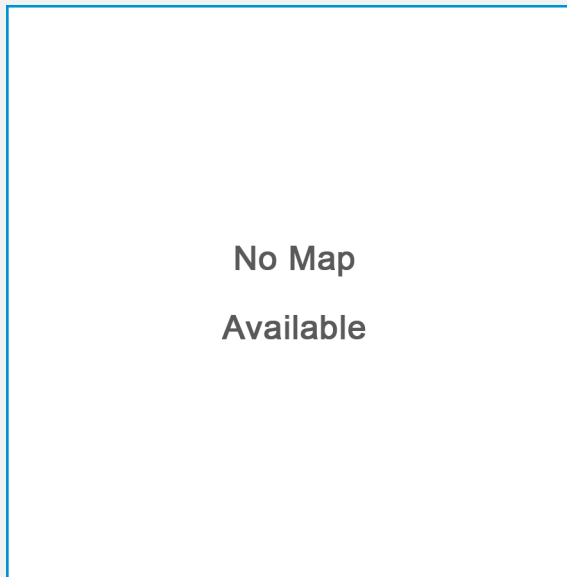
PMID N/A



Comments & Additional Info



Plasmid # 055-056
Plasmid Name bicoid
Insert Name
Size of Insert (kilo-bases)
Vector Name pBS
Size of Vector 3000
Total Size
Antibiotic res. or selection marker in other species
Antibiotic res. in bacteria Ampicillin
Type of cloning
Restriction enzymes used for cloning
Concentration (a) ? ug / ul (b) 0.5 ug / ul
Special growth conditions (e.g. E.coli host stain)
Internal/External External
Received From Peter Gergen
Generation Date 6/1/1995
Author Joe Duffy
Available at Addgene (Link)
Addgene ID



Map Available



Publication

N/A

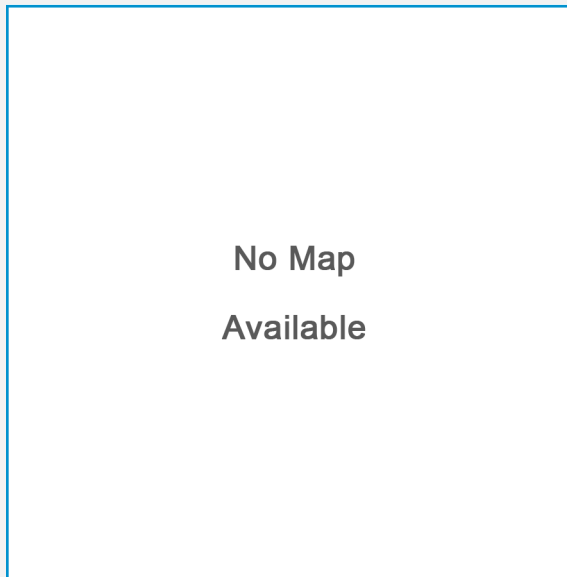
PMID N/A



Comments & Additional Info

Instructions for probe: (antisense) Cut with KpnI to linearize; transcribe with T7 primer.

Plasmid # 057-058
Plasmid Name even-skipped (eve)
Insert Name
Size of Insert (kilo-bases)
Vector Name ?
Size of Vector
Total Size
Antibiotic res. or selection marker in other species
Antibiotic res. in bacteria
Type of cloning
Restriction enzymes used for cloning
Concentration (a) 2.3 ug / ul (b) 0.4 ug / ul
Special growth conditions (e.g. E.coli host stain)
Internal/External External
Received From Peter Gergen
Generation Date 6/1/1995
Author Joe Duffy
Available at Addgene (Link)
Addgene ID



Map Available



Publication

N/A

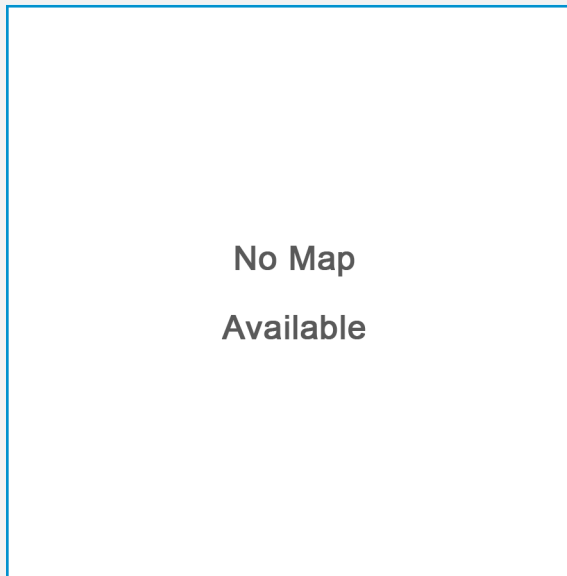
PMID N/A



Comments & Additional Info

Instructions for probe: (antisense) Cut with Xho I to linearize; transcribe with SP6 primer.

Plasmid # 059-060
Plasmid Name gurken (grk)
Insert Name
Size of Insert (kilo-bases)
Vector Name ?
Size of Vector
Total Size
Antibiotic res. or selection marker in other species
Antibiotic res. in bacteria
Type of cloning
Restriction enzymes used for cloning
Concentration (a) 4.17 ug / ul (b) 0.1 ug / ul
Special growth conditions (e.g. E.coli host stain)
Internal/External External
Received From Trudi Schupbach
Generation Date 6/1/1995
Author Joe Duffy
Available at Addgene (Link)
Addgene ID



Map Available



Publication

N/A

PMID N/A



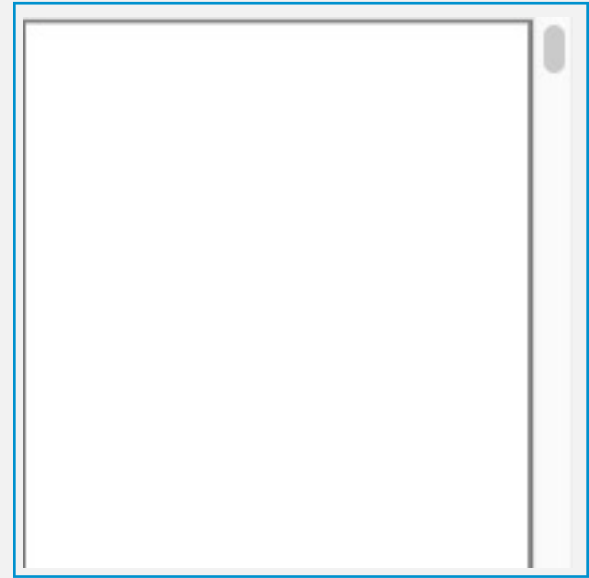
Comments & Additional Info

Instructions for probe: (antisense) Cut with Sal I to linearize; transcribe with T7 primer.

Plasmid # 061
Plasmid Name Kek1 (Lip1) genomic
Insert Name
Size of Insert (kilo-bases)
Vector Name Bluescript
Size of Vector 3000
Total Size
Antibiotic res. or selection marker in other species
Antibiotic res. in bacteria Ampicillin
Type of cloning
Restriction enzymes used for cloning
Concentration 2.5 ug / ul
Special growth conditions (e.g. E.coli host stain)
Internal/External Internal - NP
Received From Michele Musacchio
Generation Date 6/1/1995
Author Joe Duffy
Available at Addgene (Link)
Addgene ID




Map Available



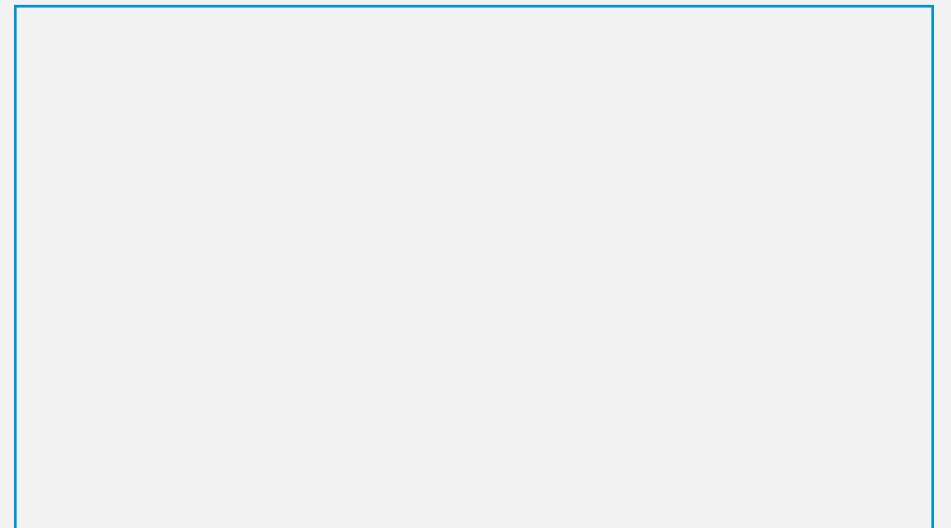
Publication

Musacchio et al. The Drosophila kekkon genes: novel members of both the leucine-rich repeat and immunoglobulin superfamilies expressed in the CNS. Dev Biol. 1996 Aug 25;178(1):63-76.

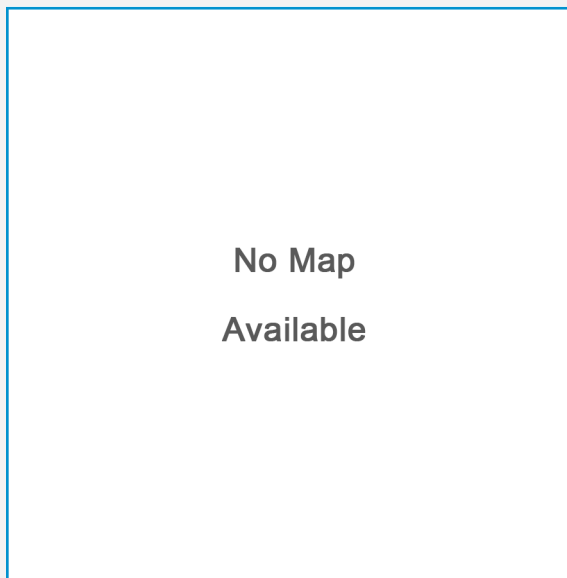
PMID 8812109



Comments & Additional Info



Plasmid # 062-063
Plasmid Name Kek1 (Lip1) S1.3
Insert Name
Size of Insert (kilo-bases)
Vector Name Bluescript
Size of Vector 3000
Total Size
Antibiotic res. or selection marker in other species
Antibiotic res. in bacteria Ampicillin
Type of cloning
Restriction enzymes used for cloning
Concentration (a) 3.9 ug / ul (b) 0.2 ug / ul
Special growth conditions (e.g. E.coli host stain)
Internal/External Internal - NP
Received From Michele Musacchio
Generation Date 6/1/1995
Author Joe Duffy
Available at Addgene (Link)
Addgene ID



Map Available



Publication

Musacchio et al. The Drosophila kekkon genes: novel members of both the leucine-rich repeat and immunoglobulin superfamilies expressed in the CNS. Dev Biol. 1996 Aug 25;178(1):63-76.

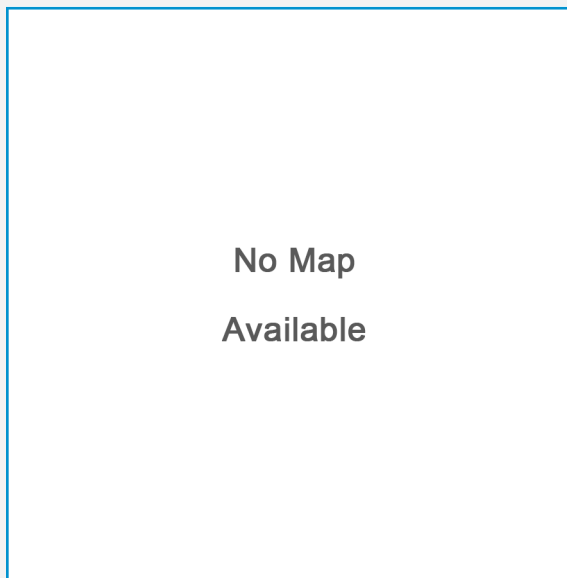
PMID 8812109



Comments & Additional Info

1.3 kb genomic subclone

Plasmid # 064-065
Plasmid Name Kek1 (Lip1) S3.25
Insert Name
Size of Insert (kilo-bases)
Vector Name Bluescript
Size of Vector 3000
Total Size
Antibiotic res. or selection marker in other species
Antibiotic res. in bacteria Ampicillin
Type of cloning
Restriction enzymes used for cloning
Concentration (a) 5.1 ug / ul (b) 1.9 ug / ul
Special growth conditions (e.g. E.coli host stain)
Internal/External Internal - NP
Received From Michele Musacchio
Generation Date 6/1/1995
Author Joe Duffy
Available at Addgene (Link)
Addgene ID



Map Available



Publication

Musacchio et al. The Drosophila kekkon genes: novel members of both the leucine-rich repeat and immunoglobulin superfamilies expressed in the CNS. Dev Biol. 1996 Aug 25;178(1):63-76.

PMID 8812109



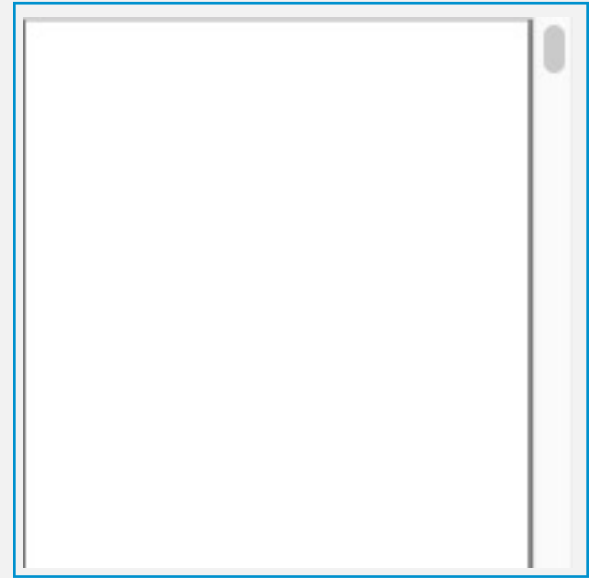
Comments & Additional Info

3.25 kb genomic subclone

Plasmid # 066-067
Plasmid Name Kek1 (Lip1) S4.3
Insert Name
Size of Insert (kilo-bases)
Vector Name Bluescript
Size of Vector 3000
Total Size
Antibiotic res. or selection marker in other species
Antibiotic res. in bacteria Ampicillin
Type of cloning
Restriction enzymes used for cloning
Concentration (a) 4.9 ug / ul (b) 0.2 ug / ul
Special growth conditions (e.g. E.coli host stain)
Internal/External Internal - NP
Received From Michele Musacchio
Generation Date 6/1/1995
Author Joe Duffy
Available at Addgene (Link)
Addgene ID




Map Available



Publication

Musacchio et al. The Drosophila kekkon genes: novel members of both the leucine-rich repeat and immunoglobulin superfamilies expressed in the CNS. Dev Biol. 1996 Aug 25;178(1):63-76.

PMID 8812109



Comments & Additional Info

4.3 kb genomic subclone

Plasmid # 068
Plasmid Name Kek1 (Lip1) S7.0
Insert Name
Size of Insert (kilo-bases)
Vector Name Bluescript
Size of Vector 3000
Total Size
Antibiotic res. or selection marker in other species
Antibiotic res. in bacteria Ampicillin
Type of cloning
Restriction enzymes used for cloning
Concentration 6.8 ug / ul
Special growth conditions (e.g. E.coli host stain)
Internal/External Internal - NP
Received From Michele Musacchio
Generation Date 6/1/1995
Author Joe Duffy
Available at Addgene (Link)
Addgene ID




Map Available



Publication

Musacchio et al. The Drosophila kekkon genes: novel members of both the leucine-rich repeat and immunoglobulin superfamilies expressed in the CNS. Dev Biol. 1996 Aug 25;178(1):63-76.

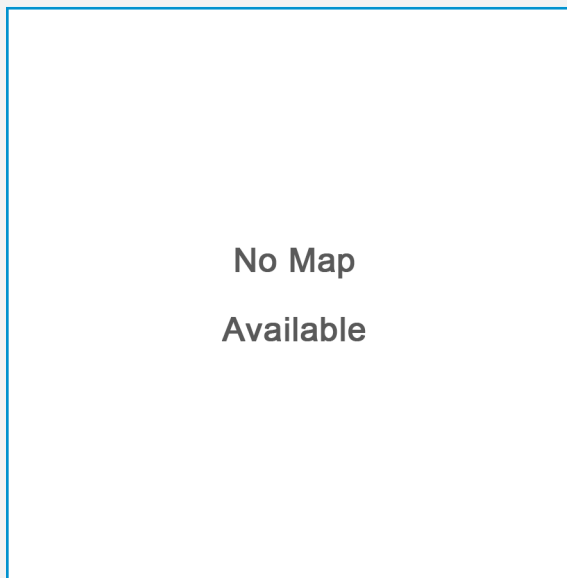
PMID 8812109



Comments & Additional Info

7 kb genomic subclone

Plasmid # 069-070
Plasmid Name Kek1 (Lip1) S13.0
Insert Name
Size of Insert (kilo-bases)
Vector Name Bluescript
Size of Vector 3000
Total Size
Antibiotic res. or selection marker in other species
Antibiotic res. in bacteria Ampicillin
Type of cloning
Restriction enzymes used for cloning
Concentration (a) 5.2 ug / ul (b) 0.25 ug / ul
Special growth conditions (e.g. E.coli host stain)
Internal/External Internal - NP
Received From Michele Musacchio
Generation Date 6/1/1995
Author Joe Duffy
Available at Addgene (Link)
Addgene ID



Map Available



Publication

Musacchio et al. The Drosophila kekkon genes: novel members of both the leucine-rich repeat and immunoglobulin superfamilies expressed in the CNS. Dev Biol. 1996 Aug 25;178(1):63-76.

PMID 8812109



Comments & Additional Info

13 kb genomic subclone.

Plasmid # 071-072
Plasmid Name oskar (see also #136)
Insert Name
Size of Insert (kilo-bases)
Vector Name ?pNB
Size of Vector
Total Size
Antibiotic res. or selection marker in other species
Antibiotic res. in bacteria
Type of cloning
Restriction enzymes used for cloning
Concentration (a) 2.7 ug / ul (b) 1.06 ug / ul
Special growth conditions (e.g. E.coli host stain)
Internal/External External
Received From Ruth Lehmann
Generation Date 6/1/1995
Author Joe Duffy
Available at Addgene (Link)
Addgene ID




Map Available



Publication

N/A

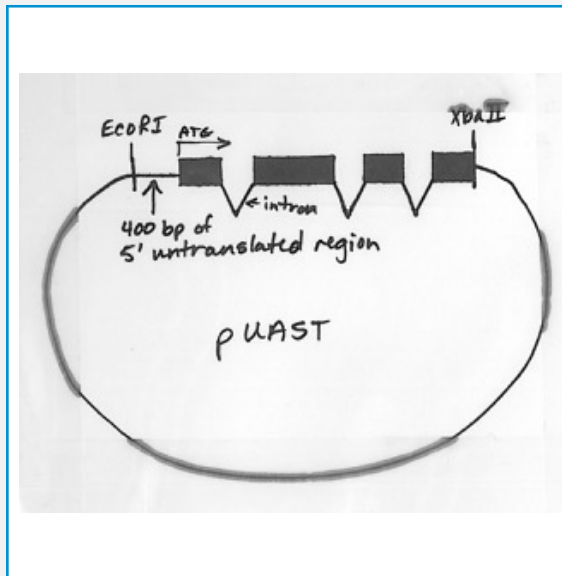
PMID N/A



Comments & Additional Info


6.8 kb genomic subclone. Instructions for probe: (anti-sense) - Cut with ____ to linearize, transcribe with primer.

Plasmid # 073
Plasmid Name Dmek TS
Insert Name
Size of Insert (kilo-bases)
Vector Name pUAST
Size of Vector 8904
Total Size
Antibiotic res. or selection marker in other species
Antibiotic res. in bacteria Ampicillin
Type of cloning
Restriction enzymes used for cloning EcorRI/Xball
Concentration 1.0 ug / ul
Special growth conditions (e.g. E.coli host stain)
Internal/External Internal - NP
Received From Ray Hsu
Generation Date 7/1/1995
Author Ray Hsu
Available at Addgene (Link)
Addgene ID



Map Available


<http://genepath.med.harvard.edu/~perrimon/plasmidmaps/p073.pdf>



Publication

Hsu et al. A temperature-sensitive MEK mutation demonstrates the conservation of the signaling pathways activated by receptor tyrosine kinases. *Genes Dev.* 1994 Sep 15;8(18):2176-87.

PMID 7958887




Comments & Additional Info

This is the genomic D-mek with a temperature sensitive mutation introduced in the second exon. The construct contains approximately 400bp of the 5' untranslated region upstream of the ATG.

Plasmid # 074
Plasmid Name zw4 (egghead) cDNA#7
Insert Name
Size of Insert (kilo-bases)
Vector Name pNB40
Size of Vector
Total Size
Antibiotic res. or selection marker in other species
Antibiotic res. in bacteria Ampicillin
Type of cloning
Restriction enzymes used for cloning
Concentration 2.5 ug / ul
Special growth conditions (e.g. E.coli host stain)
Internal/External Internal - NP
Received From Michael Melnick
Generation Date 8/1/1995
Author Michael Melnick
Available at Addgene (Link) <https://www.addgene.org/37398/>
Addgene ID 37398




Map Available



Publication

Goode et al. The neurogenic genes egghead and brainiac define a novel signaling pathway essential for epithelial morphogenesis during Drosophila oogenesis. *Development*. 1996 Dec;122(12):3863-79.

PMID 9012507



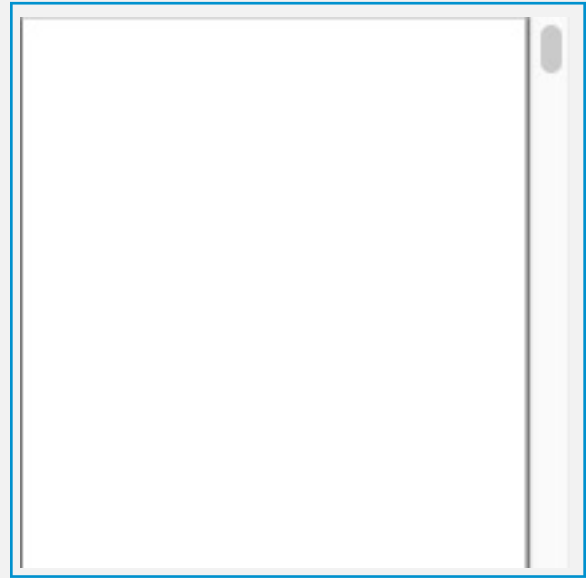
Comments & Additional Info

__ kb zw4 cDNA

Plasmid # 075
Plasmid Name zw4 (egghead) cDNA#4e
Insert Name
Size of Insert (kilo-bases)
Vector Name pNB40
Size of Vector
Total Size
Antibiotic res. or selection marker in other species
Antibiotic res. in bacteria Ampicillin
Type of cloning
Restriction enzymes used for cloning
Concentration 3.9 ug / ul
Special growth conditions (e.g. E.coli host stain)
Internal/External Internal - NP
Received From Michael Melnick
Generation Date 8/1/1995
Author Michael Melnick
Available at Addgene (Link) <https://www.addgene.org/37399/>
Addgene ID 37399




Map Available



Publication

Goode et al. The neurogenic genes egghead and brainiac define a novel signaling pathway essential for epithelial morphogenesis during Drosophila oogenesis. *Development*. 1996 Dec;122(12):3863-79.

PMID 9012507



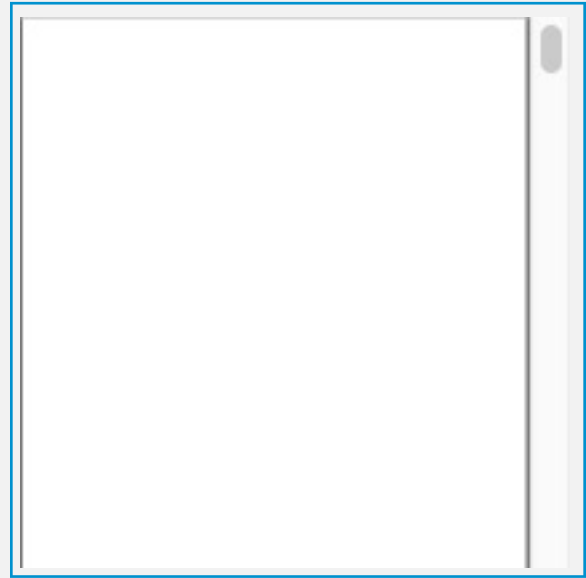
Comments & Additional Info

__ kb zw4 cDNA

Plasmid #	076
Plasmid Name	hs-zw4 (egghead) ORF
Insert Name	
Size of Insert (kilo-bases)	
Vector Name	pCaSpeR-HS
Size of Vector	8780
Total Size	
Antibiotic res. or selection marker in other species	
Antibiotic res. in bacteria	Ampicillin
Type of cloning	
Restriction enzymes used for cloning	BgIII/XbaI
Concentration	2.9 ug / ul
Special growth conditions (e.g. E.coli host stain)	
Internal/External	Internal - NP
Received From	Michael Melnick
Generation Date	8/1/1995
Author	Michael Melnick
Available at Addgene (Link)	https://www.addgene.org/37400/
Addgene ID	37400




Map Available



Publication

Goode et al. The neurogenic genes egghead and brainiac define a novel signaling pathway essential for epithelial morphogenesis during Drosophila oogenesis. *Development*. 1996 Dec;122(12):3863-79.

PMID 9012507



Comments & Additional Info


__ kb zw4 open reading frame

Plasmid # 077
Plasmid Name UAS-zw4 (egghead) ORF
Insert Name
Size of Insert (kilo-bases)
Vector Name pUAST
Size of Vector 8904
Total Size
Antibiotic res. or selection marker in other species
Antibiotic res. in bacteria Ampicillin
Type of cloning
Restriction enzymes used for cloning BgIII/XbaI
Concentration 2.3 ug / ul
Special growth conditions (e.g. E.coli host stain)
Internal/External Internal - NP
Received From Michael Melnick
Generation Date 8/1/1995
Author Michael Melnick
Available at Addgene (Link)
Addgene ID



No Map Available


Map Available



Publication

Goode et al. The neurogenic genes egghead and brainiac define a novel signaling pathway essential for epithelial morphogenesis during Drosophila oogenesis. *Development*. 1996 Dec;122(12):3863-79.

PMID 9012507

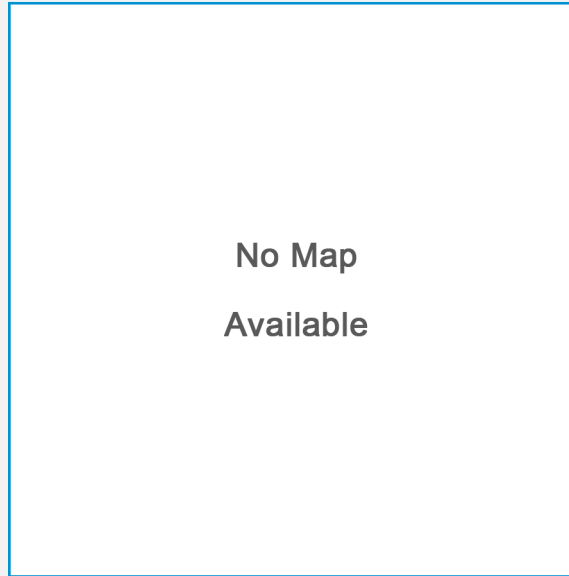


No Additional Documents Available

Comments & Additional Info

__ kb zw4 open reading frame

Plasmid #	078
Plasmid Name	zw4 (egghead) ORF
Insert Name	
Size of Insert (kilo-bases)	
Vector Name	pGEX-2T
Size of Vector	4948
Total Size	
Antibiotic res. or selection marker in other species	
Antibiotic res. in bacteria	Ampicillin
Type of cloning	
Restriction enzymes used for cloning	BamHI/EcoRI
Concentration	0.98 ug / ul
Special growth conditions (e.g. E.coli host stain)	
Internal/External	Internal - NP
Received From	Michael Melnick
Generation Date	8/1/1995
Author	Michael Melnick
Available at Addgene (Link)	
Addgene ID	




Map Available



Publication

Goode et al. The neurogenic genes egghead and brainiac define a novel signaling pathway essential for epithelial morphogenesis during Drosophila oogenesis. *Development*. 1996 Dec;122(12):3863-79.

PMID 9012507



Comments & Additional Info

__ kb zw4 open reading frame

Plasmid # 079
Plasmid Name D-raf genomic
Insert Name
Size of Insert (kilo-bases)
Vector Name pBSK+
Size of Vector 3000
Total Size
Antibiotic res. or selection marker in other species
Antibiotic res. in bacteria Ampicillin
Type of cloning
Restriction enzymes used for cloning BamHI
Concentration 1.0 ug / ul
Special growth conditions (e.g. E.coli host stain)
Internal/External Internal - NP
Received From Y. Nishida
Generation Date 8/1/1995
Author Michael Melnick
Available at Addgene (Link)
Addgene ID




Map Available



Publication

Nishida et al. Proliferation of both somatic and germ cells is affected in the Drosophila mutants of raf proto-oncogene. EMBO J. 1988 Mar;7(3):775-81.

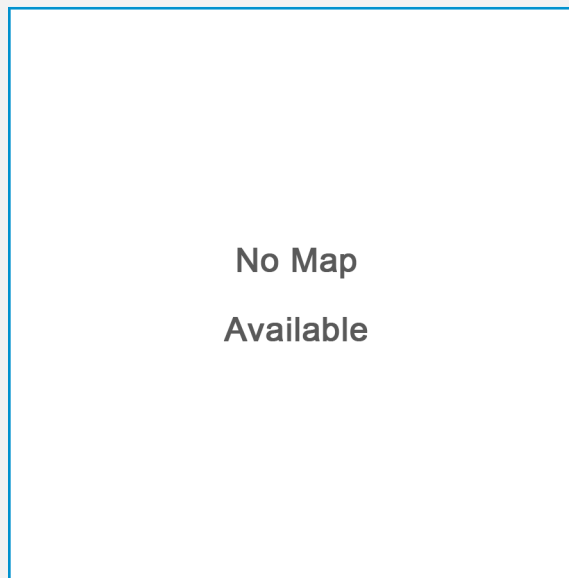
PMID 3135183



Comments & Additional Info

genomic rescue fragment

Plasmid #	080
Plasmid Name	helicase ORF
Insert Name	
Size of Insert (kilo-bases)	
Vector Name	pGEX-2T
Size of Vector	4948
Total Size	
Antibiotic res. or selection marker in other species	
Antibiotic res. in bacteria	Ampicillin
Type of cloning	
Restriction enzymes used for cloning	BamHI
Concentration	0.9 ug / ul
Special growth conditions (e.g. E.coli host stain)	
Internal/External	Internal - NP
Received From	Lori Lorenz
Generation Date	8/1/1995
Author	Michael Melnick
Available at Addgene (Link)	
Addgene ID	




Map Available




Publication

Eberl et al. A new enhancer of position-effect variegation in *Drosophila melanogaster* encodes a putative RNA helicase that binds chromosomes and is regulated by the cell cycle. *Genetics*. 1997 Jul;146(3):951-63.

PMID 9215899




Comments & Additional Info



Plasmid # 081
Plasmid Name helicase cDNA
Insert Name
Size of Insert (kilo-bases)
Vector Name pNB40
Size of Vector
Total Size
Antibiotic res. or selection marker in other species
Antibiotic res. in bacteria Ampicillin
Type of cloning
Restriction enzymes used for cloning
Concentration 4.0 ug / ul
Special growth conditions (e.g. E.coli host stain)
Internal/External Internal - NP
Received From Lori Lorenz
Generation Date 8/1/1995
Author Michael Melnick
Available at Addgene (Link)
Addgene ID




Map Available



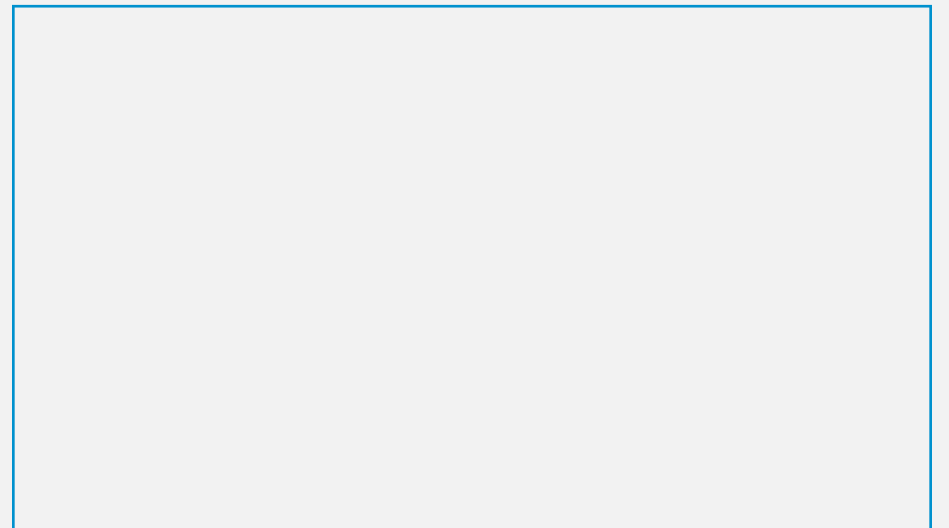
Publication

Eberl et al. A new enhancer of position-effect variegation in *Drosophila melanogaster* encodes a putative RNA helicase that binds chromosomes and is regulated by the cell cycle. *Genetics*. 1997 Jul;146(3):951-63.

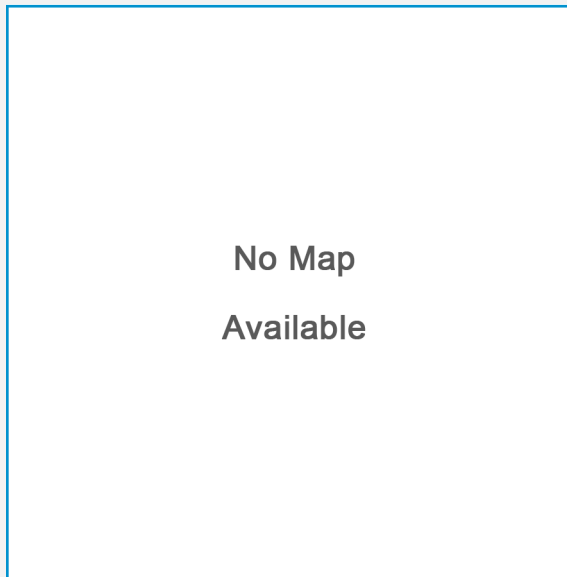
PMID 9215899



Comments & Additional Info



Plasmid #	082
Plasmid Name	helicase genomic
Insert Name	
Size of Insert (kilo-bases)	
Vector Name	pY.E.S.
Size of Vector	7621
Total Size	
Antibiotic res. or selection marker in other species	
Antibiotic res. in bacteria	Ampicillin
Type of cloning	
Restriction enzymes used for cloning	NotI/XbaI
Concentration	3.0 ug / ul
Special growth conditions (e.g. E.coli host stain)	
Internal/External	Internal - NP
Received From	Lori Lorenz
Generation Date	8/1/1995
Author	Michael Melnick
Available at Addgene (Link)	
Addgene ID	



Map Available



Publication

Eberl et al. A new enhancer of position-effect variegation in *Drosophila melanogaster* encodes a putative RNA helicase that binds chromosomes and is regulated by the cell cycle. *Genetics*. 1997 Jul;146(3):951-63.

PMID 9215899



Comments & Additional Info


EagI/XbaI genomic rescue fragment

Plasmid # 083
Plasmid Name helicase from C.elegans
Insert Name
Size of Insert (kilo-bases)
Vector Name pRAT II
Size of Vector
Total Size
Antibiotic res. or selection marker in other species
Antibiotic res. in bacteria
Type of cloning
Restriction enzymes used for cloning Apal/Sacl
Concentration 3.4 ug / ul
Special growth conditions (e.g. E.coli host stain)
Internal/External Internal - NP
Received From Lori Lorenz
Generation Date 8/1/1995
Author Michael Melnick
Available at Addgene (Link)
Addgene ID



No Map Available


Map Available



Publication

Eberl et al. A new enhancer of position-effect variegation in *Drosophila melanogaster* encodes a putative RNA helicase that binds chromosomes and is regulated by the cell cycle. *Genetics*. 1997 Jul;146(3):951-63.

PMID 9215899



No Additional Documents Available

Comments & Additional Info

cDNA from c.elegans

Plasmid # 084
Plasmid Name slit genomic
Insert Name
Size of Insert (kilo-bases)
Vector Name ?
Size of Vector
Total Size
Antibiotic res. or selection marker in other species
Antibiotic res. in bacteria
Type of cloning
Restriction enzymes used for cloning
Concentration
Special growth conditions (e.g. E.coli host stain)
Internal/External External
Received From Liz Perkins
Generation Date 6/1/1995
Author Joe Duffy
Available at Addgene (Link)
Addgene ID




Map Available



Publication

N/A

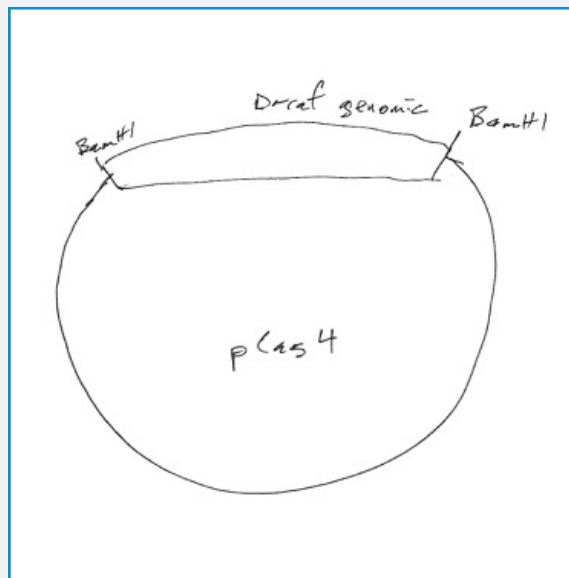
PMID N/A



Comments & Additional Info

Genomic DNA from slit (at 52D)

Plasmid # 085
Plasmid Name D-raf genomic
Insert Name
Size of Insert (kilo-bases)
Vector Name pCaSpeR-4
Size of Vector 7855
Total Size
Antibiotic res. or selection marker in other species
Antibiotic res. in bacteria Ampicillin
Type of cloning
Restriction enzymes used for cloning
Concentration 2.7 ug / ul
Special growth conditions (e.g. E.coli host stain)
Internal/External External
Received From Y. Nishida
Generation Date 11/1/1995
Author Michael Melnick
Available at Addgene (Link)
Addgene ID



Map Available


<http://genepath.med.harvard.edu/~perrimon/plasmidmaps/p085.pdf>



Publication

Nishida et al. Proliferation of both somatic and germ cells is affected in the *Drosophila* mutants of raf proto-oncogene. EMBO J. 1988 Mar;7(3):775-81.

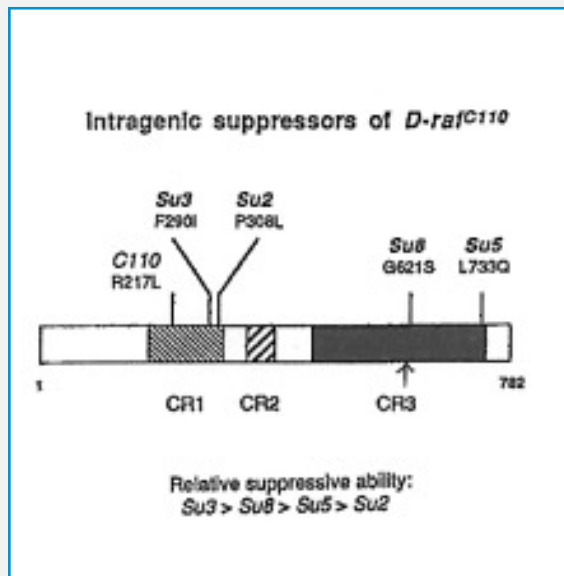
PMID 3135183



Comments & Additional Info

This fragment is the same 4.3 kb genomic rescue BamHI fragment as #79, only in a different vector. The genomic DNA extends approximately 1.1 kb 5' of the putative translation start site, and about 500 bp 3' of the putative translation stop site. The orientation of this fragment within the vector is unknown.

Plasmid # 086
Plasmid Name D-raf R217L
Insert Name
Size of Insert (kilo-bases)
Vector Name pCaSpeR-4
Size of Vector 7855
Total Size
Antibiotic res. or selection marker in other species
Antibiotic res. in bacteria Ampicillin
Type of cloning
Restriction enzymes used for cloning BamHI
Concentration 2.3 ug / ul
Special growth conditions (e.g. E.coli host stain)
Internal/External Internal - NP
Received From Michael Melnick
Generation Date 11/1/1995
Author Michael Melnick
Available at Addgene (Link)
Addgene ID



Map Available

<http://genepath.med.harvard.edu/~perrimon/plasmidmaps/p086.pdf>

Publication

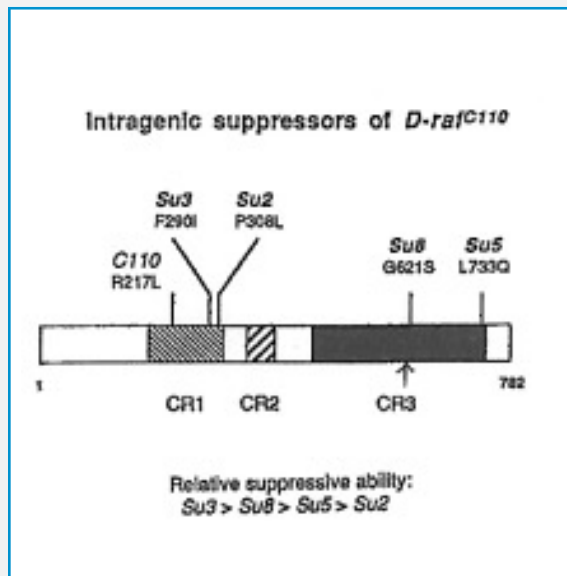
Lu et al. Genetic and molecular analyses of mutations involved in *Drosophila* raf signal transduction. EMBO J. 1994 Jun 1;13(11):2592-9.

PMID 8013459

Comments & Additional Info

The C110 mutation (R217L change in CR1 domain) introduced into the 4.3kb genomic rescue fragment (Nishida et al., 1988). Altered fragment cloned into BamHI site of pCaSpeR4.

Plasmid # 087
Plasmid Name D-raf R217L+F290R
Insert Name
Size of Insert (kilo-bases)
Vector Name pCaSpeR-4
Size of Vector 7855
Total Size
Antibiotic res. or selection marker in other species
Antibiotic res. in bacteria Ampicillin
Type of cloning
Restriction enzymes used for cloning BamHI
Concentration 1.8 ug / ul
Special growth conditions (e.g. E.coli host stain)
Internal/External Internal - NP
Received From Michael Melnick
Generation Date 11/1/1995
Author Michael Melnick
Available at Addgene (Link)
Addgene ID



Map Available

<http://genepath.med.harvard.edu/~perrimon/plasmidmaps/p087.pdf>

Publication

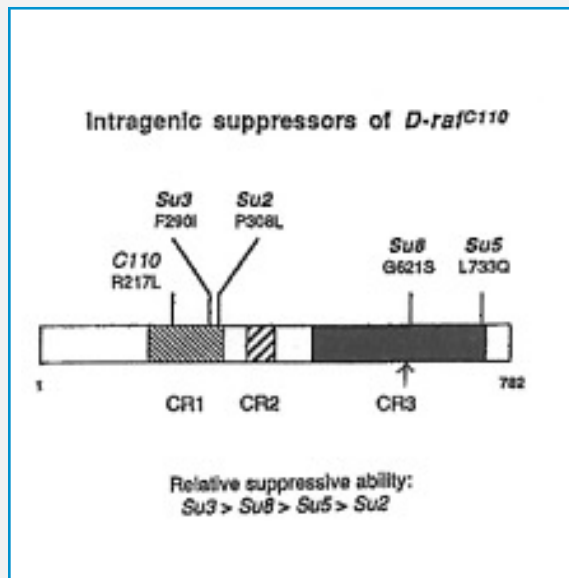
Lu et al. Genetic and molecular analyses of mutations involved in Drosophila raf signal transduction. EMBO J. 1994 Jun 1;13(11):2592-9.

PMID 8013459

Comments & Additional Info

The C110 mutation (R217L change in CR1 domain) and a mutation F290R change introduced into the 4.3kb genomic rescue fragment (Nishida et al., 1988). Altered fragment cloned into BamHI site of pCaSpeR 4.

Plasmid # 088
Plasmid Name D-raf R217L+C295S
Insert Name
Size of Insert (kilo-bases)
Vector Name pCaSpeR-4
Size of Vector 7855
Total Size
Antibiotic res. or selection marker in other species
Antibiotic res. in bacteria Ampicillin
Type of cloning
Restriction enzymes used for cloning BamHI
Concentration 1.1 ug / ul
Special growth conditions (e.g. E.coli host stain)
Internal/External Internal - NP
Received From Michael Melnick
Generation Date 11/1/1995
Author Michael Melnick
Available at Addgene (Link)
Addgene ID



Map Available

<http://genepath.med.harvard.edu/~perrimon/plasmidmaps/p088.pdf>

Publication

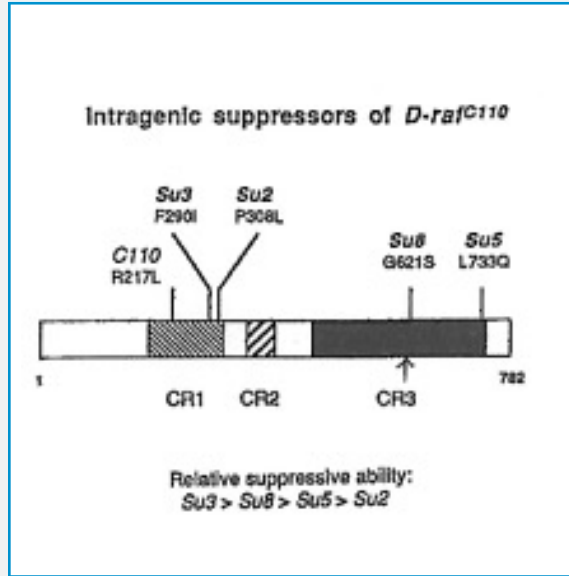
Lu et al. Genetic and molecular analyses of mutations involved in Drosophila raf signal transduction. EMBO J. 1994 Jun 1;13(11):2592-9.

PMID 8013459

Comments & Additional Info

The C110 mutation (R217L change in CR1 domain) and a C25S mutation (also within CR1) introduced into the 4.3kb genomic rescue fragment (Nishida et al., 1988). Altered fragment cloned into BamHI site of pCaSpeR4.

Plasmid # 089
Plasmid Name D-raf R217L+S620A
Insert Name
Size of Insert (kilo-bases)
Vector Name pCaSpeR-4
Size of Vector 7855
Total Size
Antibiotic res. or selection marker in other species
Antibiotic res. in bacteria Ampicillin
Type of cloning
Restriction enzymes used for cloning BamHI
Concentration 1.1 ug / ul
Special growth conditions (e.g. E.coli host stain)
Internal/External Internal - NP
Received From Michael Melnick
Generation Date 11/1/1995
Author Michael Melnick
Available at Addgene (Link)
Addgene ID



Map Available

<http://genepath.med.harvard.edu/~perrimon/plasmidmaps/p089.pdf>

Publication

Lu et al. Genetic and molecular analyses of mutations involved in Drosophila raf signal transduction. EMBO J. 1994 Jun 1;13(11):2592-9.

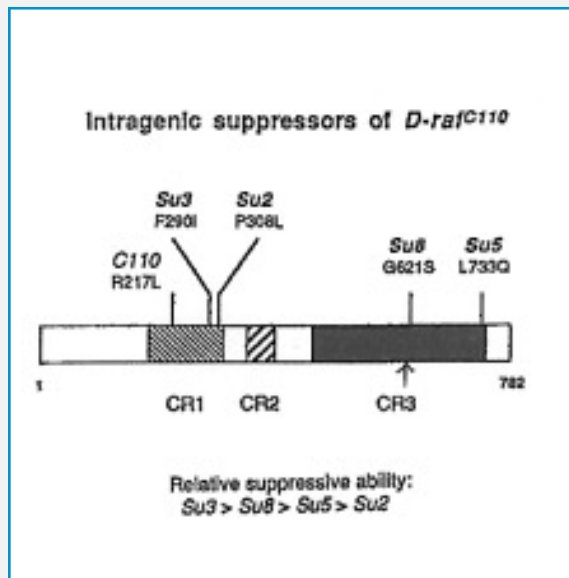
PMID 8013459



Comments & Additional Info

The C110 mutation (R217L change in CR1 domain) and an S620A mutation (within CR3, adjacent to the Su8 change) introduced into the 4.3kb genomic rescue fragment (Nishida et al., 1988). Altered fragment cloned into BamHI site of pCaSpeR4.

Plasmid # 090
Plasmid Name D-raf F290I
Insert Name
Size of Insert (kilo-bases)
Vector Name pCaSpeR-4
Size of Vector 7855
Total Size
Antibiotic res. or selection marker in other species
Antibiotic res. in bacteria Ampicillin
Type of cloning
Restriction enzymes used for cloning BamHI
Concentration 1.0 ug / ul
Special growth conditions (e.g. E.coli host stain)
Internal/External Internal - NP
Received From Michael Melnick
Generation Date 11/1/1995
Author Michael Melnick
Available at Addgene (Link)
Addgene ID



Map Available

<http://genepath.med.harvard.edu/~perrimon/plasmidmaps/p090.pdf>

Publication

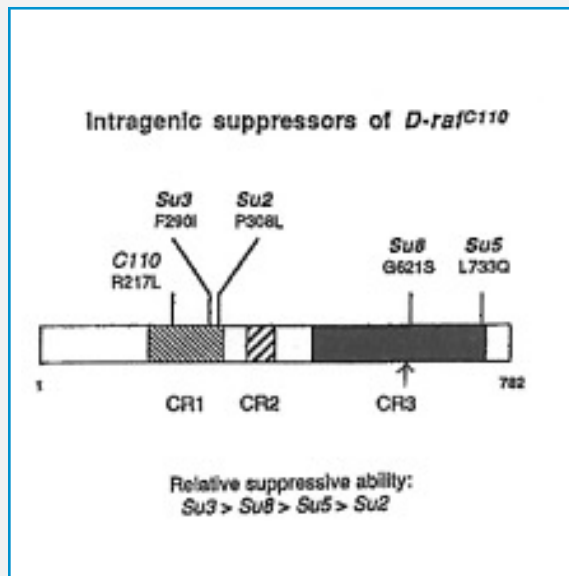
Lu et al. Genetic and molecular analyses of mutations involved in *Drosophila* raf signal transduction. EMBO J. 1994 Jun 1;13(11):2592-9.

PMID 8013459

Comments & Additional Info


The Su3 mutation (F290I change in CR1 domain) introduced into the 4.3kb genomic rescue fragment (Nishida et al., 1988). Altered fragment cloned into BamHI site of pCaSpeR4.

Plasmid # 091
Plasmid Name D-raf F290R
Insert Name
Size of Insert (kilo-bases)
Vector Name pCaSpeR-4
Size of Vector 7855
Total Size
Antibiotic res. or selection marker in other species
Antibiotic res. in bacteria Ampicillin
Type of cloning
Restriction enzymes used for cloning BamHI
Concentration 0.5 ug / ul
Special growth conditions (e.g. E.coli host stain)
Internal/External Internal - NP
Received From Michael Melnick
Generation Date 11/1/1995
Author Michael Melnick
Available at Addgene (Link)
Addgene ID



Map Available

<http://genepath.med.harvard.edu/~perrimon/plasmidmaps/p091.pdf>



Publication

Lu et al. Genetic and molecular analyses of mutations involved in Drosophila raf signal transduction. EMBO J. 1994 Jun 1;13(11):2592-9.

PMID 8013459



Comments & Additional Info

A F290R mutation at the location of the Su3 mutation (within CR1 domain) introduced into the 4.3kb genomic rescue fragment (Nishida et al, 1988). Altered fragment cloned into BamHI site of pCaSpeR4).

Plasmid # 092

Plasmid Name D-raf C295S

Insert Name

Size of Insert (kilo-bases)

Vector Name pCaSpeR-4

Size of Vector 7855

Total Size

Antibiotic res. or selection marker in other species

Antibiotic res. in bacteria Ampicillin

Type of cloning

Restriction enzymes used for cloning BamHI

Concentration 2.5 ug / ul

Special growth conditions (e.g. E.coli host stain)

Internal/External Internal - NP

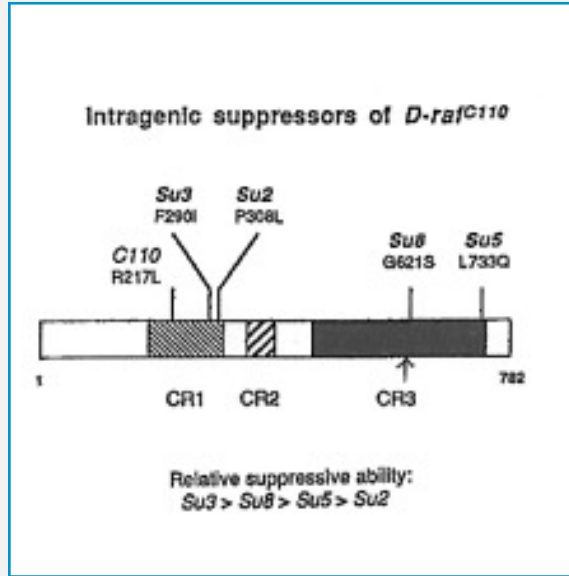
Received From Michael Melnick

Generation Date 11/1/1995

Author Michael Melnick

Available at Addgene (Link)

Addgene ID



Map Available

<http://genepath.med.harvard.edu/~perrimon/plasmidmaps/p092.pdf>

Publication

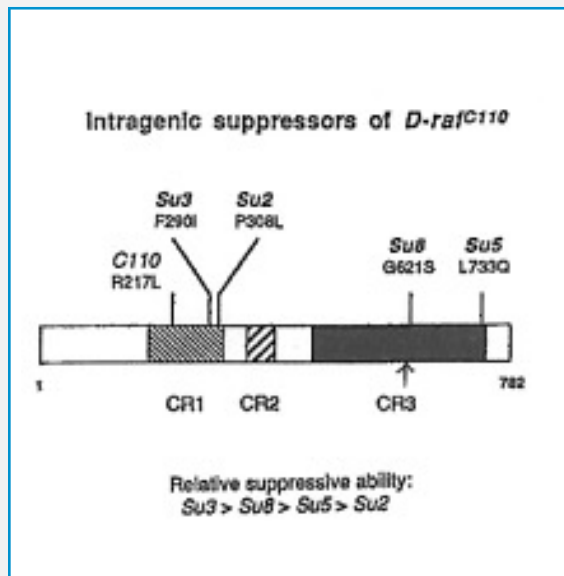
Lu et al. Genetic and molecular analyses of mutations involved in *Drosophila* raf signal transduction. EMBO J. 1994 Jun 1;13(11):2592-9.

PMID 8013459

Comments & Additional Info

A C295S change (within CR1 domain) introduced into the 4.3kb genomic rescue fragment (Nishida et al., 1988). Altered fragment cloned into BamHI site of pCaSpeR4).

Plasmid # 093
Plasmid Name D-raf G621S
Insert Name
Size of Insert (kilo-bases)
Vector Name pCaSpeR-4
Size of Vector 7855
Total Size
Antibiotic res. or selection marker in other species
Antibiotic res. in bacteria Ampicillin
Type of cloning
Restriction enzymes used for cloning BamHI
Concentration 0.7 ug / ul
Special growth conditions (e.g. E.coli host stain)
Internal/External Internal - NP
Received From Michael Melnick
Generation Date 11/1/1995
Author Michael Melnick
Available at Addgene (Link)
Addgene ID



Map Available

<http://genepath.med.harvard.edu/~perrimon/plasmidmaps/p093.pdf>

Publication

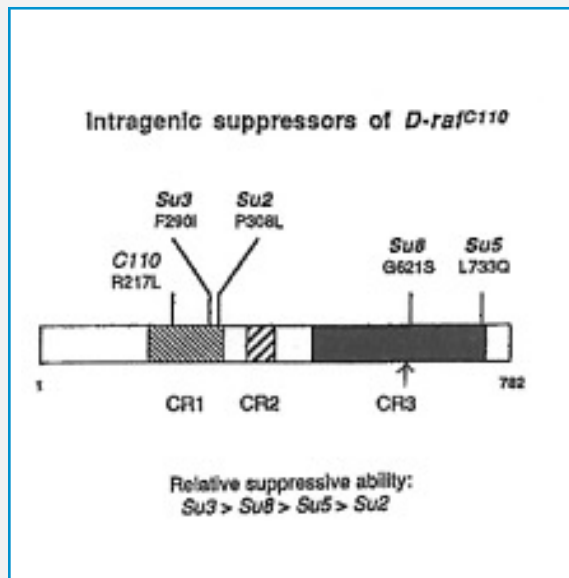
Lu et al. Genetic and molecular analyses of mutations involved in Drosophila raf signal transduction. EMBO J. 1994 Jun 1;13(11):2592-9.

PMID 8013459

Comments & Additional Info

The Su8 mutation (G621S change in CR3 domain) introduced into the 4.3kb genomic rescue fragment (Nishida et al., 1988). Altered fragment cloned into BamHI site of pCaSpeR4.

Plasmid # 094
Plasmid Name D-raf S620A
Insert Name
Size of Insert (kilo-bases)
Vector Name pCaSpeR-4
Size of Vector 7855
Total Size
Antibiotic res. or selection marker in other species
Antibiotic res. in bacteria Ampicillin
Type of cloning
Restriction enzymes used for cloning BamHI
Concentration 1.2 ug / ul
Special growth conditions (e.g. E.coli host stain)
Internal/External Internal - NP
Received From Michael Melnick
Generation Date 11/1/1995
Author Michael Melnick
Available at Addgene (Link)
Addgene ID



Map Available

<http://genepath.med.harvard.edu/~perrimon/plasmidmaps/p094.pdf>

Publication

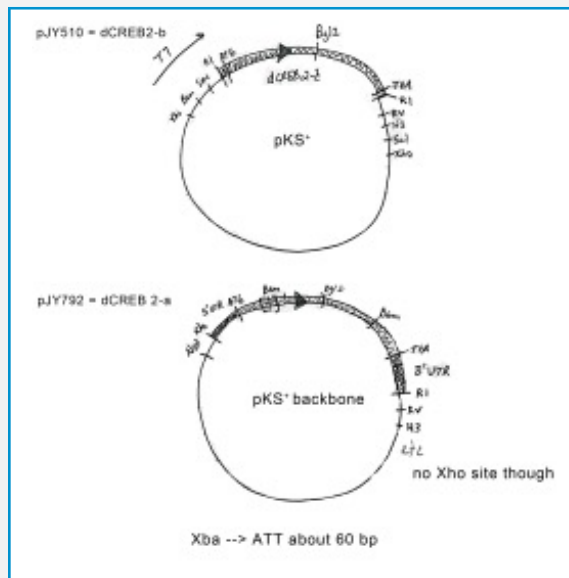
Lu et al. Genetic and molecular analyses of mutations involved in *Drosophila* raf signal transduction. EMBO J. 1994 Jun 1;13(11):2592-9.

PMID 8013459

Comments & Additional Info

A S620A mutation (adjacent to position of the Su8 mutation, within CR3 domain) introduced into the 4.3kb genomic rescue fragment (Nishida et al. 1988). Altered fragment cloned into BamHI site of pCaSpeR4.

Plasmid # 095
Plasmid Name hs-CREB
Insert Name
Size of Insert (kilo-bases)
Vector Name pCaSpeR-HS
Size of Vector 8780
Total Size
Antibiotic res. or selection marker in other species
Antibiotic res. in bacteria Ampicillin
Type of cloning
Restriction enzymes used for cloning EcoRI
Concentration 1.0 ug / ul
Special growth conditions (e.g. E.coli host stain)
Internal/External Internal - NP
Received From Betsy Wilder
Generation Date 8/1/1995
Author Betsy Wilder
Available at Addgene (Link)
Addgene ID




Map Available

<http://genepath.med.harvard.edu/~perrimon/plasmidmaps/p095.pdf>

Publication

Yin et al. A Drosophila CREB/CREM homolog encodes multiple isoforms, including a cyclic AMP-dependent protein kinase-responsive transcriptional activator and antagonist. *Mol Cell Biol.* 1995 Sep;15(9):5123-30.

PMID 7651429



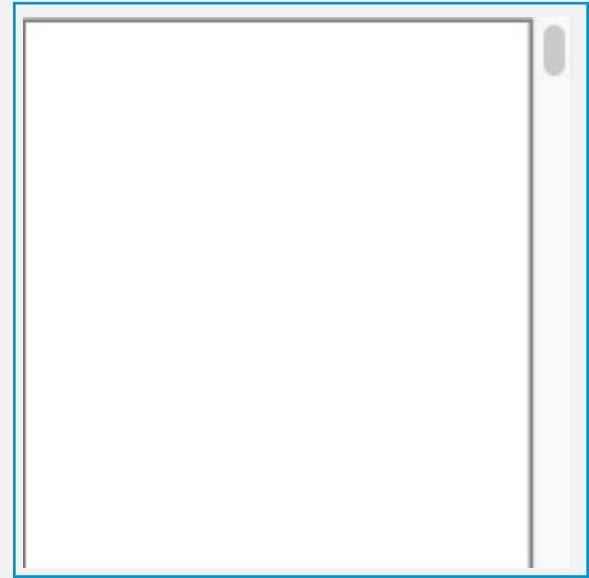
Comments & Additional Info

The CREB open reading frame with EcoRI ends added by PCR

Plasmid # 096
Plasmid Name pSP73-porcXR
Insert Name
Size of Insert (kilo-bases)
Vector Name pSP73
Size of Vector
Total Size
Antibiotic res. or selection marker in other species
Antibiotic res. in bacteria Ampicillin
Type of cloning
Restriction enzymes used for cloning XbaI/EcoRI
Concentration 0.2 ug / ul
Special growth conditions (e.g. E.coli host stain)
Internal/External Internal - NP
Received From Betsy Wilder
Generation Date 8/1/1995
Author Betsy Wilder
Available at Addgene (Link)
Addgene ID



Map Available



Publication

Yin et al. A Drosophila CREB/CREM homolog encodes multiple isoforms, including a cyclic AMP-dependent protein kinase-responsive transcriptional activator and antagonist. Mol Cell Biol. 1995 Sep;15(9):5123-30.

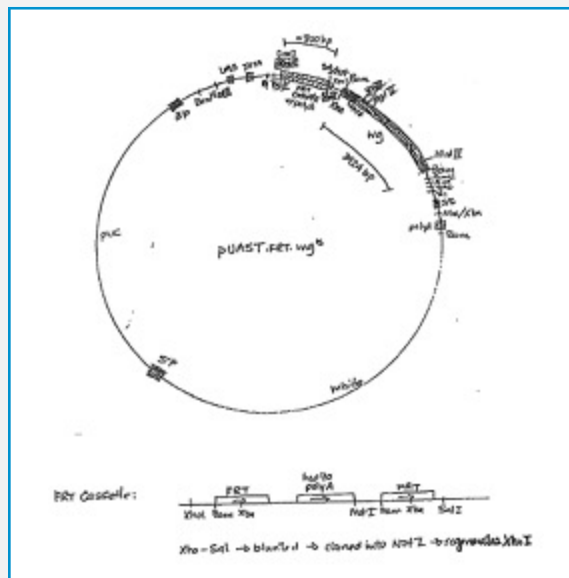
PMID 7651429



Comments & Additional Info

Approximately 7.5kb XbaI/EcoRI fragment of MA51 subcloned into pSP73. Fragment contains entire CREB genomic region (Duyen Dang sequenced this fragment)

Plasmid # 097
Plasmid Name UAS-XFTS-wgTS
Insert Name
Size of Insert (kilo-bases)
Vector Name pUAST
Size of Vector 8904
Total Size
Antibiotic res. or selection marker in other species
Antibiotic res. in bacteria Ampicillin
Type of cloning
Restriction enzymes used for cloning
Concentration 1.0 ug / ul
Special growth conditions (e.g. E.coli host stain)
Internal/External Internal - NP
Received From Betsy Wilder
Generation Date 8/1/1995
Author Betsy Wilder
Available at Addgene (Link)
Addgene ID



Map Available

<http://genepath.med.harvard.edu/~perrimon/plasmidmaps/p097.pdf>

Publication

Wilder et al. Dual functions of wingless in the Drosophila leg imaginal disc. *Development*. 1995 Feb;121(2):477-88.

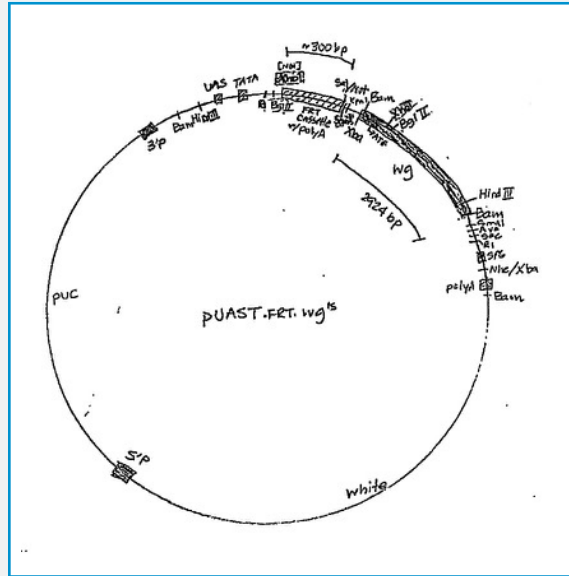
PMID 7768188

No Additional Documents Available

Comments & Additional Info

Construct contains the FRT cassette (R.Holmgren) and a mutation wingless (C104S) which renders the protein inactive at 16C

Plasmid # 098
Plasmid Name UAS-wgTS
Insert Name
Size of Insert (kilo-bases)
Vector Name pUAST
Size of Vector 8904
Total Size
Antibiotic res. or selection marker in other species
Antibiotic res. in bacteria Ampicillin
Type of cloning
Restriction enzymes used for cloning
Concentration 1.0 ug / ul
Special growth conditions (e.g. E.coli host stain)
Internal/External Internal - NP
Received From Betsy Wilder
Generation Date 8/1/1995
Author Betsy Wilder
Available at Addgene (Link)
Addgene ID



Map Available


<http://genepath.med.harvard.edu/~perrimon/plasmidmaps/p098.pdf>



Publication

Wilder et al. Dual functions of wingless in the Drosophila leg imaginal disc. Development. 1995 Feb;121(2):477-88.

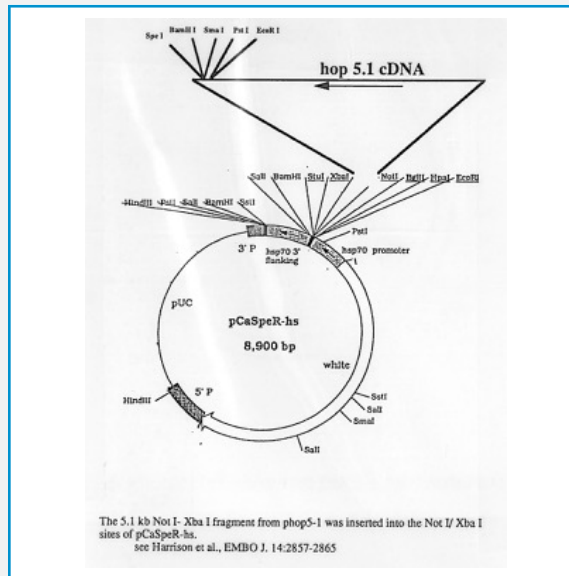
PMID 7768188



Comments & Additional Info

A mutation in wingless (C104S) which renders the protein inactive at 16C (same as #97, only without the FRT cassette).

Plasmid #	099
Plasmid Name	pCaShs-hop
Insert Name	
Size of Insert (kilo-bases)	5.1
Vector Name	pCaSpeR-HS
Size of Vector	8780
Total Size	
Antibiotic res. or selection marker in other species	
Antibiotic res. in bacteria	Ampicillin
Type of cloning	
Restriction enzymes used for cloning	NotI/XbaI
Concentration	1.9 mg / ml
Special growth conditions (e.g. E.coli host stain)	
Internal/External	Internal - NP
Received From	Doug Harrison
Generation Date	11/1/1995
Author	Doug Harrison
Available at Addgene (Link)	
Addgene ID	37299



Map Available

<http://genepath.med.harvard.edu/~perrimon/plasmidmaps/p099.pdf>

Publication

Harrison et al. Activation of a Drosophila Janus kinase (JAK) causes hematopoietic neoplasia and developmental defects. EMBO J. 1995 Jun 15;14(12):2857-65.

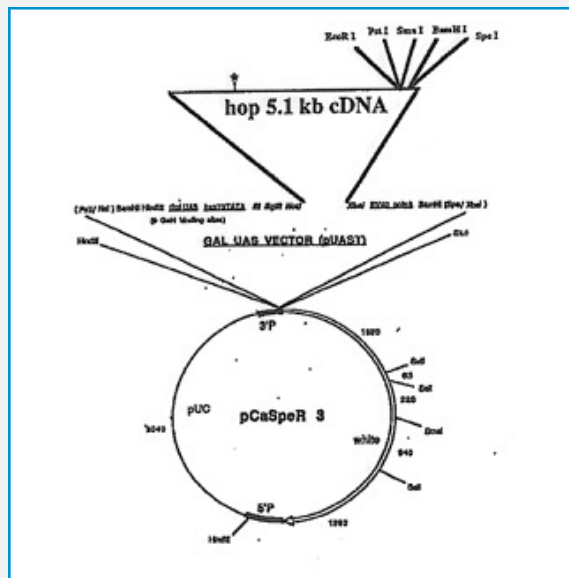
PMID 7796812

No Additional Documents
Available

Comments & Additional Info

5.1kb NotI/XbaI fragment from hop 5-1

Plasmid #	100
Plasmid Name	pUAS-hop
Insert Name	
Size of Insert (kilo-bases)	5.1
Vector Name	pUAST
Size of Vector	8904
Total Size	
Antibiotic res. or selection marker in other species	
Antibiotic res. in bacteria	Ampicillin
Type of cloning	
Restriction enzymes used for cloning	NotI/XbaI
Concentration	1.6 mg / ml
Special growth conditions (e.g. E.coli host stain)	
Internal/External	Internal - NP
Received From	Doug Harrison
Generation Date	11/1/1995
Author	Doug Harrison
Available at Addgene (Link)	
Addgene ID	37301



Map Available


<http://genepath.med.harvard.edu/~perrimon/plasmidmaps/p100.pdf>



Publication

Harrison et al. Activation of a Drosophila Janus kinase (JAK) causes hematopoietic neoplasia and developmental defects. EMBO J. 1995 Jun 15;14 (12):2857-65.

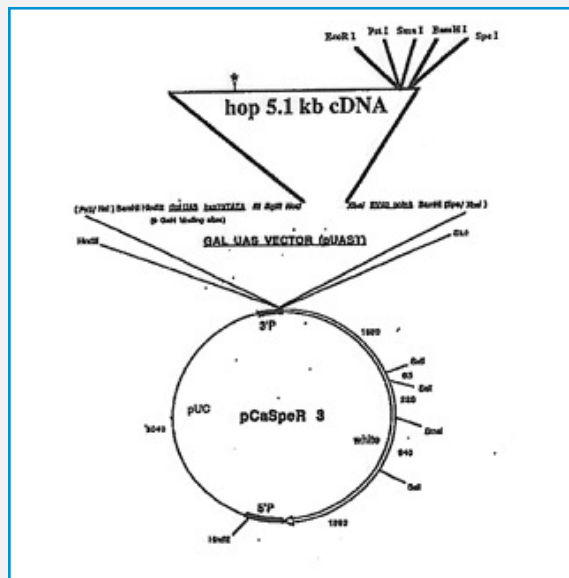
PMID 7796812



Comments & Additional Info

5.1kb NotI/XbaI fragment from hop 5-1

Plasmid #	101
Plasmid Name	pCaShs-Tum
Insert Name	
Size of Insert (kilo-bases)	
Vector Name	pCaSpeR-HS
Size of Vector	8780
Total Size	
Antibiotic res. or selection marker in other species	
Antibiotic res. in bacteria	Ampicillin
Type of cloning	
Restriction enzymes used for cloning	NotI/XbaI
Concentration	2.1 mg / ml
Special growth conditions (e.g. E.coli host stain)	
Internal/External	Internal - NP
Received From	Doug Harrison
Generation Date	11/1/1995
Author	Doug Harrison
Available at Addgene (Link)	
Addgene ID	37303



Map Available


<http://genepath.med.harvard.edu/~perrimon/plasmidmaps/p101.pdf>



Publication

Harrison et al. Activation of a Drosophila Janus kinase (JAK) causes hematopoietic neoplasia and developmental defects. EMBO J. 1995 Jun 15;14(12):2857-65.

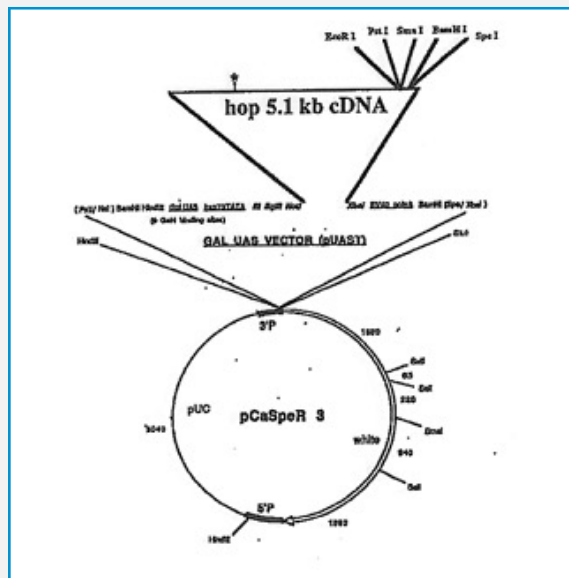
PMID 7796812



Comments & Additional Info

A 0.2kb SacII/BstEII PCR fragment containing the Tum1 mutation was substituted for the wild type fragment in pCaShs-hop. pCaShs-hop is a 5.1kb NotI?XbaI fragment from hop 5-1.

Plasmid #	102
Plasmid Name	pUAS-Tum
Insert Name	
Size of Insert (kilo-bases)	
Vector Name	pUAST
Size of Vector	8904
Total Size	
Antibiotic res. or selection marker in other species	
Antibiotic res. in bacteria	Ampicillin
Type of cloning	
Restriction enzymes used for cloning	NotI/XbaI
Concentration	1.1 mg / ml
Special growth conditions (e.g. E.coli host stain)	
Internal/External	Internal - NP
Received From	Doug Harrison
Generation Date	11/1/1995
Author	Doug Harrison
Available at Addgene (Link)	
Addgene ID	37304



Map Available


<http://genepath.med.harvard.edu/~perrimon/plasmidmaps/p102.pdf>



Publication

Harrison et al. Activation of a Drosophila Janus kinase (JAK) causes hematopoietic neoplasia and developmental defects. EMBO J. 1995 Jun 15;14(12):2857-65.

PMID 7796812



Comments & Additional Info

A 0.2kb SacII/BstEII PCR fragment containing the Tum1 mutation was substituted for the wild type fragment in pCaShs-hop (pCaShs-hop is a 5.1kb NotI/XbaI fragment from hop 5-1). This altered 5.1kb NotI/XbaI fragment was then inserted into pUAST.

Plasmid # 103

Plasmid Name arm E9

Insert Name

Size of Insert (kilo-bases)

Vector Name ?

Size of Vector

Total Size

Antibiotic res. or selection marker in other species

Antibiotic res. in bacteria

Type of cloning

Restriction enzymes used for cloning ?

Concentration 0.97 ug / ul

Special growth conditions (e.g. E.coli host stain)

Internal/External External

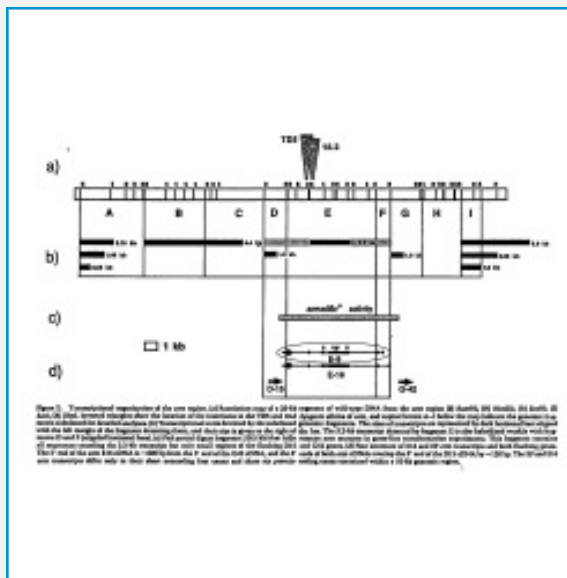
Received From R. Riggleman

Generation Date 8/1/1995

Author Ken Yoffe

Available at Addgene (Link)

Addgene ID



Map Available



Publication

Riggleman et al. Molecular analysis of the armadillo locus: uniformly distributed transcripts and a protein with novel internal repeats are associated with a Drosophila segment polarity gene. Genes Dev. 1989 Jan;3(1):96-113.

PMID 2707602



Comments & Additional Info

cDNA for one of two arm transcripts (E9 and E16). The two transcripts differ only in their short, non-coding first exons. They share six protein coding exons contained within a 10 kb genomic region.

Plasmid # 104

Plasmid Name arm-2

Insert Name

Size of Insert (kilo-bases)

Vector Name ?

Size of Vector

Total Size

Antibiotic res. or selection marker in other species

Antibiotic res. in bacteria

Type of cloning

Restriction enzymes used for cloning ?

Concentration 0.96 ug / ul

Special growth conditions (e.g. E.coli host stain)

Internal/External External

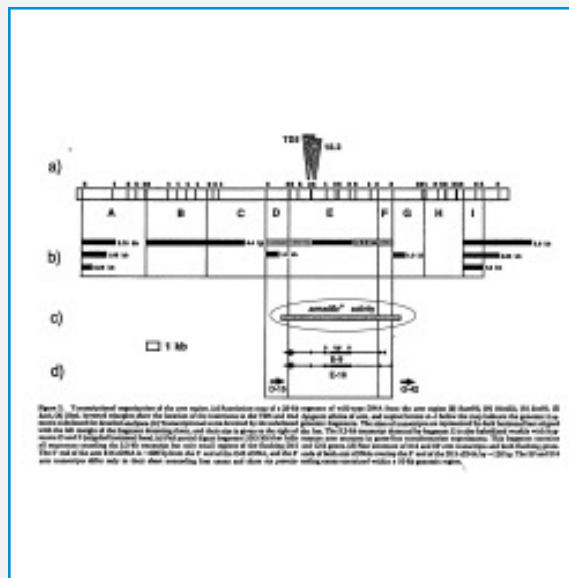
Received From R. Riggleman

Generation Date 8/1/1995

Author Ken Yoffe

Available at Addgene (Link)

Addgene ID



Map Available



Publication

Riggleman et al. Molecular analysis of the armadillo locus: uniformly distributed transcripts and a protein with novel internal repeats are associated with a Drosophila segment polarity gene. *Genes Dev.* 1989 Jan;3(1):96-113.

PMID 2707602

No Additional Documents Available

Comments & Additional Info

arm genomic rescue fragment. Pst I (partial) fragment containing both arm 3.2 kb transcripts, but very little of the flanking genes (D15 and G42).

Plasmid # 105

Plasmid Name arm G42

Insert Name

Size of Insert (kilo-bases)

Vector Name pBS+

Size of Vector

Total Size

Antibiotic res. or selection marker in other species

Antibiotic res. in bacteria

Type of cloning

Restriction enzymes used for cloning ?

Concentration 0.63 ug / ul

Special growth conditions (e.g. E.coli host stain)

Internal/External External

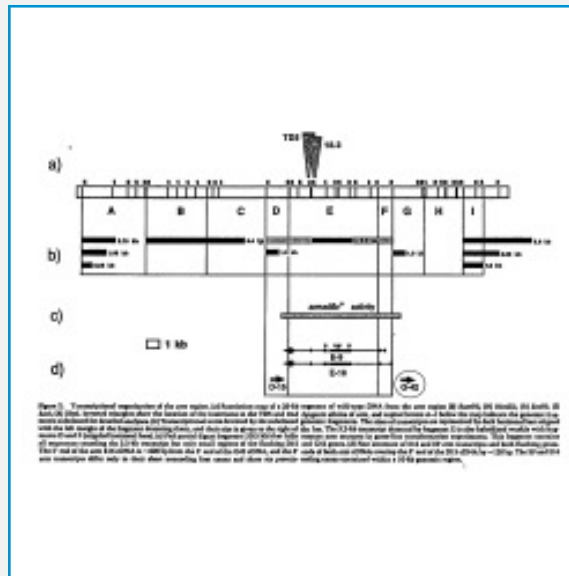
Received From R. Riggleman

Generation Date 8/1/1995

Author Ken Yoffe

Available at Addgene (Link)

Addgene ID



Map Available



Publication

Riggleman et al. Molecular analysis of the armadillo locus: uniformly distributed transcripts and a protein with novel internal repeats are associated with a Drosophila segment polarity gene. *Genes Dev.* 1989 Jan;3(1):96-113.

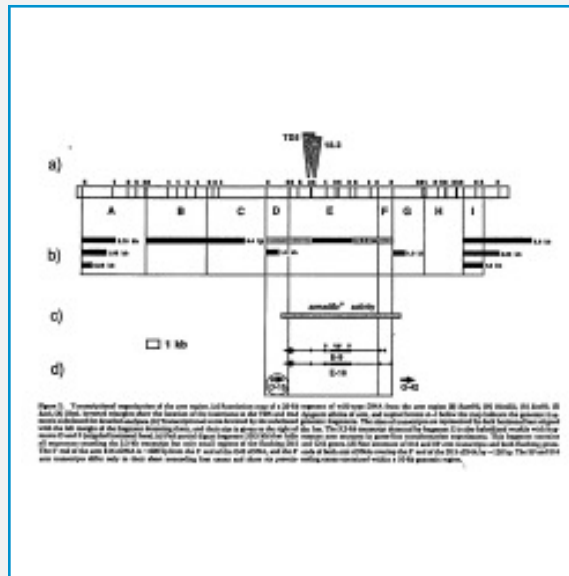
PMID 2707602

No Additional Documents Available

Comments & Additional Info

cDNA of ribosomal protein which lies ~600 bp from the 5' end of arm.

Plasmid # 106
Plasmid Name arm D15 (genomic region)
Insert Name
Size of Insert (kilo-bases)
Vector Name pBS+
Size of Vector 3000
Total Size
Antibiotic res. or selection marker in other species
Antibiotic res. in bacteria Ampicillin
Type of cloning
Restriction enzymes used for cloning ?
Concentration 0.34 ug / ul
Special growth conditions (e.g. E.coli host stain)
Internal/External External
Received From R. Riggleman
Generation Date 8/1/1995
Author Ken Yoffe
Available at Addgene (Link)
Addgene ID



Map Available



Publication

Riggleman et al. Molecular analysis of the armadillo locus: uniformly distributed transcripts and a protein with novel internal repeats are associated with a Drosophila segment polarity gene. *Genes Dev.* 1989 Jan;3(1):96-113.

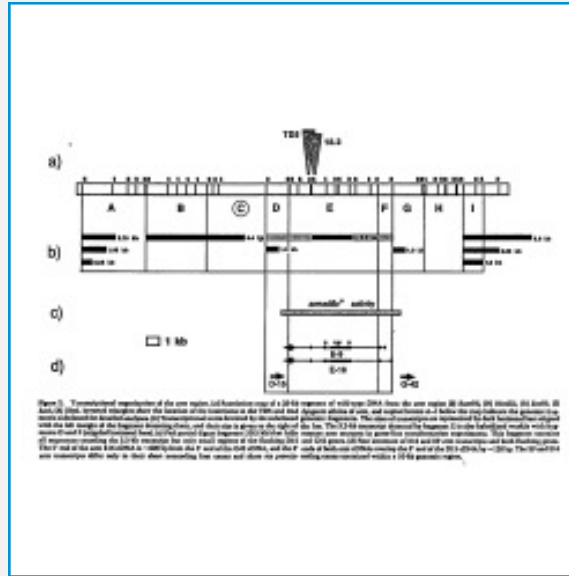
PMID 2707602



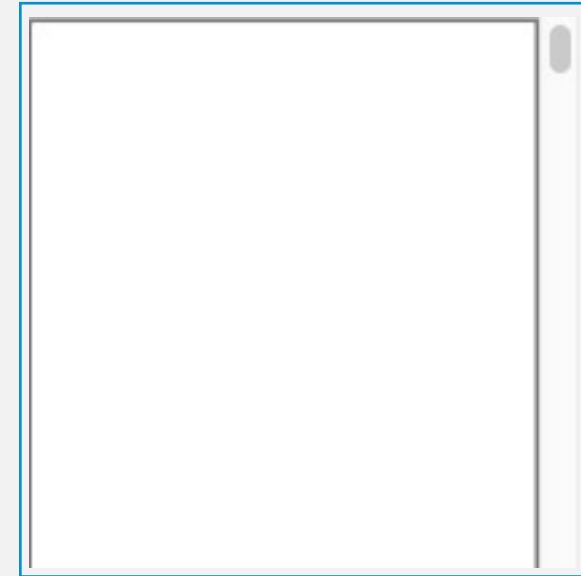
Comments & Additional Info

cDNA of gene which lies at the 3' end of arm. The 3' end of D15 overlaps with the 3' end of arm by about 120 bp.

Plasmid # 107
Plasmid Name arm BS(+)
C (genomic region)
Insert Name
Size of Insert (kilo-bases)
Vector Name pBS+
Size of Vector 3000
Total Size
Antibiotic res. or selection marker in other species
Antibiotic res. in bacteria Ampicillin
Type of cloning
Restriction enzymes used for cloning Bam HI
Concentration 0.2 ug / ul
Special growth conditions (e.g. E.coli host stain)
Internal/External External
Received From R. Riggleman
Generation Date 8/1/1995
Author Ken Yoffe
Available at Addgene (Link)
Addgene ID



Map Available



Publication

Riggleman et al. Molecular analysis of the armadillo locus: uniformly distributed transcripts and a protein with novel internal repeats are associated with a Drosophila segment polarity gene. *Genes Dev.* 1989 Jan;3(1):96-113.

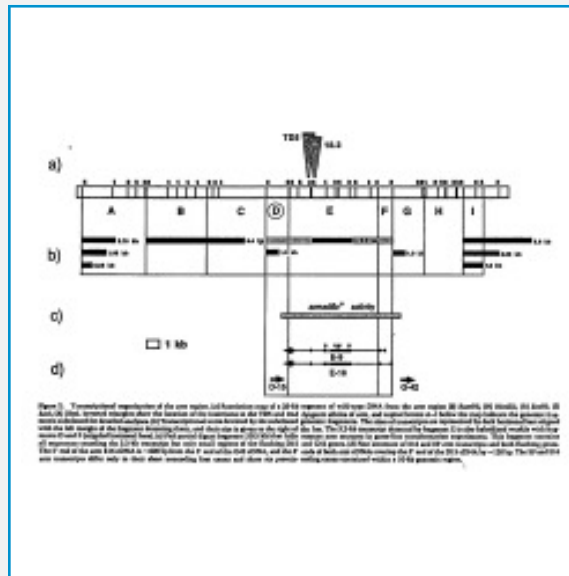
PMID 2707602

No Additional Documents Available

Comments & Additional Info

Genomic Bam HI subclone which lies at the 3' end of arm, but does not overlap with the arm genomic rescue fragment. Also does not contain D15 gene.

Plasmid # 108
Plasmid Name arm BS(+)_D (genomic region)
Insert Name
Size of Insert (kilo-bases)
Vector Name pBS+
Size of Vector 3000
Total Size
Antibiotic res. or selection marker in other species
Antibiotic res. in bacteria Ampicillin
Type of cloning
Restriction enzymes used for cloning Bam HI
Concentration 0.5 ug / ul
Special growth conditions (e.g. E.coli host stain)
Internal/External External
Received From R. Riggleman
Generation Date 8/1/1995
Author Ken Yoffe
Available at Addgene (Link)
Addgene ID



Map Available



Publication

Riggleman et al. Molecular analysis of the armadillo locus: uniformly distributed transcripts and a protein with novel internal repeats are associated with a Drosophila segment polarity gene. *Genes Dev.* 1989 Jan;3(1):96-113.

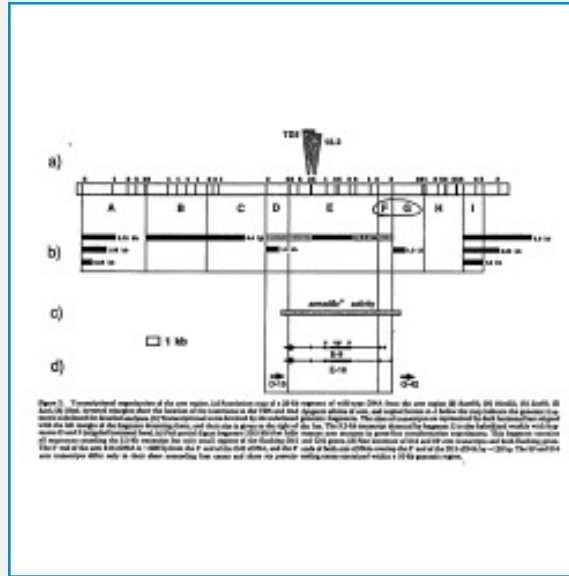
PMID 2707602

No Additional Documents Available

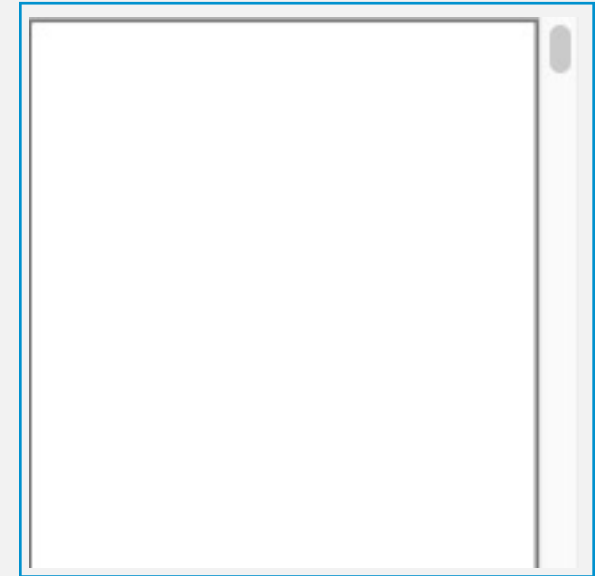
Comments & Additional Info

Genomic Bam HI subclone which lies at the 3' end of arm, and overlaps with the 3' end of the arm genomic rescue fragment and the D15 gene.

Plasmid # 109
Plasmid Name arm BS(+)/F/G (genomic region)
Insert Name
Size of Insert (kilo-bases)
Vector Name pBS+
Size of Vector 3000
Total Size
Antibiotic res. or selection marker in other species
Antibiotic res. in bacteria Ampicillin
Type of cloning
Restriction enzymes used for cloning Bam HI
Concentration 1.0 ug / ul
Special growth conditions (e.g. E.coli host stain)
Internal/External External
Received From R. Riggelman
Generation Date 8/1/1995
Author Ken Yoffe
Available at Addgene (Link)
Addgene ID



Map Available



Publication

Riggelman et al. Molecular analysis of the armadillo locus: uniformly distributed transcripts and a protein with novel internal repeats are associated with a Drosophila segment polarity gene. *Genes Dev.* 1989 Jan;3(1):96-113.

PMID 2707602

No Additional Documents
 Available

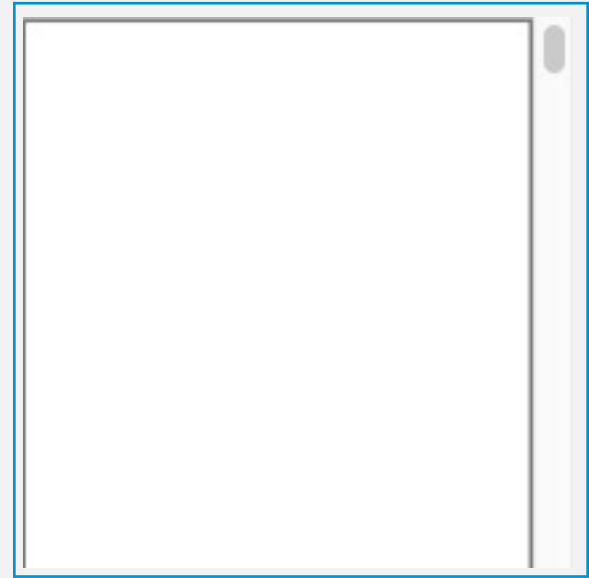
Comments & Additional Info

Genomic Bam HI subclone which lies at the 5' end of arm, and overlaps with the 5' end of the arm genomic rescue fragment and the G42 gene.

Plasmid # 110
Plasmid Name arm 28-2 (genomic region)
Insert Name
Size of Insert (kilo-bases)
Vector Name ?
Size of Vector
Total Size
Antibiotic res. or selection marker in other species
Antibiotic res. in bacteria
Type of cloning
Restriction enzymes used for cloning ?
Concentration 0.15 ug / ul
Special growth conditions (e.g. E.coli host stain)
Internal/External External
Received From R. Riggleman
Generation Date 8/1/1995
Author Ken Yoffe
Available at Addgene (Link)
Addgene ID




Map Available



Publication

Riggleman et al. Molecular analysis of the armadillo locus: uniformly distributed transcripts and a protein with novel internal repeats are associated with a Drosophila segment polarity gene. *Genes Dev.* 1989 Jan;3(1):96-113.

PMID 2707602



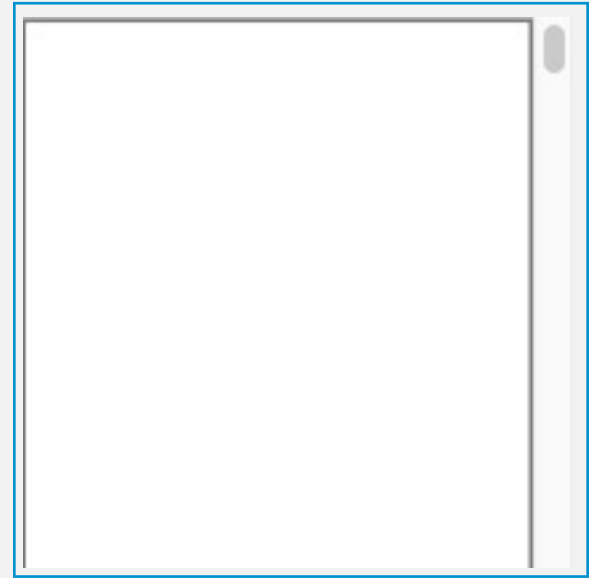
Comments & Additional Info

Phage lambda clone from Riggleman's armadillo walk.

Plasmid # 111
Plasmid Name arm 28-3 (genomic region)
Insert Name
Size of Insert (kilo-bases)
Vector Name ?
Size of Vector
Total Size
Antibiotic res. or selection marker in other species
Antibiotic res. in bacteria
Type of cloning
Restriction enzymes used for cloning ?
Concentration 0.5 ug / ul
Special growth conditions (e.g. E.coli host stain)
Internal/External External
Received From R. Riggleman
Generation Date 8/1/1995
Author Ken Yoffe
Available at Addgene (Link)
Addgene ID




Map Available



Publication

Riggleman et al. Molecular analysis of the armadillo locus: uniformly distributed transcripts and a protein with novel internal repeats are associated with a Drosophila segment polarity gene. *Genes Dev.* 1989 Jan;3(1):96-113.

PMID 2707602



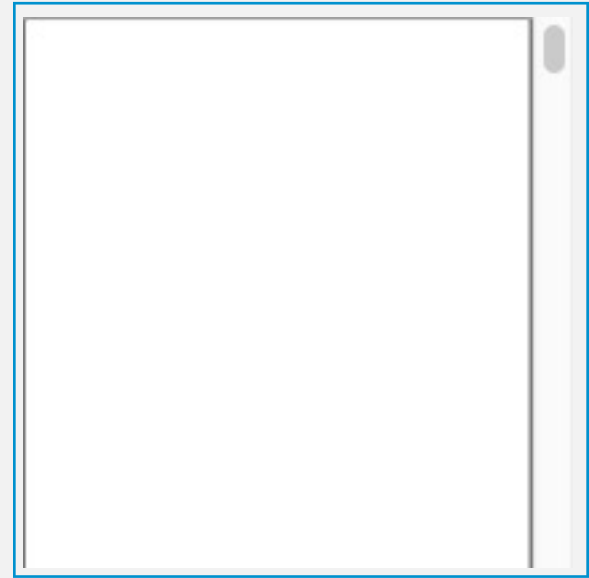
Comments & Additional Info

Phage lambda clone from Riggleman's armadillo walk.

Plasmid # 112
Plasmid Name arm 28-6 (genomic region)
Insert Name
Size of Insert (kilo-bases)
Vector Name ?
Size of Vector
Total Size
Antibiotic res. or selection marker in other species
Antibiotic res. in bacteria
Type of cloning
Restriction enzymes used for cloning ?
Concentration 0.5 ug / ul
Special growth conditions (e.g. E.coli host stain)
Internal/External External
Received From R. Riggleman
Generation Date 8/1/1995
Author Ken Yoffe
Available at Addgene (Link)
Addgene ID




Map Available



Publication

Riggleman et al. Molecular analysis of the armadillo locus: uniformly distributed transcripts and a protein with novel internal repeats are associated with a Drosophila segment polarity gene. *Genes Dev.* 1989 Jan;3(1):96-113.

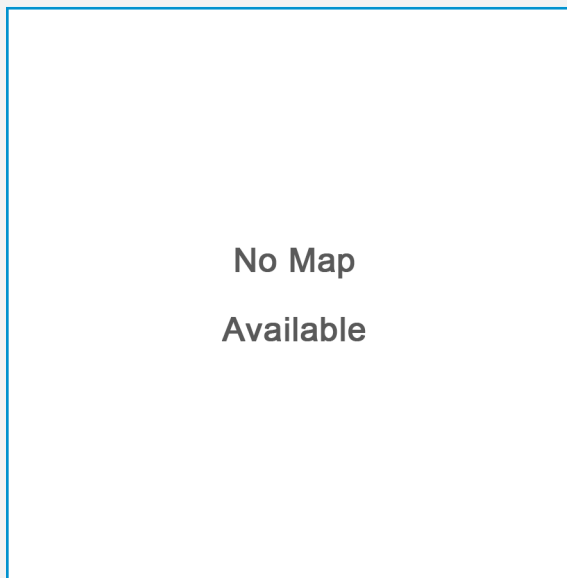
PMID 2707602



Comments & Additional Info

Phage lambda clone from Riggleman's armadillo walk.

Plasmid # 113
Plasmid Name arm 28-7 (genomic region)
Insert Name
Size of Insert (kilo-bases)
Vector Name ?
Size of Vector
Total Size
Antibiotic res. or selection marker in other species
Antibiotic res. in bacteria
Type of cloning
Restriction enzymes used for cloning ?
Concentration 0.15 ug / ul
Special growth conditions (e.g. E.coli host stain)
Internal/External External
Received From R. Riggleman
Generation Date 8/1/1995
Author Ken Yoffe
Available at Addgene (Link)
Addgene ID



Map Available



Publication

Riggleman et al. Molecular analysis of the armadillo locus: uniformly distributed transcripts and a protein with novel internal repeats are associated with a Drosophila segment polarity gene. *Genes Dev.* 1989 Jan;3(1):96-113.

PMID 2707602



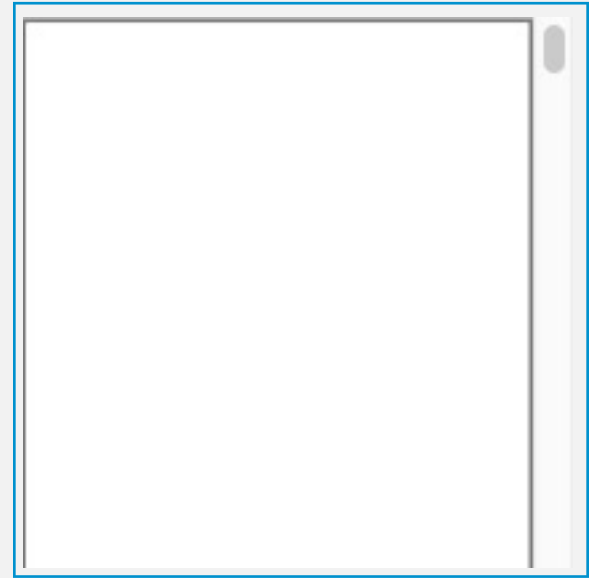
Comments & Additional Info

Phage lambda clone from Riggleman's armadillo walk.

Plasmid # 114
Plasmid Name arm 28-8 (genomic region)
Insert Name
Size of Insert (kilo-bases)
Vector Name ?
Size of Vector
Total Size
Antibiotic res. or selection marker in other species
Antibiotic res. in bacteria
Type of cloning
Restriction enzymes used for cloning ?
Concentration 0.15 ug / ul
Special growth conditions (e.g. E.coli host stain)
Internal/External External
Received From R. Riggleman
Generation Date 8/1/1995
Author Ken Yoffe
Available at Addgene (Link)
Addgene ID




Map Available



Publication

Riggleman et al. Molecular analysis of the armadillo locus: uniformly distributed transcripts and a protein with novel internal repeats are associated with a Drosophila segment polarity gene. *Genes Dev.* 1989 Jan;3(1):96-113.

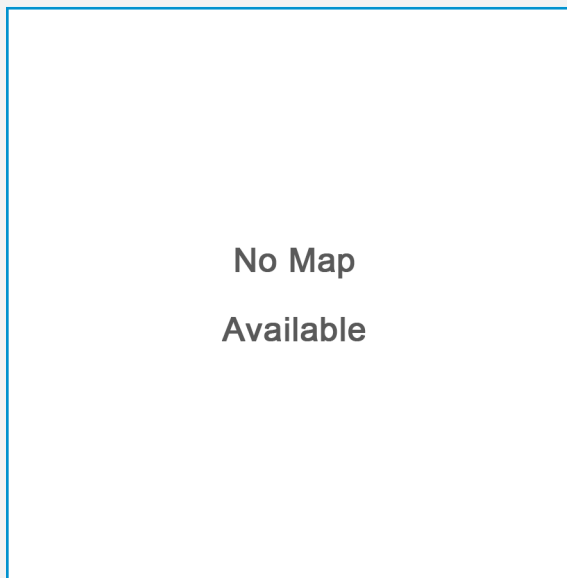
PMID 2707602



Comments & Additional Info

Phage lambda clone from Riggleman's armadillo walk.

Plasmid # 115
Plasmid Name raz ZPO8
Insert Name
Size of Insert (kilo-bases)
Vector Name pBSK
Size of Vector 3000
Total Size
Antibiotic res. or selection marker in other species
Antibiotic res. in bacteria Ampicillin
Type of cloning
Restriction enzymes used for cloning XhoI/RI
Concentration
Special growth conditions (e.g. E.coli host stain)
Internal/External Internal - NP
Received From Zev Paroush
Generation Date 8/1/1995
Author Ken Yoffe
Available at Addgene (Link)
Addgene ID



Map Available



Publication

N/A

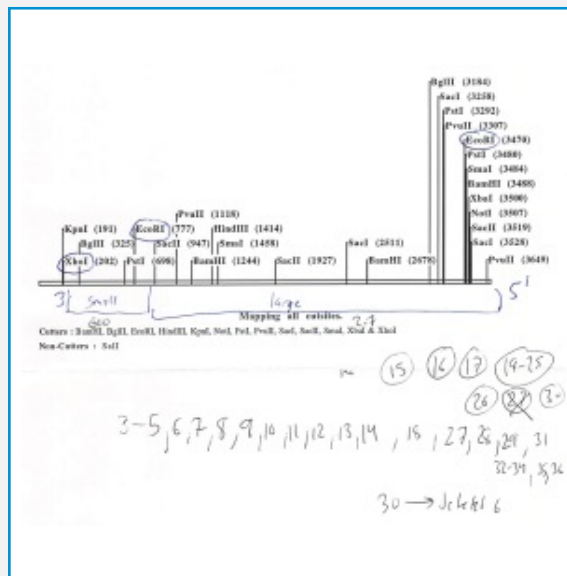
PMID N/A



Comments & Additional Info

Xho site is at 3'end

Plasmid # 116
Plasmid Name raz ZPO8/E1X
Insert Name
Size of Insert (kilo-bases)
Vector Name N/A
Size of Vector
Total Size
Antibiotic res. or selection marker in other species
Antibiotic res. in bacteria
Type of cloning
Restriction enzymes used for cloning
Concentration
Special growth conditions (e.g. E.coli host stain)
Internal/External Internal - NP
Received From Zev Paroush
Generation Date 8/1/1995
Author Ken Yoffe
Available at Addgene (Link)
Addgene ID



Map Available

No Publication PDF Available

Publication

N/A

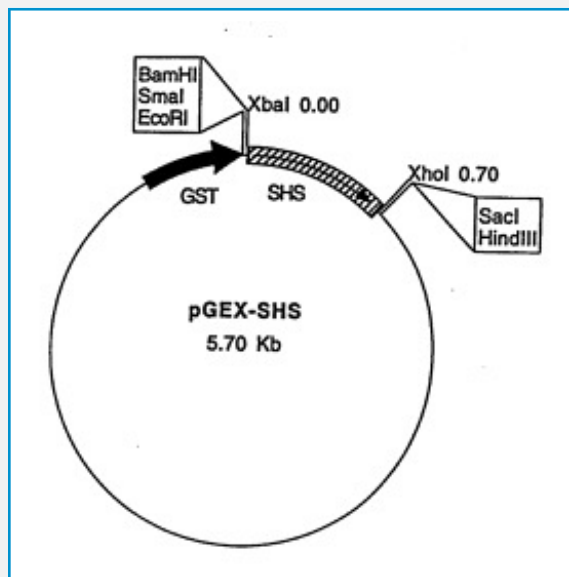
PMID N/A

No Additional Documents Available

Comments & Additional Info

3.3 kb fragment of clone from Zev Paroush's hairy interacting genes screen.

Plasmid # 117
Plasmid Name GAP SHS (p120)
Insert Name
Size of Insert (kilo-bases)
Vector Name pGEX-KG
Size of Vector 5006
Total Size
Antibiotic res. or selection marker in other species
Antibiotic res. in bacteria
Type of cloning
Restriction enzymes used for cloning XbaI/XhoI
Concentration 0.5 ug / ul
Special growth conditions (e.g. E.coli host stain)
Internal/External External
Received From Pascale Feldman
Generation Date 2/1/1996
Author Vaughn Cleghorn
Available at Addgene (Link)
Addgene ID




Map Available



Publication

Cleghon et al. Drosophila terminal structure development is regulated by the compensatory activities of positive and negative phosphotyrosine signaling sites on the Torso RTK. *Genes Dev.* 1996 Mar 1;10(5):566-77.

PMID 8598287

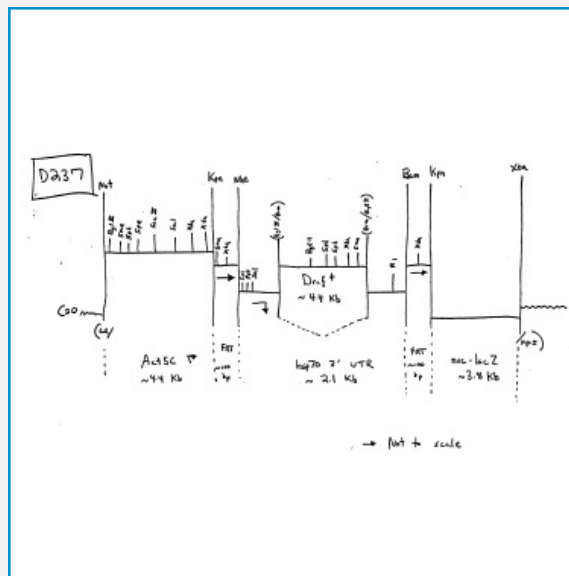


No Additional Documents
Available

Comments & Additional Info

XbaI and XhoI sites were introduced into a 700 bp PCR fragment from the N-terminus of the Drosophila p120 GAP. This fragment contains the SH2-SH3-SH2 domains, collectively referred to as SHS.

Plasmid # 118
Plasmid Name D237 actin5c-nuclear lacZ
Insert Name
Size of Insert (kilo-bases)
Vector Name pC20NX
Size of Vector
Total Size
Antibiotic res. or selection marker in other species
Antibiotic res. in bacteria
Type of cloning
Restriction enzymes used for cloning NotI/XbaI
Concentration 0.01 ug / ul
Special growth conditions (e.g. E.coli host stain)
Internal/External External
Received From Gary Struhl
Generation Date 2/1/1996
Author Tatsu Kadowaki
Available at Addgene (Link)
Addgene ID




Map Available



Publication

Struhl & Basler. Organizing activity of wingless protein in Drosophila. Cell. 1993 Feb 26;72(4):527-40.

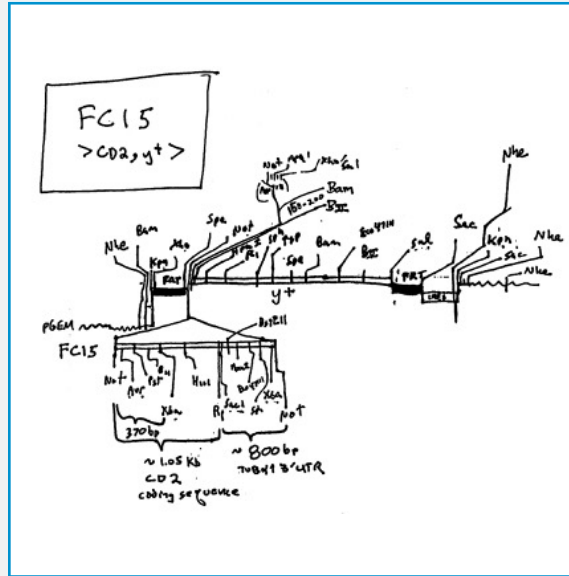
PMID 8440019



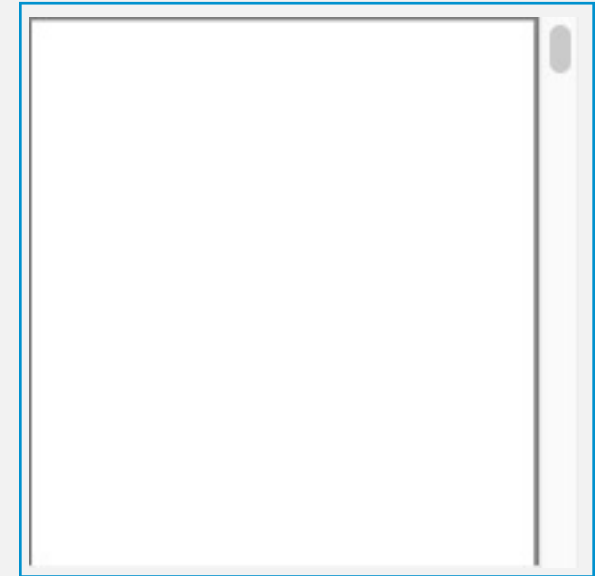
Comments & Additional Info

No consistent differences in expression have been observed between levels of expression driven by Act5C as compared to Tub-alpha1. NotI, NheI, SpeI, SalI and KpnI do not cut in C20, or in the inserted DNA, except where shown.

Plasmid # 119
Plasmid Name FC15 CD2 Tub-alpha1
Insert Name
Size of Insert (kilo-bases)
Vector Name pGEM
Size of Vector 3000
Total Size
Antibiotic res. or selection marker in other species
Antibiotic res. in bacteria Ampicillin
Type of cloning
Restriction enzymes used for cloning NheI
Concentration
Special growth conditions (e.g. E.coli host stain)
Internal/External External
Received From Gary Struhl
Generation Date 2/1/1996
Author Tatsu Kadowaki
Available at Addgene (Link)
Addgene ID



Map Available



Publication

Struhl & Basler. Organizing activity of wingless protein in Drosophila. Cell. 1993 Feb 26;72(4):527-40.

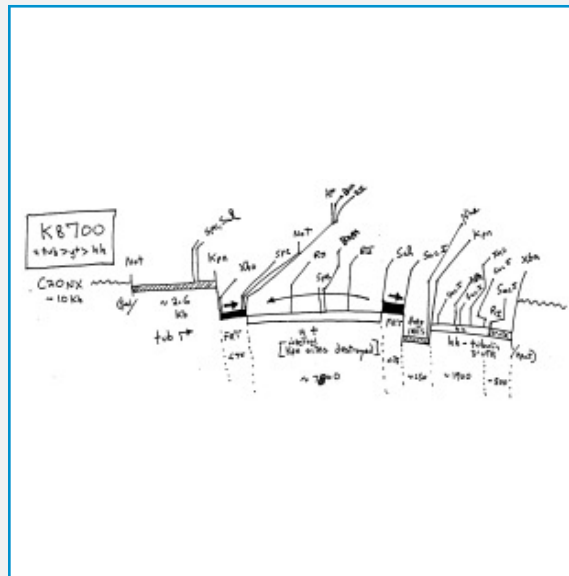
PMID 8440019

No Additional Documents Available

Comments & Additional Info

No consistent differences in expression have been observed between levels of expression driven by Act5C as compared to Tub-alpha1. CD2 was inserted into >y+> flip-out cassette from KB700. >CD2, y+> flip-out cassette was then subcloned into pGEM (as in J35).

Plasmid # 120
Plasmid Name KB700 Flip-out
Insert Name
Size of Insert (kilo-bases)
Vector Name pC20NX
Size of Vector
Total Size
Antibiotic res. or selection marker in other species
Antibiotic res. in bacteria
Type of cloning
Restriction enzymes used for cloning NotI/XbaI
Concentration
Special growth conditions (e.g. E.coli host stain)
Internal/External External
Received From Gary Struhl
Generation Date 2/1/1996
Author Tatsu Kadowaki
Available at Addgene (Link)
Addgene ID



Map Available



Publication

Struhl & Basler. Organizing activity of wingless protein in Drosophila. Cell. 1993 Feb 26;72(4):527-40.

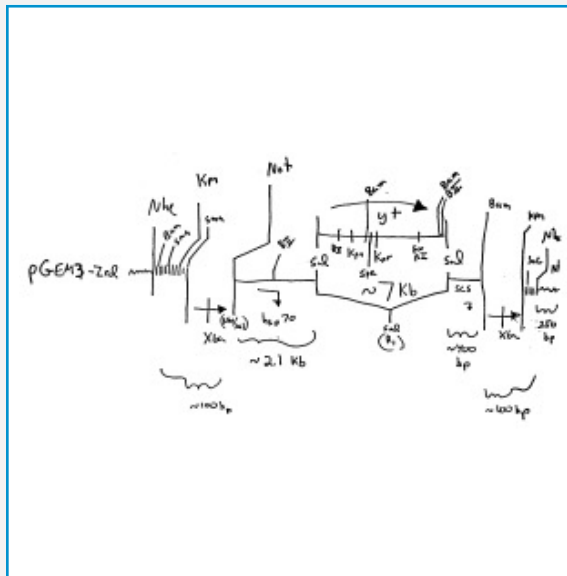
PMID 8440019



Comments & Additional Info

This cassette contains even more abbreviated FRTs than the J35 cassette. Each of these FRTs lack the internal Xba site, and do not work as well as the J35 FRTs (to obtain similar frequencies of flipping-out, increase the HS temp, by 2 degrees). This cassette also contains an internal ribosomal entry site (IRES) just after the second FRT, but before the Kpn site at the 3' end of the cassette. The internal Kpn sites in the y+ gene have been destroyed so that the Kpn sites flanking the cassette can be used for inserting the cassette between the promoter and the structural gene. This cassette can only be used in the orientation shown. All sites for NotI, SpeI, Sal I, SacI, XhoI, EcoRI, Bgl II, KpnI and NheI that fall within the [tub>y +>hh] DNA are indicated, There are no other NotI, SpeI, Sal I, KpnI, NheI or XbaI sites within the C20 plasmid .

Plasmid # 121
Plasmid Name J35 Flip-out
Insert Name
Size of Insert (kilo-bases)
Vector Name pGEM3
Size of Vector 2867
Total Size
Antibiotic res. or selection marker in other species
Antibiotic res. in bacteria Ampicillin
Type of cloning
Restriction enzymes used for cloning Nhe
Concentration 0.01 ug / ul
Special growth conditions (e.g. E.coli host stain)
Internal/External External
Received From Gary Struhl
Generation Date 2/1/1996
Author Tatsu Kadowaki
Available at Addgene (Link)
Addgene ID



Map Available



Publication

Struhl & Basler. Organizing activity of wingless protein in Drosophila. Cell. 1993 Feb 26;72(4):527-40.

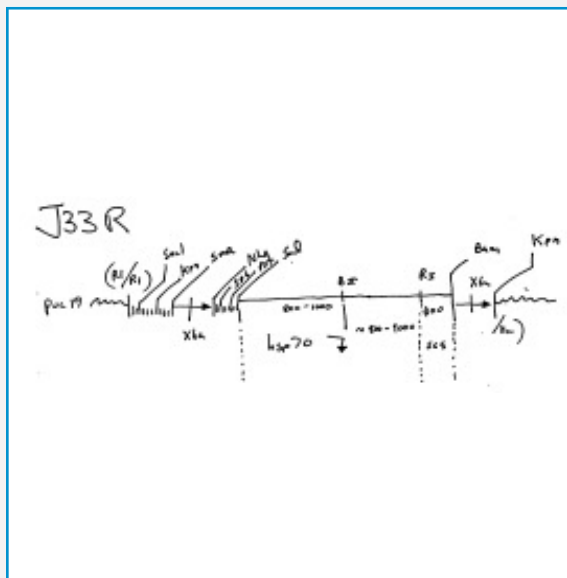
PMID 8440019



Comments & Additional Info

The cassette in J35 is the original >y+> flip-out cassette. It contains fully active, minimal FRTs, each with an internal Xba site. It also contains a y+ genomic fragment which contains two internal KpnI sites. This cassette can be used in either orientation, but Struhl and Basler failed to obtain Act>y+>wg transformants in the + orientation, so they typically use it in the opposite orientation. All sites for Sal I, KpnI, NheI and Sal I sites are indicated.

Plasmid # 122
Plasmid Name J33R Flip-out
Insert Name
Size of Insert (kilo-bases)
Vector Name pUC19
Size of Vector 2686
Total Size
Antibiotic res. or selection marker in other species
Antibiotic res. in bacteria Ampicillin
Type of cloning
Restriction enzymes used for cloning EcoRi/Kpnl
Concentration 0.01 ug / ul
Special growth conditions (e.g. E.coli host stain)
Internal/External External
Received From Gary Struhl
Generation Date 2/1/1996
Author Tatsu Kadowaki
Available at Addgene (Link)
Addgene ID



Map Available



Publication

Struhl & Basler. Organizing activity of wingless protein in Drosophila. Cell. 1993 Feb 26;72(4):527-40.

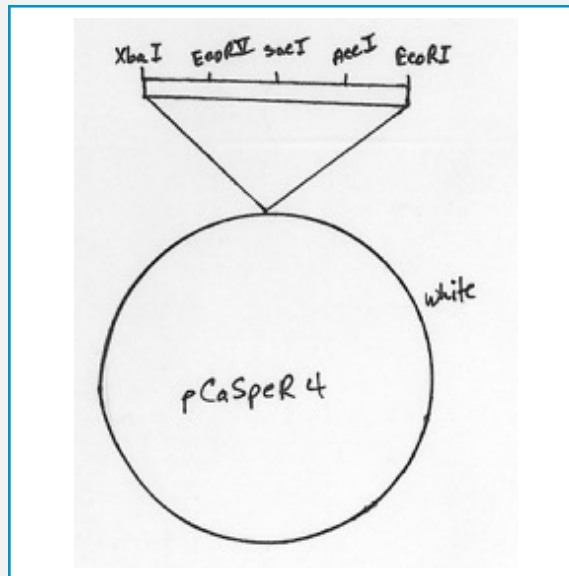
PMID 8440019



Comments & Additional Info

The J35 plasmid was derived from this plasmid. It contains the hsp70 3'UTR within the flip-out cassette, including the "scs" sequences between the EcoRI/Bam segment to efficiently block transcription within the flip-out cassette. These elements are not necessary when using the y+ gene within the flip-out cassette, as in the KB700 >y+> cassette.

Plasmid #	123
Plasmid Name	porcupine genomic
Insert Name	
Size of Insert (kilo-bases)	5.5
Vector Name	pCaSpeR-4
Size of Vector	7855
Total Size	
Antibiotic res. or selection marker in other species	
Antibiotic res. in bacteria	Ampicillin
Type of cloning	
Restriction enzymes used for cloning	EcoRI/XbaI
Concentration	6.75 ug / ul
Special growth conditions (e.g. E.coli host stain)	
Internal/External	Internal - NP
Received From	Tatsu Kadowaki
Generation Date	2/1/1996
Author	Tatsu Kadowaki
Available at Addgene (Link)	https://www.addgene.org/37376/
Addgene ID	37376



Map Available

<http://genepath.med.harvard.edu/~perrimon/plasmidmaps/p123.pdf>



Publication

Kadowaki et al. The segment polarity gene porcupine encodes a putative multitransmembrane protein involved in Wingless processing. *Genes Dev.* 1996 Dec 15;10(24):3116-28.


PMID 8985181

No Additional Documents Available

Comments & Additional Info

5.5kb EcoRI/XbaI genomic DNA fragment which covers the porcupine transcription unit.

Plasmid # 124
Plasmid Name porcupine cDNA
Insert Name
Size of Insert (kilo-bases)
Vector Name pNB40
Size of Vector
Total Size
Antibiotic res. or selection marker in other species
Antibiotic res. in bacteria Ampicillin
Type of cloning
Restriction enzymes used for cloning
Concentration 6.2 ug / ul
Special growth conditions (e.g. E.coli host stain)
Internal/External Internal - NP
Received From Tatsu Kadowaki
Generation Date 2/1/1996
Author Tatsu Kadowaki
Available at Addgene (Link) <https://www.addgene.org/37377/>
Addgene ID 37377



Map Available

<http://genepath.med.harvard.edu/~perrimon/plasmidmaps/p124.pdf>

Publication

Kadowaki et al. The segment polarity gene porcupine encodes a putative multitransmembrane protein involved in Wingless processing. *Genes Dev.* 1996 Dec 15;10(24):3116-28.


PMID 8985181

Comments & Additional Info


2.4 kb porcupine cDNA isolated from the Nick Brown 0-4hr embryonic library.

No Additional Documents
Available

Plasmid #	125
Plasmid Name	porcupine-HA tagged
Insert Name	
Size of Insert (kilo-bases)	
Vector Name	pBluescript KS11
Size of Vector	3000
Total Size	
Antibiotic res. or selection marker in other species	
Antibiotic res. in bacteria	Ampicillin
Type of cloning	
Restriction enzymes used for cloning	EcoRI/HindIII
Concentration	6.25 ug / ul
Special growth conditions (e.g. E.coli host stain)	
Internal/External	Internal - NP
Received From	Tatsu Kadowaki
Generation Date	2/1/1996
Author	Tatsu Kadowaki
Available at Addgene (Link)	
Addgene ID	




Map Available



Publication

Kadowaki et al. The segment polarity gene porcupine encodes a putative multitransmembrane protein involved in Wingless processing. *Genes Dev.* 1996 Dec 15;10(24):3116-28.

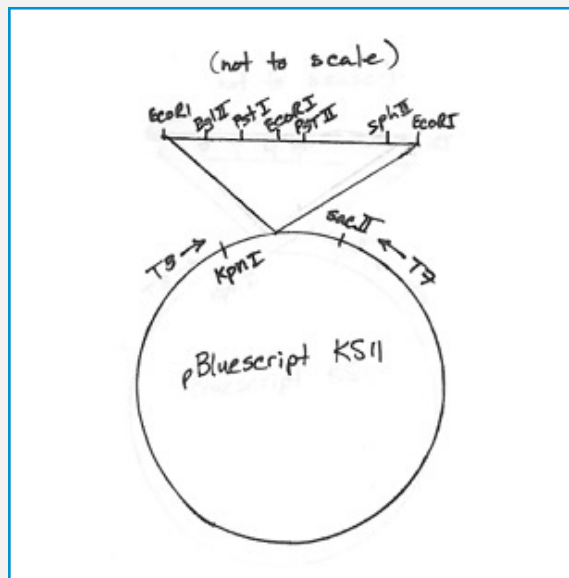
PMID 8985181



Comments & Additional Info

The porcupine cDNA with the HA epitope (3 in tandem)

Plasmid #	126
Plasmid Name	porcupine, Xenopus
Insert Name	
Size of Insert (kilo-bases)	1.6kb cDNA
Vector Name	Bluescript KS11
Size of Vector	3000
Total Size	
Antibiotic res. or selection marker in other species	
Antibiotic res. in bacteria	Ampicillin
Type of cloning	
Restriction enzymes used for cloning	EcoRI
Concentration	6.0 ug / ul
Special growth conditions (e.g. E.coli host stain)	
Internal/External	Internal - NP
Received From	Tatsu Kadowaki
Generation Date	2/1/1996
Author	Tatsu Kadowaki
Available at Addgene (Link)	
Addgene ID	



Map Available


<http://genepath.med.harvard.edu/~perrimon/plasmidmaps/p126.pdf>



Publication

Kadowaki et al. The segment polarity gene porcupine encodes a putative multitransmembrane protein involved in Wingless processing. *Genes Dev.* 1996 Dec 15;10(24):3116-28.

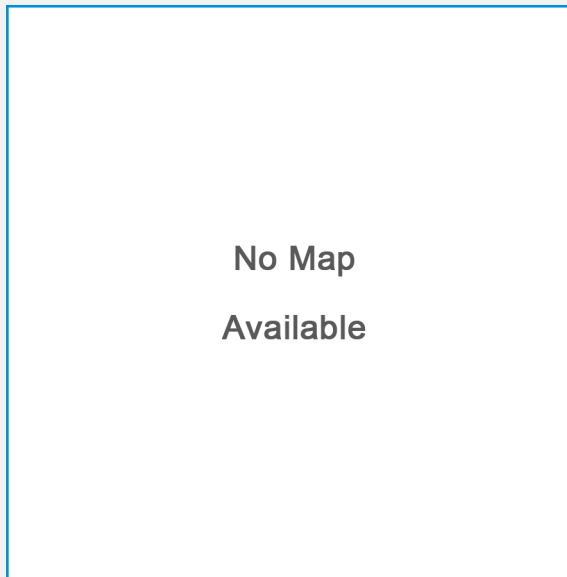
PMID 8985181



Comments & Additional Info

Xenopus homolog of Porc

Plasmid #	127
Plasmid Name	porcupine, Human MG61
Insert Name	
Size of Insert (kilo-bases)	1.6
Vector Name	Bluescript KS11
Size of Vector	3000
Total Size	
Antibiotic res. or selection marker in other species	
Antibiotic res. in bacteria	Ampicillin
Type of cloning	
Restriction enzymes used for cloning	EcoRI
Concentration	? ug / ul (miniprep)
Special growth conditions (e.g. E.coli host stain)	
Internal/External	Internal - NP
Received From	Tatsu Kadowaki
Generation Date	2/1/1996
Author	Tatsu Kadowaki
Available at Addgene (Link)	
Addgene ID	




Map Available



Publication

Kadowaki et al. The segment polarity gene porcupine encodes a putative multitransmembrane protein involved in Wingless processing. *Genes Dev.* 1996 Dec 15;10(24):3116-28.

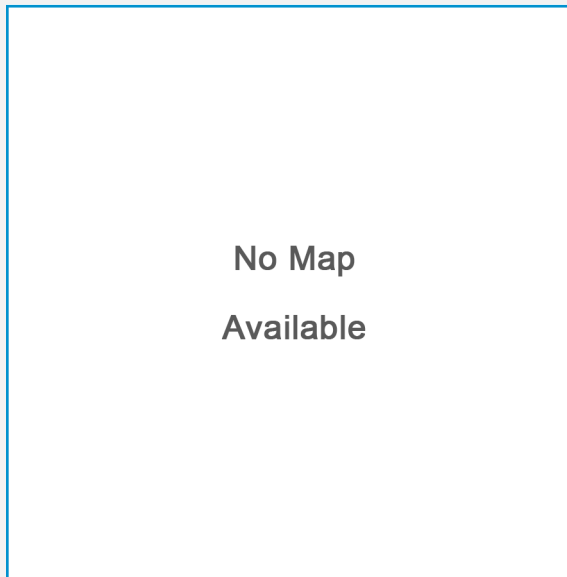
PMID 8985181



Comments & Additional Info

This is a 1.6kb cDNA of the porcupine homolog from humans (Genbank #L08239)

Plasmid #	128
Plasmid Name	hs-p70 / S6 kinase
Insert Name	
Size of Insert (kilo-bases)	
Vector Name	pCaSpeR-HS
Size of Vector	8780
Total Size	
Antibiotic res. or selection marker in other species	
Antibiotic res. in bacteria	Ampicillin
Type of cloning	
Restriction enzymes used for cloning	NotI/StuI
Concentration	? ug / ul (miniprep)
Special growth conditions (e.g. E.coli host stain)	
Internal/External	Internal - NP
Received From	Tatsu Kadowaki
Generation Date	2/1/1996
Author	Tatsu Kadowaki
Available at Addgene (Link)	
Addgene ID	




Map Available



Publication

N/A

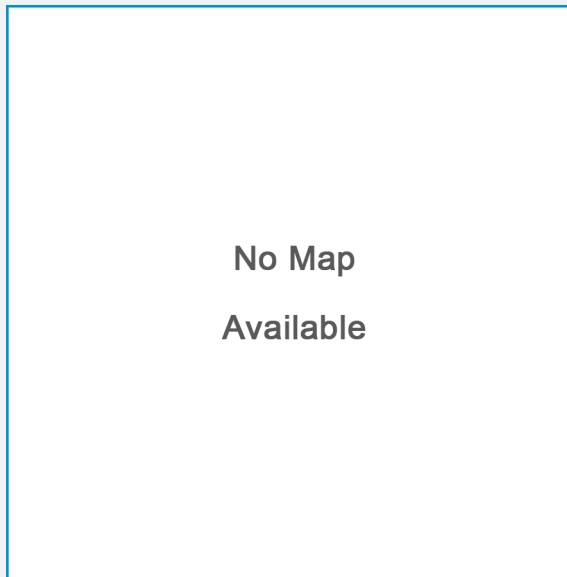
PMID N/A



Comments & Additional Info

This is a p70 S5 kinase cDNA from chick

Plasmid # 129
Plasmid Name UAS-p70 / S6 kinase
Insert Name
Size of Insert (kilo-bases)
Vector Name pUAST
Size of Vector 8904
Total Size
Antibiotic res. or selection marker in other species
Antibiotic res. in bacteria Ampicillin
Type of cloning
Restriction enzymes used for cloning BglII/EcoRII
Concentration ? ug / ul (miniprep)
Special growth conditions (e.g. E.coli host stain)
Internal/External Internal - NP
Received From Tatsu Kadowaki
Generation Date 2/1/1996
Author Tatsu Kadowaki
Available at Addgene (Link)
Addgene ID



Map Available



Publication

N/A

PMID N/A



Comments & Additional Info

This is a p70 S6 kinase cDNA from chick.

Plasmid #	130
Plasmid Name	hs-p90 rsk-1 kinase
Insert Name	
Size of Insert (kilo-bases)	
Vector Name	pCaSpeR-HS
Size of Vector	8780
Total Size	
Antibiotic res. or selection marker in other species	
Antibiotic res. in bacteria	Ampicillin
Type of cloning	
Restriction enzymes used for cloning	BglII/StuI
Concentration	? ug / ul (miniprep)
Special growth conditions (e.g. E.coli host stain)	
Internal/External	Internal - NP
Received From	Tatsu Kadowaki
Generation Date	2/1/1996
Author	Tatsu Kadowaki
Available at Addgene (Link)	
Addgene ID	

No Map
Available

Map Available

No Publication PDF
Available

Publication

N/A

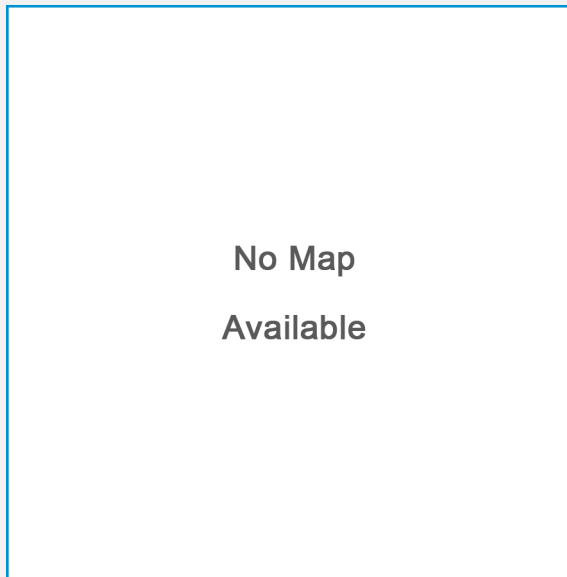
PMID N/A

No Additional Documents
Available

Comments & Additional Info

This is a p90 rsk-1 kinase cDNA from chick

Plasmid # 131
Plasmid Name UAS-p90 rsk-1 kinase
Insert Name
Size of Insert (kilo-bases)
Vector Name pUAST
Size of Vector 8904
Total Size
Antibiotic res. or selection marker in other species
Antibiotic res. in bacteria Ampicillin
Type of cloning
Restriction enzymes used for cloning EcoRII
Concentration ? ug / ul (miniprep)
Special growth conditions (e.g. E.coli host stain)
Internal/External Internal - NP
Received From Tatsu Kadowaki
Generation Date 2/1/1996
Author Tatsu Kadowaki
Available at Addgene (Link)
Addgene ID




Map Available



Publication

N/A

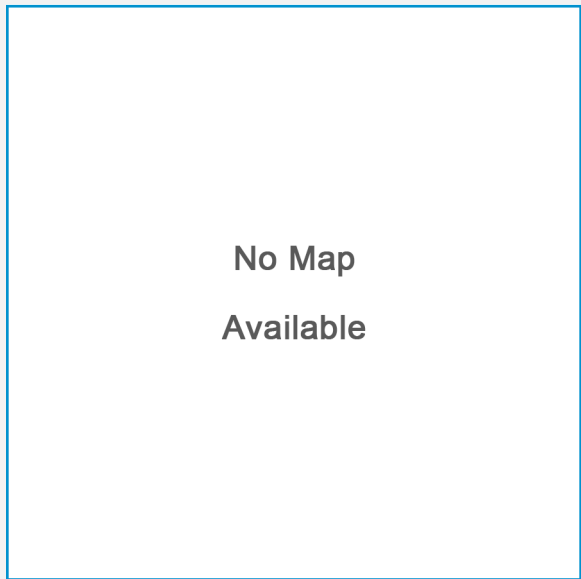
PMID N/A



Comments & Additional Info

This is a p90 rsk-1 kinase cDNA from chick.

Plasmid # 132
Plasmid Name hs-M-PTPase
Insert Name
Size of Insert (kilo-bases)
Vector Name pCaSpeR-HS
Size of Vector 8780
Total Size
Antibiotic res. or selection marker in other species
Antibiotic res. in bacteria Ampicillin
Type of cloning
Restriction enzymes used for cloning EcoRI
Concentration ? ug / ul (miniprep)
Special growth conditions (e.g. E.coli host stain)
Internal/External Internal - NP
Received From Tatsu Kadowaki
Generation Date 2/1/1996
Author Tatsu Kadowaki
Available at Addgene (Link)
Addgene ID




Map Available



Publication

N/A

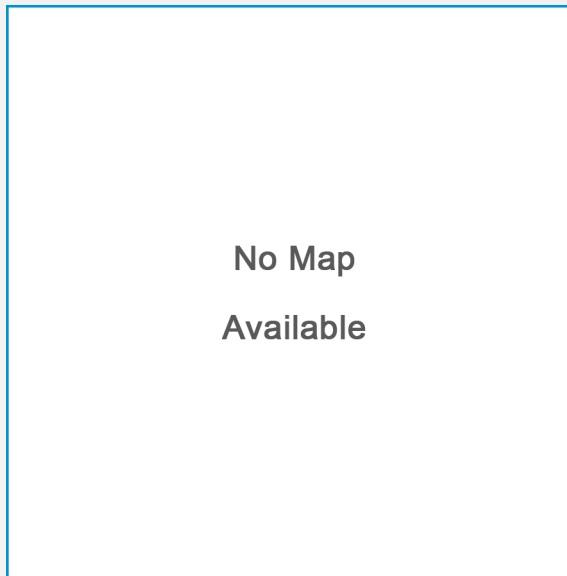
PMID N/A



Comments & Additional Info

This is a Drosophila PTOase cDNA isolated by K.Zinn

Plasmid # 133
Plasmid Name UAS-M-PTPase
Insert Name
Size of Insert (kilo-bases)
Vector Name pUAST
Size of Vector 8904
Total Size
Antibiotic res. or selection marker in other species
Antibiotic res. in bacteria Ampicillin
Type of cloning
Restriction enzymes used for cloning EcoRI
Concentration ? ug / ul (miniprep)
Special growth conditions (e.g. E.coli host stain)
Internal/External Internal - NP
Received From Tatsu Kadowaki
Generation Date 2/1/1996
Author Tatsu Kadowaki
Available at Addgene (Link)
Addgene ID



Map Available



Publication

N/A

PMID N/A



Comments & Additional Info

This is a Drosophila PTOase cDNA isolated by K.Zinn

Plasmid # 134
Plasmid Name hs-N-PTPase
Insert Name
Size of Insert (kilo-bases)
Vector Name pCaSpeR-HS
Size of Vector 8780
Total Size
Antibiotic res. or selection marker in other species
Antibiotic res. in bacteria Ampicillin
Type of cloning
Restriction enzymes used for cloning EcoRII
Concentration ? ug / ul (miniprep)
Special growth conditions (e.g. E.coli host stain)
Internal/External Internal - NP
Received From Tatsu Kadowaki
Generation Date 2/1/1996
Author Tatsu Kadowaki
Available at Addgene (Link)
Addgene ID




Map Available



Publication

N/A

PMID N/A



Comments & Additional Info

This is a Drosophila PTOase cDNA isolated by K.Zinn

Plasmid # 135
Plasmid Name UAS-N-PTPase
Insert Name
Size of Insert (kilo-bases)
Vector Name pUAST
Size of Vector 8904
Total Size
Antibiotic res. or selection marker in other species
Antibiotic res. in bacteria Ampicillin
Type of cloning
Restriction enzymes used for cloning
Concentration ? ug / ul (miniprep)
Special growth conditions (e.g. E.coli host stain)
Internal/External Internal - NP
Received From Tatsu Kadowaki
Generation Date 2/1/1996
Author Tatsu Kadowaki
Available at Addgene (Link)
Addgene ID




Map Available



Publication

N/A

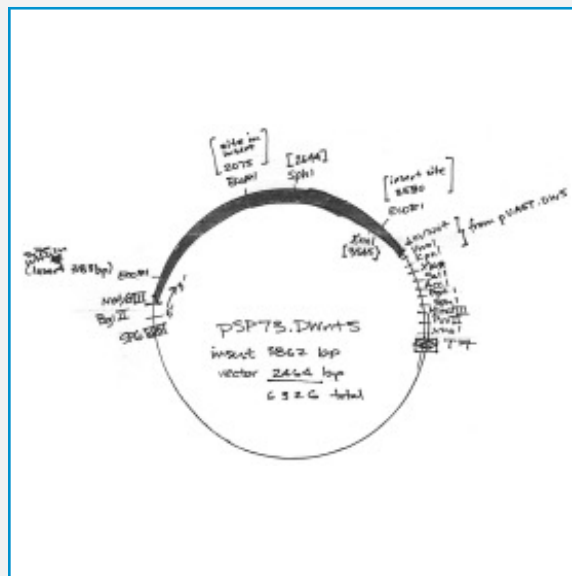
PMID N/A



Comments & Additional Info

This is a Drosophila PTOase cDNA isolated by K.Zinn

Plasmid # 137
Plasmid Name Dwint 3/5
Insert Name
Size of Insert (kilo-bases)
Vector Name pSP73
Size of Vector
Total Size
Antibiotic res. or selection marker in other species
Antibiotic res. in bacteria
Type of cloning
Restriction enzymes used for cloning Hind III/NotI
Concentration .88 ug / ul
Special growth conditions (e.g. E.coli host stain)
Internal/External External
Received From Tony Brown
Generation Date 10/1/1996
Author Betsy Wilder
Available at Addgene (Link)
Addgene ID




Map Available

No Publication PDF Available

Publication

N/A

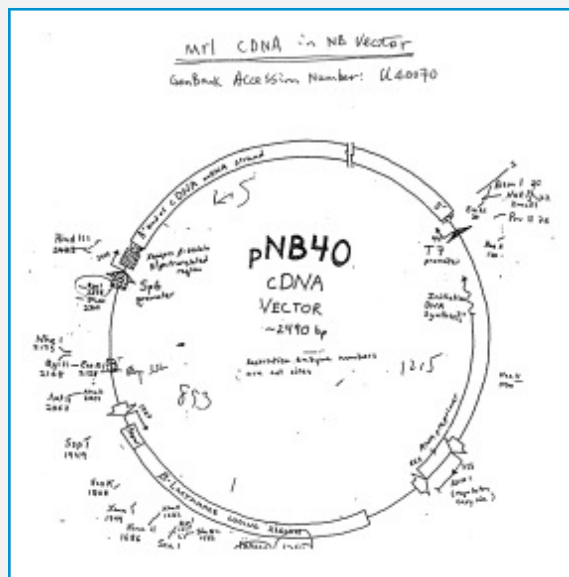
PMID N/A



Comments & Additional Info


This cDNA was obtained from Tony Brown (rather than Nusse) and was cloned by B. Wilder into the pSP73 vector. Betsy thinks this cDNA extends a bit further 5' than the cDNA from Nusse's lab.

Plasmid # 138
Plasmid Name marelle cDNA (mrl)
Insert Name
Size of Insert (kilo-bases)
Vector Name pNB40
Size of Vector
Total Size
Antibiotic res. or selection marker in other species
Antibiotic res. in bacteria Ampicillin
Type of cloning
Restriction enzymes used for cloning ? Hind III
Concentration
Special growth conditions (e.g. E.coli host stain)
Internal/External Internal - NP
Received From Steven Hou
Generation Date 10/1/1996
Author Steven Hou
Available at Addgene (Link)
Addgene ID



Map Available


<http://genepath.med.harvard.edu/~perrimon/plasmidmaps/p138.pdf>



Publication

Hou et al. Marelle acts downstream of the Drosophila HOP/JAK kinase and encodes a protein similar to the mammalian STATs. *Cell*. 1996 Feb 9;84(3):411-9.

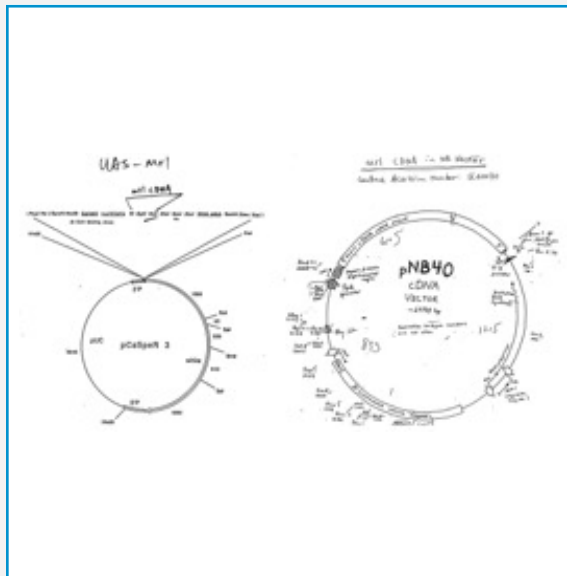
PMID 8608595



Comments & Additional Info

GenBank Accession # U40070. Cloned into (site): ?Hind III

Plasmid # 139
Plasmid Name UAS-marelle (mrl)
Insert Name
Size of Insert (kilo-bases)
Vector Name pUAST
Size of Vector 8904
Total Size
Antibiotic res. or selection marker in other species
Antibiotic res. in bacteria Ampicillin
Type of cloning
Restriction enzymes used for cloning ? EcoRi/NotI
Concentration
Special growth conditions (e.g. E.coli host stain)
Internal/External Internal - NP
Received From Steven Hou
Generation Date 10/1/1996
Author Steven Hou
Available at Addgene (Link)
Addgene ID



Map Available


<http://genepath.med.harvard.edu/~perrimon/plasmidmaps/p139.pdf>




Publication

Hou et al. Marelle acts downstream of the Drosophila HOP/JAK kinase and encodes a protein similar to the mammalian STATs. *Cell*. 1996 Feb 9;84(3):411-9.

PMID 8608595



Comments & Additional Info



Plasmid # 140

Plasmid Name hunchback promoter

Insert Name

Size of Insert (kilo-bases)

Vector Name pUC

Size of Vector 2686

Total Size

Antibiotic res. or selection marker in other species

Antibiotic res. in bacteria Ampicillin

Type of cloning

Restriction enzymes used for cloning ?Bam HI

Concentration

Special growth conditions (e.g. E.coli host stain)

Internal/External External

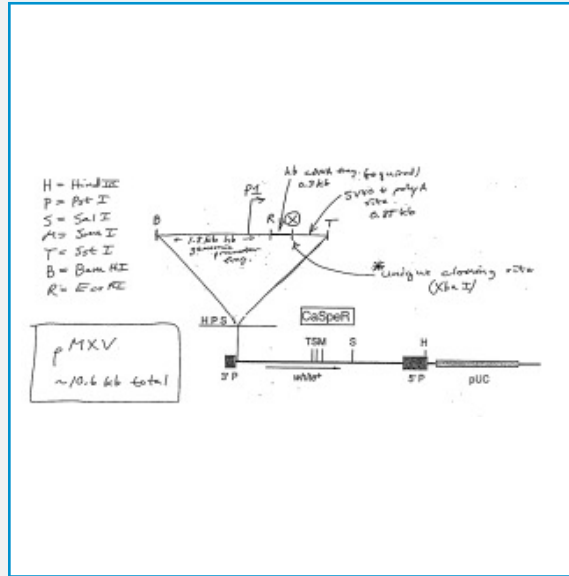
Received From Jim Posokony

Generation Date 10/1/1996

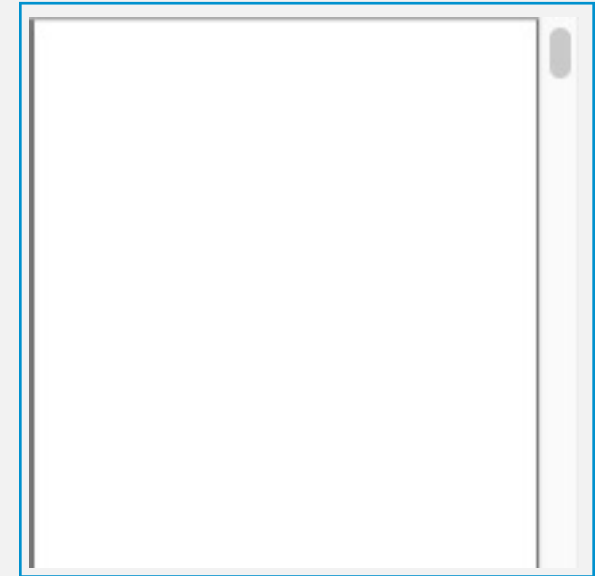
Author Ray Hsu

Available at Addgene (Link)

Addgene ID



Map Available



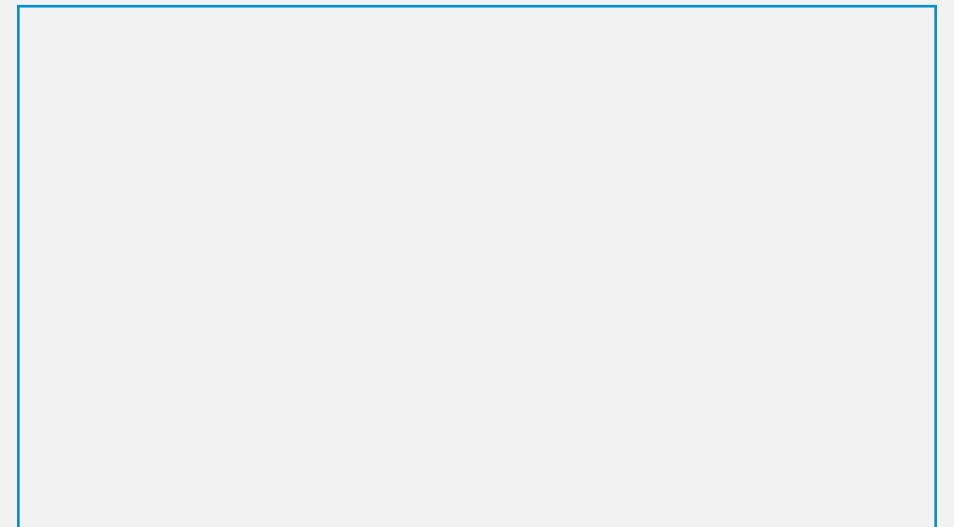
Publication

Margolis et al. A small region surrounding the distal promoter of the hunchback gene directs maternal expression. Dev Biol. 1994 Jun;163(2):381-8.

PMID 8200478



Comments & Additional Info



Plasmid # 141

Plasmid Name UAS-GFP

Insert Name

Size of Insert (kilo-bases)

Vector Name pUAST

Size of Vector 8904

Total Size

Antibiotic res. or selection marker in other species

Antibiotic res. in bacteria Ampicillin

Type of cloning

Restriction enzymes used for cloning

Concentration

Special growth conditions (e.g. E.coli host stain)

Internal/External External


Received From Y. Shiga

Generation Date 10/1/1996

Author Y. Shiga

Available at Addgene (Link)

Addgene ID



Map Available

Publication

Shiga et al. A nuclear GFP/ β -galactosidase fusion protein as a marker for morphogenesis in living Drosophila. *Dev Growth Differ* 38:99–106.

PMID N/A

No Additional Documents Available

Comments & Additional Info

Plasmid # 142
Plasmid Name sevenless cytoplasmic domain

Insert Name

Size of Insert (kilo-bases)

Vector Name pUC8

Size of Vector 2665

Total Size

Antibiotic res. or selection marker in other species

Antibiotic res. in bacteria

Type of cloning

Restriction enzymes used for cloning

Concentration

Special growth conditions (e.g. E.coli host stain)

Internal/External External


Received From Ernst Hafen

Generation Date 10/1/1996


Author Gerry Rubin

Available at Addgene (Link)

Addgene ID



Map Available



Publication

Hafen et al. Sevenless, a cell-specific homeotic gene of Drosophila, encodes a putative transmembrane receptor with a tyrosine kinase domain. Science. 1987 Apr 3;236(4797):55-63.

PMID 2882603



Comments & Additional Info

6kb Eco RI fragment containing the cytoplasmic domain (there is no cDNA that contains the entire 7kb coding region).

Plasmid # 143

Plasmid Name engrailed (pAR En ORI)

Insert Name

Size of Insert (kilo-bases) 1.5

Vector Name pAR

Size of Vector

Total Size

Antibiotic res. or selection marker in other species

Antibiotic res. in bacteria

Type of cloning

Restriction enzymes used for cloning Cla I

Concentration

Special growth conditions (e.g. E.coli host stain)

Internal/External External

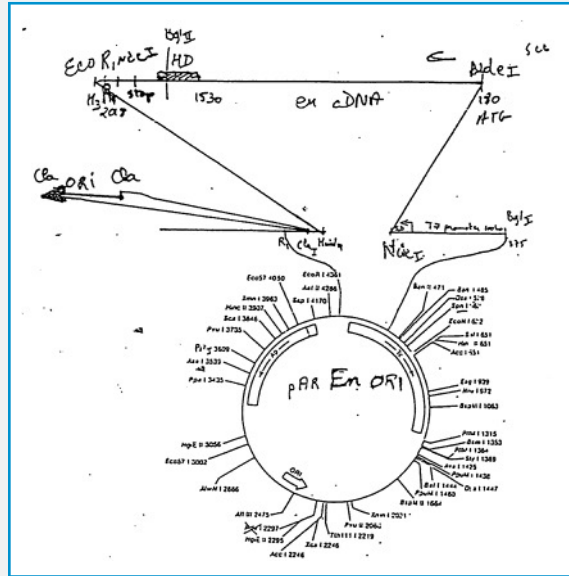
Received From Jessica Treisman

Generation Date 10/1/1996

Author Xinhua Lin

Available at Addgene (Link)

Addgene ID



Map Available



Publication

Treisman et al. A single amino acid can determine the DNA binding specificity of homeodomain proteins. *Cell*. 1989 Nov 3;59(3):553-62.

PMID 2572327



Comments & Additional Info

1.85 kb engrailed cDNA cloned into pAR. The entire plasmid is 5.5kb.

Plasmid # 144

Plasmid Name c20 DipteranZ2.2-lacZ

Insert Name

Size of Insert (kilo-bases)

Vector Name pJM162

Size of Vector

Total Size

Antibiotic res. or selection marker in other species

Antibiotic res. in bacteria

Type of cloning

Restriction enzymes used for cloning

Concentration

Special growth conditions (e.g. E.coli host stain)

Internal/External External

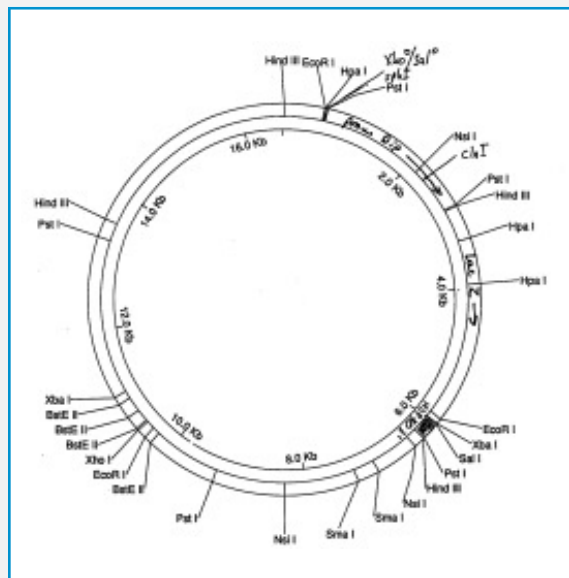
Received From Bruno Lemaitre

Generation Date 4/1/1997

Author Doug Harrison

Available at Addgene (Link)

Addgene ID



Map Available

No Publication PDF Available

Publication

N/A

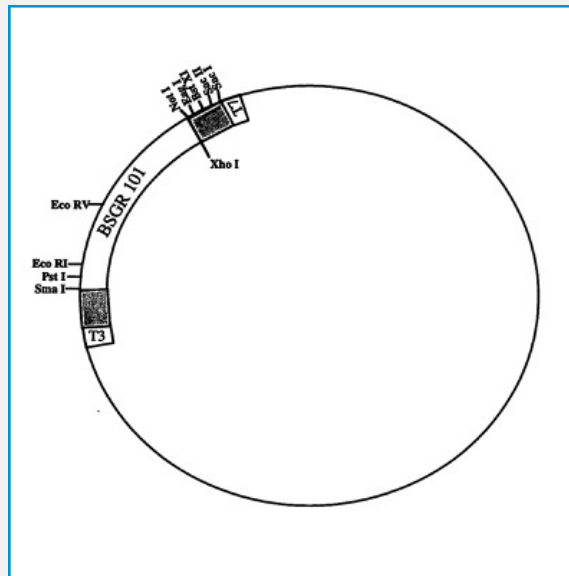
PMID N/A



Comments & Additional Info

Notes in French: "Le fragment Xho - Sal de pJM158 clone dans Sall de Carnegie C20.240. Original tube give to Herve Agaisse 10/14/1998."

Plasmid # 145
Plasmid Name BS-GR 101 upd
Insert Name
Size of Insert (kilo-bases)
Vector Name pBS
Size of Vector 3000
Total Size
Antibiotic res. or selection marker in other species
Antibiotic res. in bacteria Ampicillin
Type of cloning
Restriction enzymes used for cloning
Concentration
Special growth conditions (e.g. E.coli host stain)
Internal/External Internal - NP
Received From Doug Harrison
Generation Date 4/1/1997
Author Doug Harrison
Available at Addgene (Link)
Addgene ID



Map Available

<http://genepath.med.harvard.edu/~perrimon/plasmidmaps/p145.pdf>



Publication

Harrison et al. Drosophila unpaired encodes a secreted protein that activates the JAK signaling pathway. *Genes Dev.* 1998 Oct 15;12(20):3252-63.

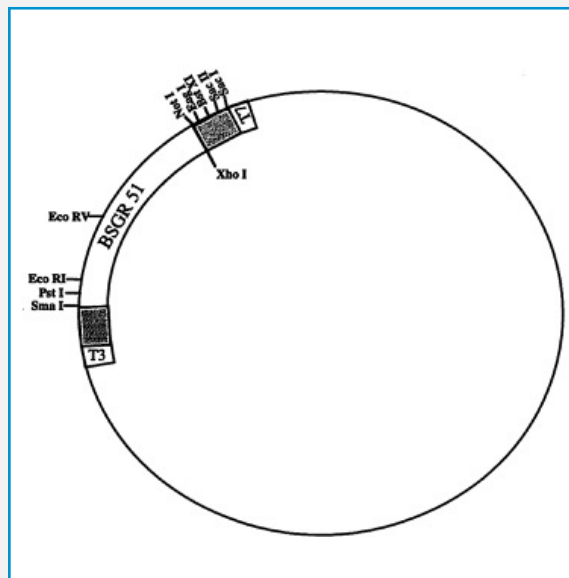
PMID 9784499



Comments & Additional Info

This plasmid is the 3' end of the upd cDNA

Plasmid # 146
Plasmid Name BS-GR 51 upd
Insert Name
Size of Insert (kilo-bases)
Vector Name pBS
Size of Vector 3000
Total Size
Antibiotic res. or selection marker in other species
Antibiotic res. in bacteria Ampicillin
Type of cloning
Restriction enzymes used for cloning
Concentration
Special growth conditions (e.g. E.coli host stain)
Internal/External Internal - NP
Received From Doug Harrison
Generation Date 4/1/1997
Author Doug Harrison
Available at Addgene (Link)
Addgene ID



Map Available


<http://genepath.med.harvard.edu/~perrimon/plasmidmaps/p146.pdf>



Publication

Harrison et al. Drosophila unpaired encodes a secreted protein that activates the JAK signaling pathway. Genes Dev. 1998 Oct 15;12(20):3252-63.

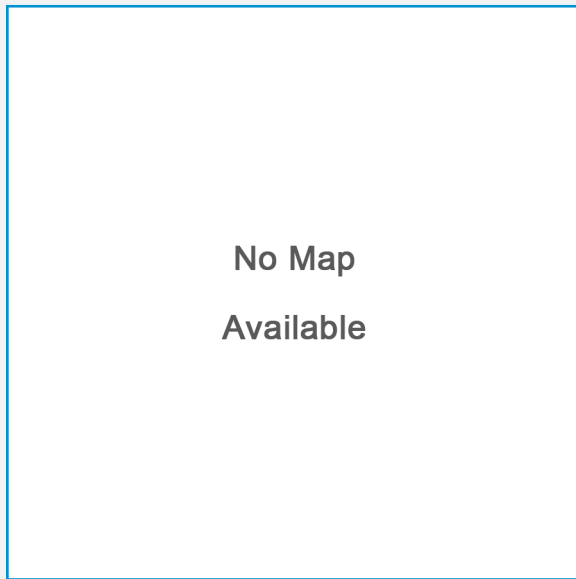
PMID 9784499



Comments & Additional Info

This plasmid is the 5' end of the upd cDNA

Plasmid # 147
Plasmid Name hs-hopscotchdAlw3
Insert Name
Size of Insert (kilo-bases)
Vector Name pCaSpeR-hs
Size of Vector 8780
Total Size
Antibiotic res. or selection marker in other species
Antibiotic res. in bacteria Ampicillin
Type of cloning
Restriction enzymes used for cloning
Concentration
Special growth conditions (e.g. E.coli host stain)
Internal/External Internal - NP
Received From Doug Harrison
Generation Date 4/1/1997
Author Doug Harrison
Available at Addgene (Link)
Addgene ID




Map Available



Publication

Unpublished

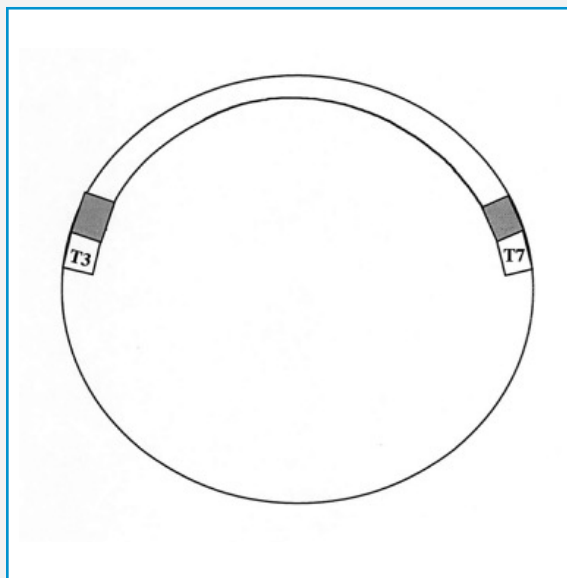
PMID N/A



Comments & Additional Info

This plasmid contains hopscotch with part of the amino terminus missing. It has no phenotype in flies.

Plasmid # 148
Plasmid Name M33-8#1 (upd)
Insert Name
Size of Insert (kilo-bases)
Vector Name ?
Size of Vector
Total Size
Antibiotic res. or selection marker in other species
Antibiotic res. in bacteria
Type of cloning
Restriction enzymes used for cloning
Concentration
Special growth conditions (e.g. E.coli host stain)
Internal/External Internal - NP
Received From Doug Harrison
Generation Date 4/1/1997
Author Doug Harrison
Available at Addgene (Link)
Addgene ID




Map Available



Publication

N/A

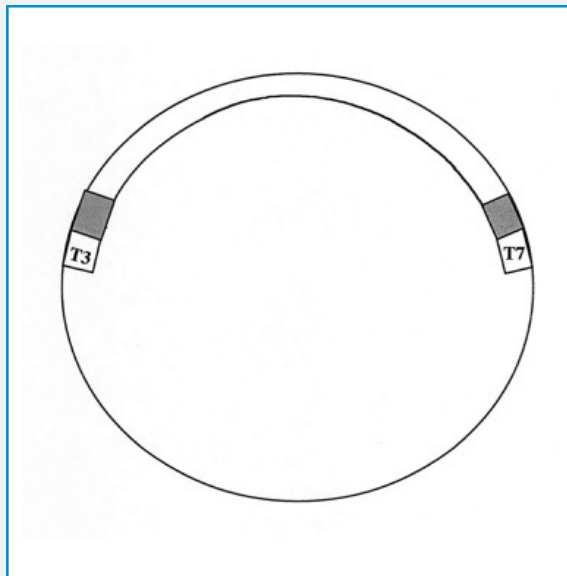
PMID N/A



Comments & Additional Info

This genomic fragment contains upd.

Plasmid # 149
Plasmid Name M33-6#6 (upd)
Insert Name
Size of Insert (kilo-bases)
Vector Name ?
Size of Vector
Total Size
Antibiotic res. or selection marker in other species
Antibiotic res. in bacteria
Type of cloning
Restriction enzymes used for cloning
Concentration
Special growth conditions (e.g. E.coli host stain)
Internal/External Internal - NP
Received From Doug Harrison
Generation Date 4/1/1997
Author Doug Harrison
Available at Addgene (Link)
Addgene ID



Map Available



Publication

N/A


PMID N/A



Comments & Additional Info

This genomic fragment contains upd.

Plasmid # 150
Plasmid Name NB22A (upd)
Insert Name
Size of Insert (kilo-bases)
Vector Name pNB40
Size of Vector
Total Size
Antibiotic res. or selection marker in other species
Antibiotic res. in bacteria Ampicillin
Type of cloning
Restriction enzymes used for cloning
Concentration
Special growth conditions (e.g. E.coli host stain)
Internal/External Internal - NP
Received From Doug Harrison
Generation Date 4/1/1997
Author Doug Harrison
Available at Addgene (Link)
Addgene ID



Map Available

No Publication PDF Available

Publication

Unpublished


PMID N/A

No Additional Documents Available

Comments & Additional Info

An incomplete upd cDNA independently isolated from the Nick Brown library.

Plasmid # 151
Plasmid Name NB73A (upd)
Insert Name
Size of Insert (kilo-bases)
Vector Name pNB40
Size of Vector
Total Size
Antibiotic res. or selection marker in other species
Antibiotic res. in bacteria Ampicillin
Type of cloning
Restriction enzymes used for cloning
Concentration
Special growth conditions (e.g. E.coli host stain)
Internal/External Internal - NP
Received From Doug Harrison
Generation Date 4/1/1997
Author Doug Harrison
Available at Addgene (Link)
Addgene ID



Map Available

No Publication PDF Available

Publication

Unpublished

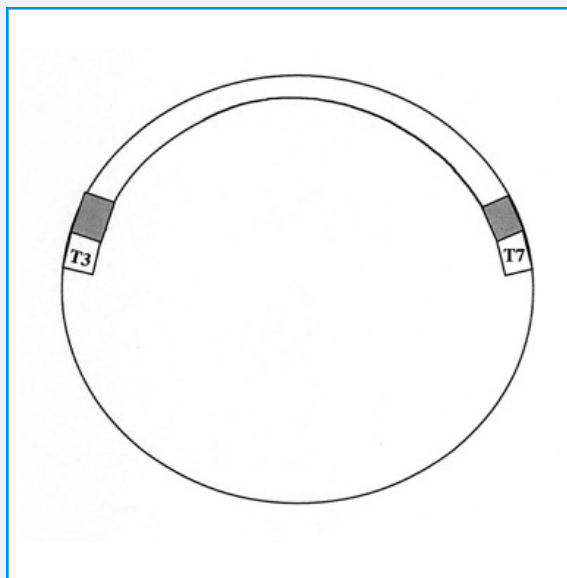
PMID N/A

No Additional Documents Available

Comments & Additional Info

An incomplete upd cDNA independently isolated from the Nick Brown library.

Plasmid # 152
Plasmid Name 1.2 Sac #2 (upd)
Insert Name
Size of Insert (kilo-bases)
Vector Name ?
Size of Vector
Total Size
Antibiotic res. or selection marker in other species
Antibiotic res. in bacteria
Type of cloning
Restriction enzymes used for cloning
Concentration
Special growth conditions (e.g. E.coli host stain)
Internal/External Internal - NP
Received From Doug Harrison
Generation Date 4/1/1997
Author Doug Harrison
Available at Addgene (Link)
Addgene ID




Map Available



Publication

Unpublished

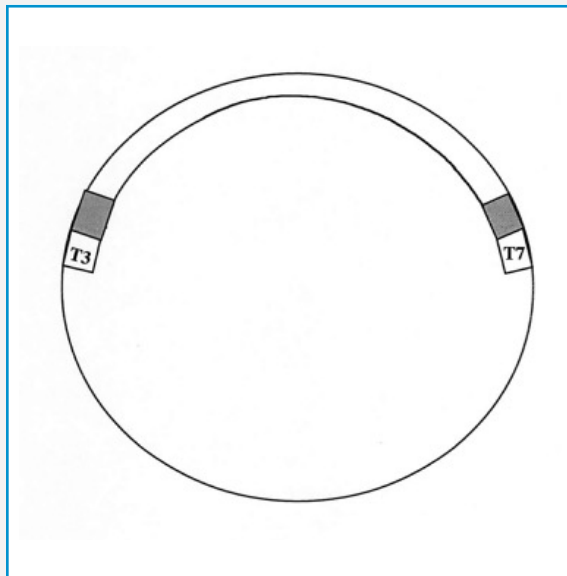
PMID N/A



Comments & Additional Info

A genomic fragment from the upd region.

Plasmid # 153
Plasmid Name CEY 24
Insert Name
Size of Insert (kilo-bases)
Vector Name CaSpeR4
Size of Vector 7855
Total Size
Antibiotic res. or selection marker in other species
Antibiotic res. in bacteria Ampicillin
Type of cloning
Restriction enzymes used for cloning
Concentration
Special growth conditions (e.g. E.coli host stain)
Internal/External Internal - NP
Received From Doug Harrison
Generation Date 4/1/1997
Author Doug Harrison
Available at Addgene (Link)
Addgene ID



Map Available



Publication

Unpublished

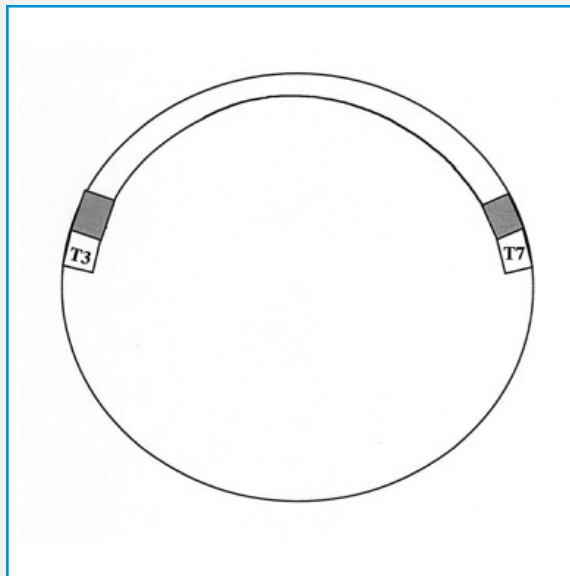
PMID N/A




Comments & Additional Info

Unpublished FLP construct (used for generating positively marked somatic clones).

Plasmid # 154
Plasmid Name CXY21
Insert Name
Size of Insert (kilo-bases)
Vector Name CaSpeR4
Size of Vector 7855
Total Size
Antibiotic res. or selection marker in other species
Antibiotic res. in bacteria Ampicillin
Type of cloning
Restriction enzymes used for cloning
Concentration
Special growth conditions (e.g. E.coli host stain)
Internal/External Internal - NP
Received From Doug Harrison
Generation Date 4/1/1997
Author Doug Harrison
Available at Addgene (Link)
Addgene ID




Map Available



Publication

Harrison et al. Simple and efficient generation of marked clones in *Drosophila*.
Curr Biol. 1993 Jul 1;3(7):424-33.

PMID 15335709



Comments & Additional Info

FLP construct (used for generating positively marked somatic clones).

Plasmid # 155

Plasmid Name BS-upd

Insert Name

Size of Insert (kilo-bases)

Vector Name pBSKS+

Size of Vector 3000

Total Size

Antibiotic res. or selection marker in other species

Antibiotic res. in bacteria Ampicillin

Type of cloning

Restriction enzymes used for cloning

Concentration

Special growth conditions (e.g. E.coli host stain)

Internal/External Internal - NP

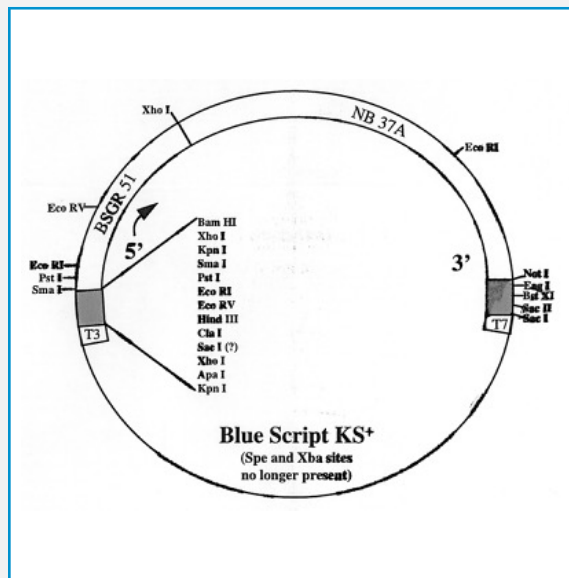
Received From Erika Bach

Generation Date 1/1/1998

Author Erika Bach

Available at Addgene (Link)

Addgene ID



Map Available


<http://genepath.med.harvard.edu/~perrimon/plasmidmaps/p155.pdf>



Publication

Unpublished

PMID N/A



Comments & Additional Info

This plasmid was obtained from Doug Harrison via Pat (from Ariad). It is made up of the BamHI/XhoI fragment of BSGR51 and the XhoI/NotI fragment of NB 37A ligated into Bluescript KS+ cut with BamHI/NotI

Plasmid # 156

Plasmid Name pointed pcDm100

Insert Name

Size of Insert (kilo-bases)

Vector Name Bluescript

Size of Vector 3000

Total Size

Antibiotic res. or selection marker in other species

Antibiotic res. in bacteria Ampicillin

Type of cloning

Restriction enzymes used for cloning

Concentration

Special growth conditions (e.g. E.coli host stain)

Internal/External External

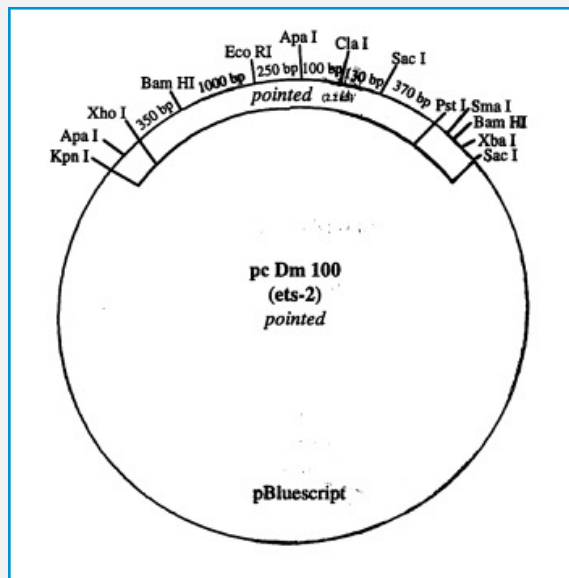
Received From Carl Thummel

Generation Date 1/1/1998

Author Carl Thummel

Available at Addgene (Link)

Addgene ID




Map Available



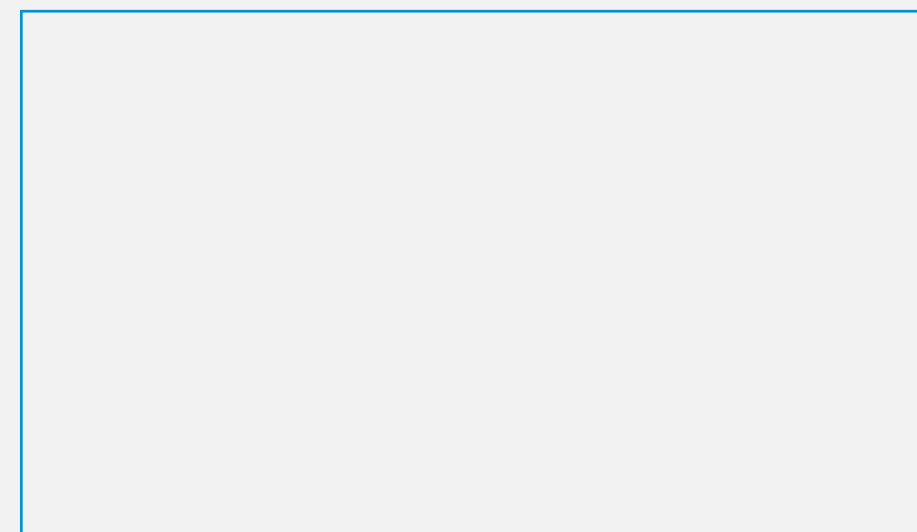
Publication

N/A

PMID N/A



Comments & Additional Info



Plasmid # 157

Plasmid Name D ets-3 (ets-II3A)

Insert Name Sph I fragment

Size of Insert (kilo-bases) ~1.2

Vector Name pUC18

Size of Vector 2688

Total Size

Antibiotic res. or selection marker in other species

Antibiotic res. in bacteria Ampicillin

Type of cloning

Restriction enzymes used for cloning

Concentration

Special growth conditions (e.g. E.coli host stain)

Internal/External External

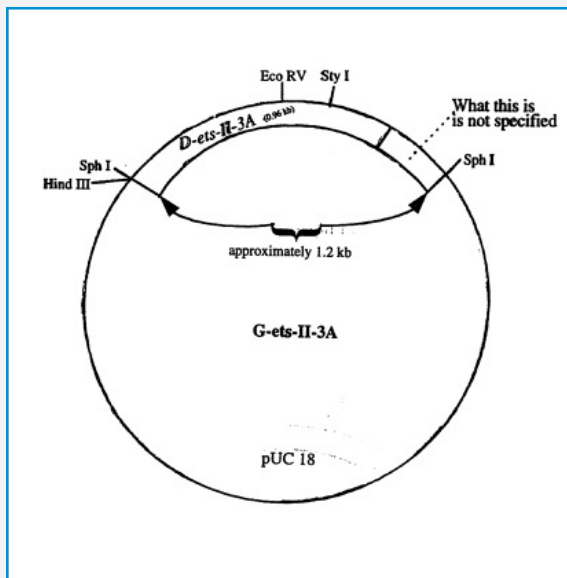
Received From Carl Thummel

Generation Date 1/1/1998

Author Carl Thummel

Available at Addgene (Link)

Addgene ID




Map Available



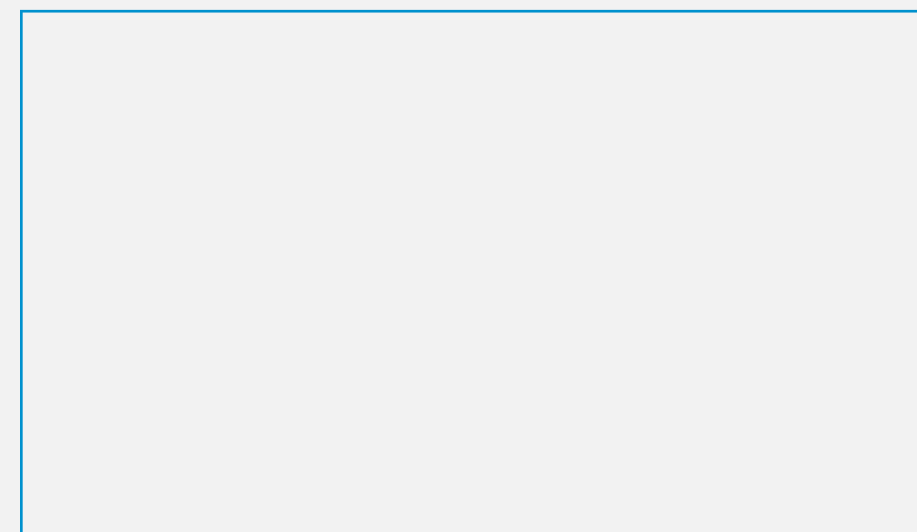
Publication

N/A

PMID N/A



Comments & Additional Info



Plasmid # 158

Plasmid Name D ets-4 (ets-II-4A)

Insert Name Pst I fragment

Size of Insert (kilo-bases) ~1.5

Vector Name pUC18

Size of Vector 2688

Total Size

Antibiotic res. or selection marker in other species

Antibiotic res. in bacteria Ampicillin

Type of cloning

Restriction enzymes used for cloning

Concentration

Special growth conditions (e.g. E.coli host stain)

Internal/External External

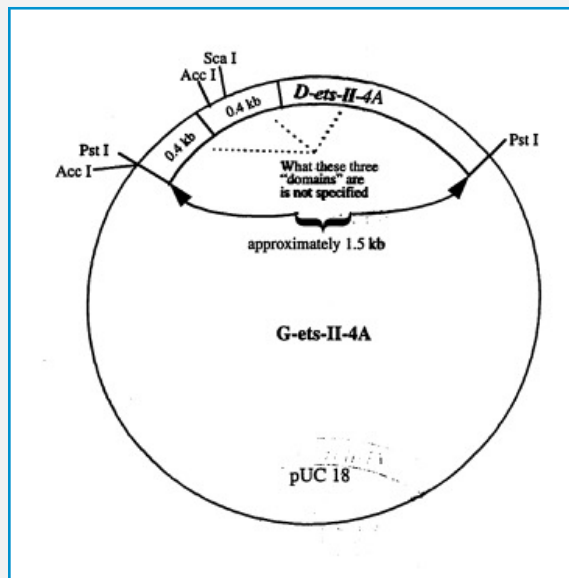
Received From Carl Thummel

Generation Date 1/1/1998

Author Carl Thummel

Available at Addgene (Link)

Addgene ID




Map Available

No Publication PDF Available

Publication

N/A

PMID N/A



Comments & Additional Info

Plasmid # 159

Plasmid Name D egl

Insert Name Xho I/Bam HI fragment

Size of Insert (kilo-bases) ~1.5

Vector Name Bluescript

Size of Vector 3000

Total Size

Antibiotic res. or selection marker in other species

Antibiotic res. in bacteria Ampicillin

Type of cloning

Restriction enzymes used for cloning

Concentration

Special growth conditions (e.g. E.coli host stain)

Internal/External External

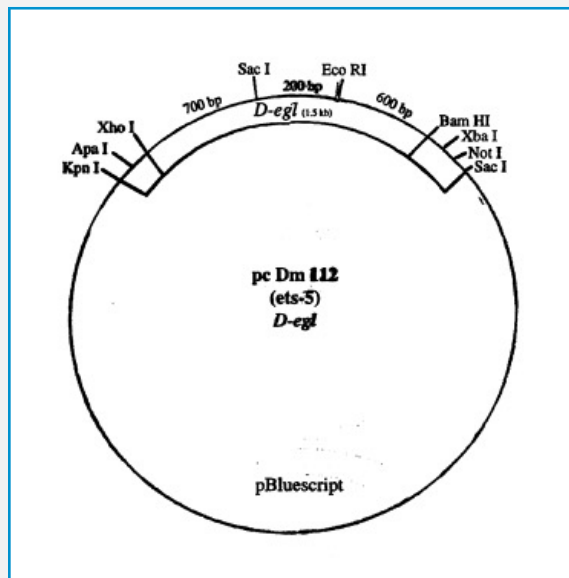
Received From Carl Thummel

Generation Date 1/1/1998

Author Carl Thummel

Available at Addgene (Link)

Addgene ID




Map Available

No Publication PDF Available

Publication

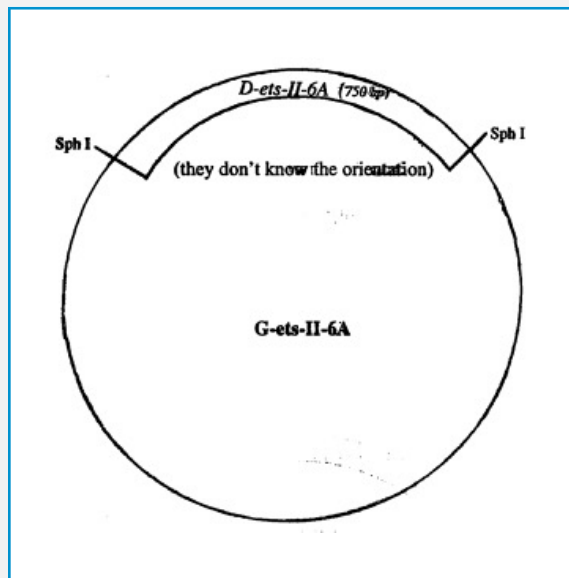
N/A

PMID N/A



Comments & Additional Info

Plasmid # 160
Plasmid Name D ets-6 (ets-II-6A)
Insert Name Sph I fragment
Size of Insert (kilo-bases) ~0.75
Vector Name ?
Size of Vector
Total Size
Antibiotic res. or selection marker in other species
Antibiotic res. in bacteria
Type of cloning
Restriction enzymes used for cloning
Concentration
Special growth conditions (e.g. E.coli host stain)
Internal/External External
Received From Carl Thummel
Generation Date 1/1/1998
Author Carl Thummel
Available at Addgene (Link)
Addgene ID




Map Available

No Publication PDF Available

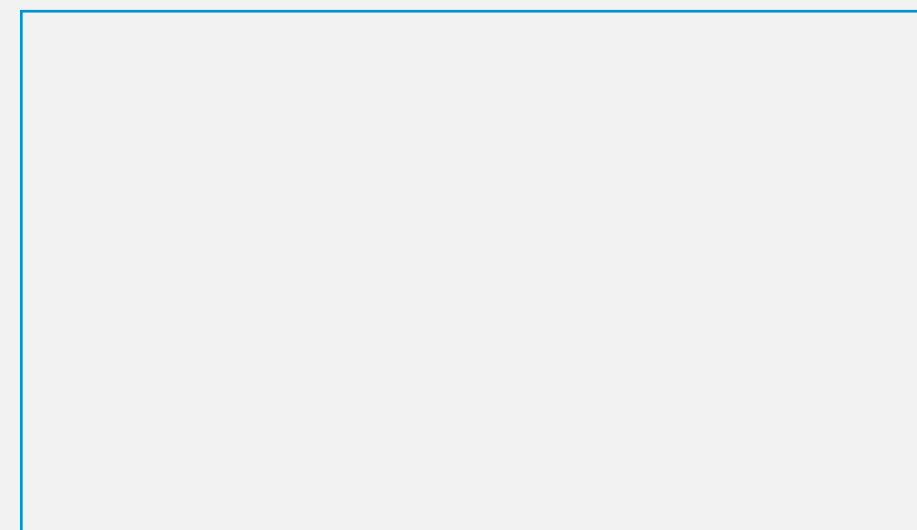
Publication

N/A

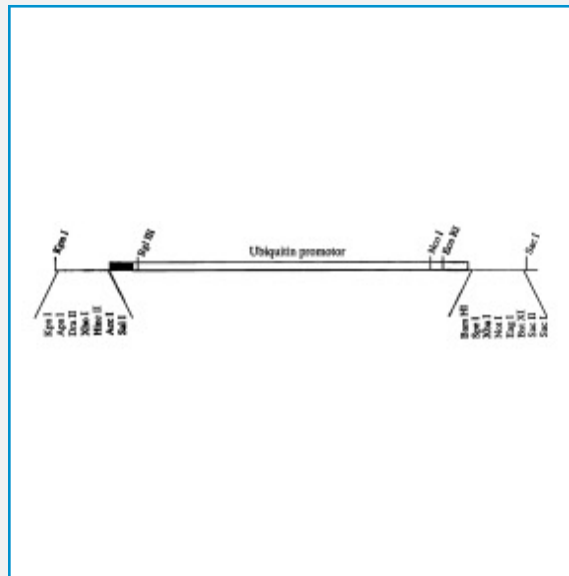
PMID N/A



Comments & Additional Info



Plasmid # 161
Plasmid Name ubiquitin promotor (pUp2)
Insert Name
Size of Insert (kilo-bases)
Vector Name pBS
Size of Vector 3000
Total Size
Antibiotic res. or selection marker in other species
Antibiotic res. in bacteria Ampicillin
Type of cloning
Restriction enzymes used for cloning
Concentration
Special growth conditions (e.g. E.coli host stain)
Internal/External External
Received From Jason Frankel
Generation Date 2/1/1998
Author Eric Spana
Available at Addgene (Link)
Addgene ID



Map Available



Publication

N/A

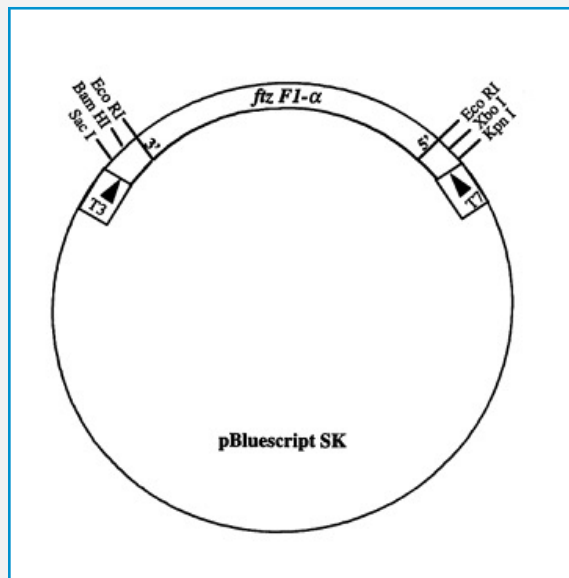
PMID N/A



Comments & Additional Info

Note that the Sma I cloning sites are no longer present in the plasmid. The following enzymes do not cut within the ubiquitin promoter: Eco RI, Nco I, Sac I, Not I. Ubiquitin promoter = 2 kb | pBS vector = 3 kb | Total = 5 kb.

Plasmid # 162
Plasmid Name ftzF1 acdNA
Insert Name
Size of Insert (kilo-bases) 3.4
Vector Name pBS SK
Size of Vector 3000
Total Size
Antibiotic res. or selection marker in other species
Antibiotic res. in bacteria Ampicillin
Type of cloning
Restriction enzymes used for cloning
Concentration
Special growth conditions (e.g. E.coli host stain)
Internal/External Internal - NP/External
Received From Leslie Pick
Generation Date 2/1/1998
Author Willis Li
Available at Addgene (Link)
Addgene ID



Map Available


<http://genepath.med.harvard.edu/~perrimon/plasmidmaps/p162.pdf>



Publication

Yu et al. The nuclear hormone receptor Ftz-F1 is a cofactor for the Drosophila homeodomain protein Ftz. Nature. 1997 Feb 6;385(6616):552-5.

PMID 9020364



Comments & Additional Info

Plasmid # 163
Plasmid Name zen cDNA
Insert Name
Size of Insert (kilo-bases) 1.5
Vector Name pGEM1
Size of Vector 2865
Total Size
Antibiotic res. or selection marker in other species
Antibiotic res. in bacteria Ampicillin
Type of cloning
Restriction enzymes used for cloning
Concentration
Special growth conditions (e.g. E.coli host stain)
Internal/External External
Received From ???
Generation Date 2/1/1998
Author Inge The
Available at Addgene (Link)
Addgene ID




Map Available



Publication

N/A

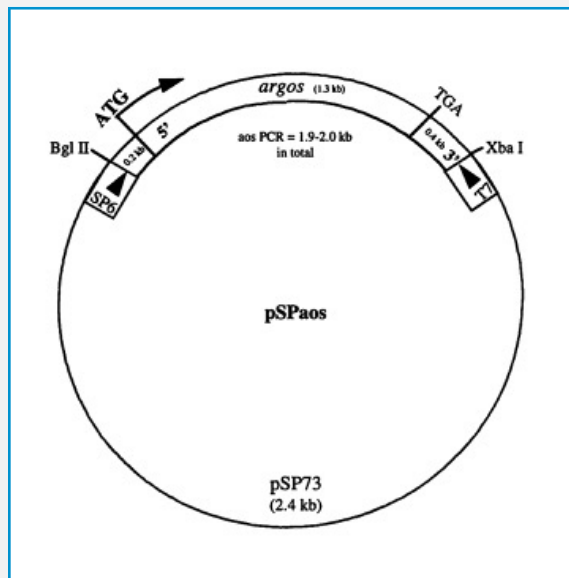
PMID N/A



Comments & Additional Info

For antisense probes, transcribe with T7 (?Pfu II fragment), 1.5 kb complete cDNA in PGEM -1

Plasmid # 164
Plasmid Name argos cDNA
Insert Name
Size of Insert (kilo-bases)
Vector Name pSP73
Size of Vector
Total Size
Antibiotic res. or selection marker in other species
Antibiotic res. in bacteria
Type of cloning
Restriction enzymes used for cloning
Concentration
Special growth conditions (e.g. E.coli host stain)
Internal/External External
Received From ? Benny Shilo
Generation Date 2/1/1998
Author Channing Yu
Available at Addgene (Link)
Addgene ID




Map Available

No Publication PDF Available

Publication

N/A

PMID N/A



Comments & Additional Info

For antisense probes, cut with Bgl II and transcribe with T7 polymerase.

Plasmid # 165

Plasmid Name torso

Insert Name

Size of Insert (kilo-bases)

Vector Name ?

Size of Vector

Total Size

Antibiotic res. or selection marker in other species

Antibiotic res. in bacteria

Type of cloning

Restriction enzymes used for cloning

Concentration

Special growth conditions (e.g. E.coli host stain)

Internal/External External

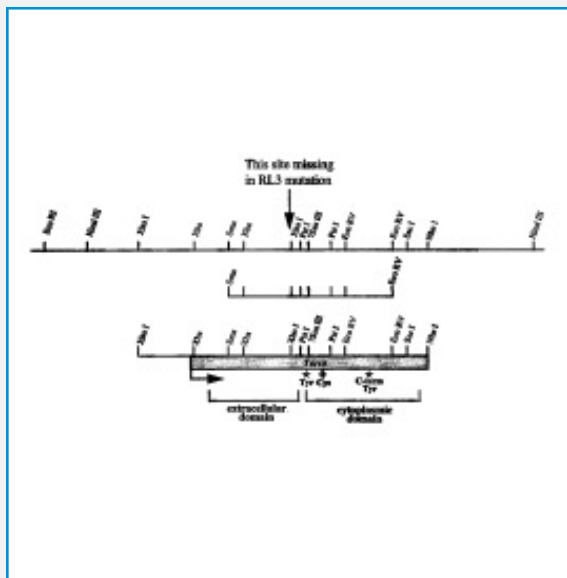
Received From Jordi Cassanova

Generation Date 2/1/1998

Author Christian Ghiglione

Available at Addgene (Link)

Addgene ID



Map Available



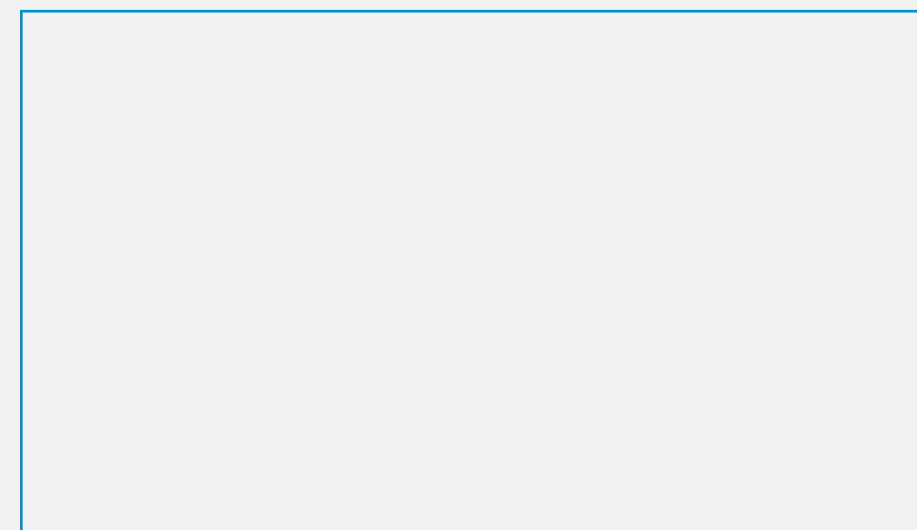
Publication

N/A

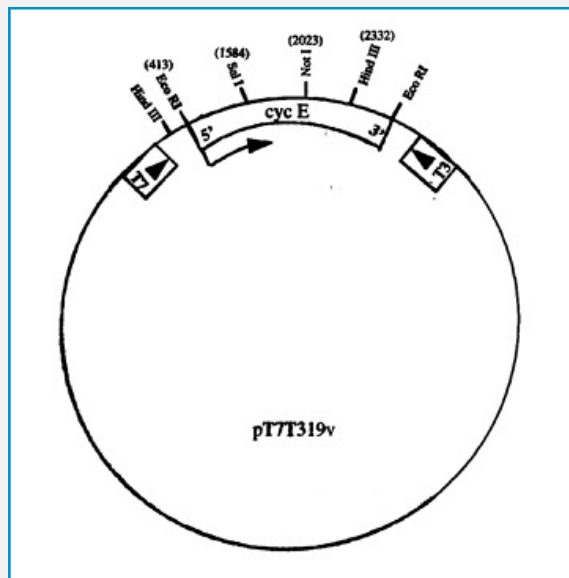
PMID N/A



Comments & Additional Info



Plasmid # 166
Plasmid Name cyclin E (type I)
Insert Name
Size of Insert (kilo-bases) ? 2.3+ kb
Vector Name pT7T319v (Pharmacia)
Size of Vector
Total Size
Antibiotic res. or selection marker in other species
Antibiotic res. in bacteria
Type of cloning
Restriction enzymes used for cloning
Concentration
Special growth conditions (e.g. E.coli host stain)
Internal/External External
Received From Pat O'Farrell
Generation Date 2/1/1998
Author Steven Hou
Available at Addgene (Link)
Addgene ID



Map Available



Publication

Duronio RJ, O'Farrell PH. Developmental control of a G1-S transcriptional program in Drosophila. Development. 1994 Jun;120(6):1503-15.

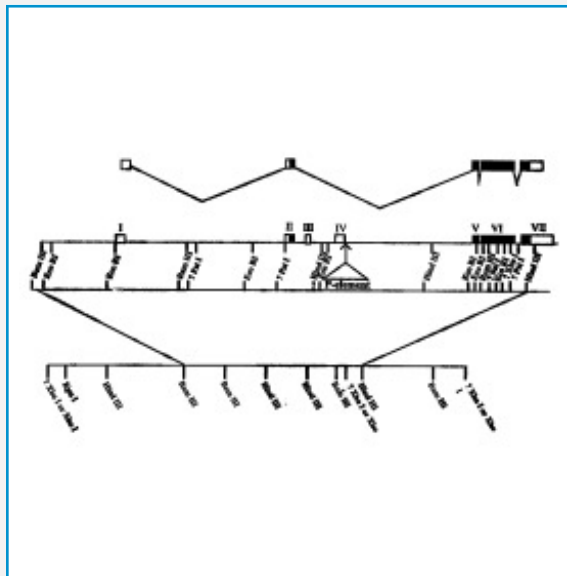
PMID 8050359



Comments & Additional Info

"T52CP"

Plasmid # 167
Plasmid Name twins (arr) DPR55-I
Insert Name
Size of Insert (kilo-bases)
Vector Name pNB40
Size of Vector
Total Size
Antibiotic res. or selection marker in other species
Antibiotic res. in bacteria Ampicillin
Type of cloning
Restriction enzymes used for cloning
Concentration
Special growth conditions (e.g. E.coli host stain)
Internal/External External
Received From D. Glover
Generation Date 2/1/1998
Author Erica Selva
Available at Addgene (Link)
Addgene ID




Map Available



Publication

N/A

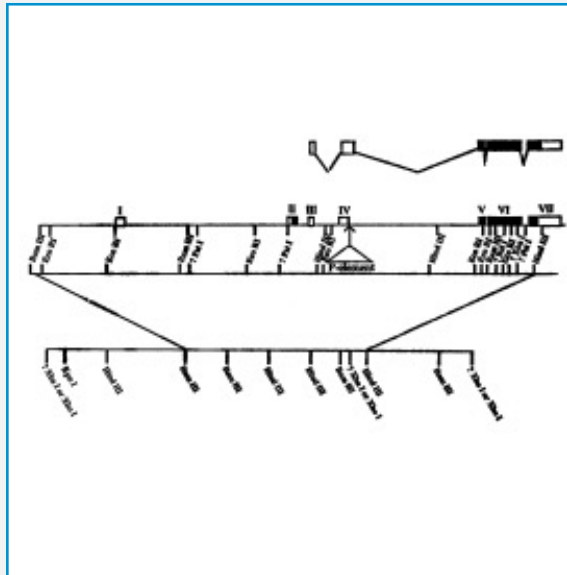
PMID N/A



Comments & Additional Info

This cDNA represents the splice form containing exon 1, 2, V, VI, and VII of the two twin transcripts.

Plasmid # 168
Plasmid Name twins (arr) DPR55-b
Insert Name
Size of Insert (kilo-bases) ? 7+ kb
Vector Name pNB40
Size of Vector
Total Size
Antibiotic res. or selection marker in other species
Antibiotic res. in bacteria Ampicillin
Type of cloning
Restriction enzymes used for cloning
Concentration
Special growth conditions (e.g. E.coli host stain)
Internal/External External
Received From D. Glover
Generation Date 2/1/1998
Author Erica Selva
Available at Addgene (Link)
Addgene ID




Map Available



Publication

N/A

PMID N/A



Comments & Additional Info

This cDNA represents the splice form containing exon 3, 4, V, VI, and VII of the two twin transcripts.

Plasmid # 169

Plasmid Name AP-tag2

Insert Name

Size of Insert (kilo-bases)

Vector Name pCDM8/pcDNA1

Size of Vector

Total Size

Antibiotic res. or selection marker in other species

Antibiotic res. in bacteria

Type of cloning

Restriction enzymes used for cloning

Concentration

Special growth conditions (e.g. E.coli host stain)

Internal/External External

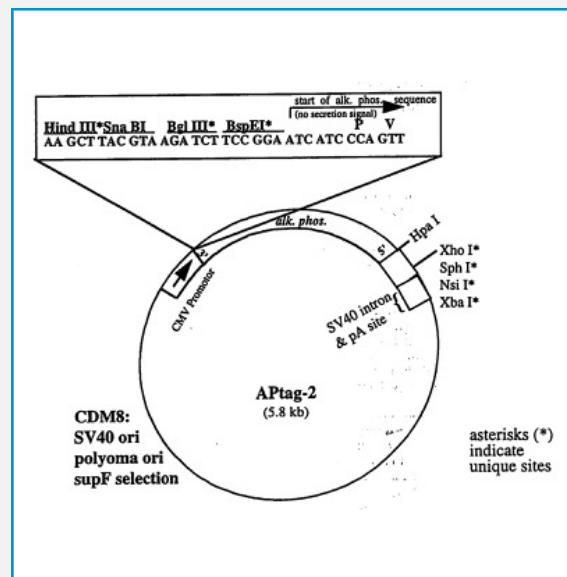
Received From John Flanagan

Generation Date 2/1/1998

Author Inge The

Available at Addgene (Link)

Addgene ID



Map Available



Publication

Cheng HJ, Flanagan JG. Identification and cloning of ELF-1, a developmentally expressed ligand for the Mek4 and Sek receptor tyrosine kinases. Cell. 1994 Oct 7;79(1):157-68.

PMID 7522971



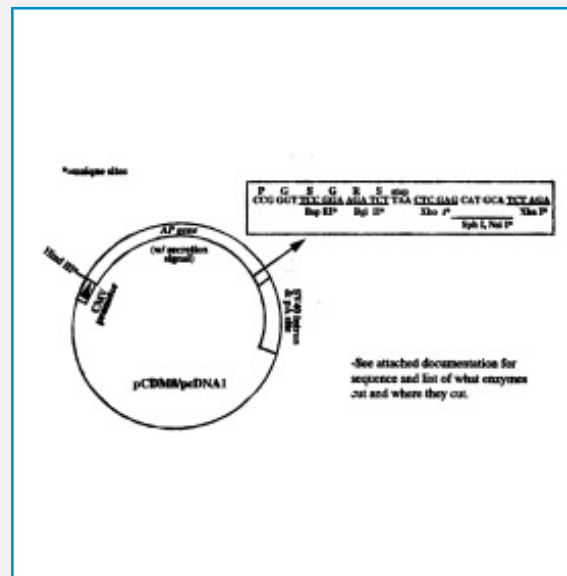
Comments & Additional Info

APtag-2 is designed for fusion of proteins to the C-terminus of AP. Like APTag-4, it permits expression by transient transfection into COS cells. APTag-2 does not contain its own N-terminal signal peptide for secretion. APTag-2 includes: Coding sequence for heat-stable secreted human placental AP. At the N-terminus, the secretion signal has been removed and sites have been introduced to fuse inserted sequences to AP.

Expression, replication, and selection elements from the CDM8/pcDNA 1 vectors. Because of the supF slection marker, THE PLASMID MUST BE GROWN IN THE MC1061/P3 BACTERIAL STRAIN, selecting with Amp (40ug/ml) + Tet (10ug/ml). The fusion plasmid can be transiently transfected into COS cells with DEAE-dextran or Lipofectamine (Gibco/BRL). The progress of AP secretion can then be monitored each day. Change the media after 24 and 48 hrs., then harvest after an additional 4-6 days. About 1-5 ug/ml of fusion protein has been obtained in COS cell supernatants. More recently it has been found that 293T cells may give several fold more protein.

[other AP tag vectors: Flanagan and Leder., (1990) Cell 63:185-194; Flanagan et al., (1991)

Plasmid #	170
Plasmid Name	AP-tag 4
Insert Name	
Size of Insert (kilo-bases)	
Vector Name	pCDM8/pcDNA1
Size of Vector	
Total Size	
Antibiotic res. or selection marker in other species	
Antibiotic res. in bacteria	
Type of cloning	
Restriction enzymes used for cloning	
Concentration	
Special growth conditions (e.g. E.coli host stain)	
Internal/External	External
Received From	John Flanagan
Generation Date	2/1/1998
Author	Inge The
Available at Addgene (Link)	
Addgene ID	



Map Available



Publication

Cheng HJ, Flanagan JG. Identification and cloning of ELF-1, a developmentally expressed ligand for the Mek4 and Sek receptor tyrosine kinases. *Cell*. 1994 Oct 7;79(1):157-68.

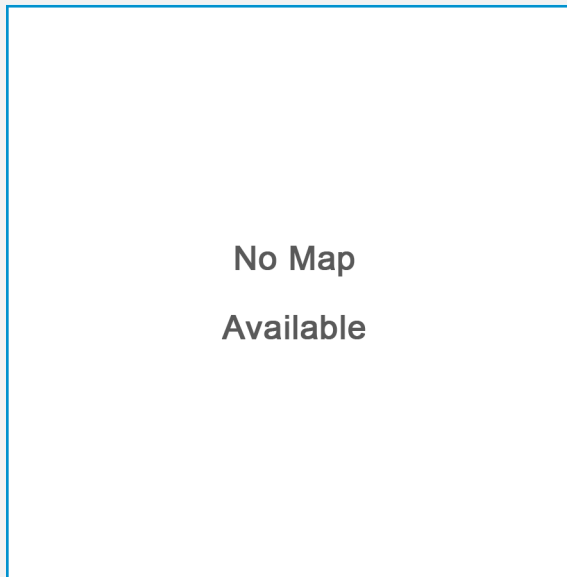
PMID 7522971



Comments & Additional Info

Aptag-4 is designed for fusion of proteins to the C-terminus of AP. Like Aptag-2, it permits expression by transient transfection into COS cells. Aptag-4 (unlike Aptag-2) contains its own N-terminal signal peptide for secretion. Aptag-4 can therefore also be used to produce unfused AP for use as a negative control binding experiments. Aptag-4 includes: Coding sequence for heat-stable secreted human placental AP. At the N-terminus, the secretion signal is intact. At the C-terminus, the 5' end of an insert can be ligated to the BspEI or BglII sites of the vector to give a fusion protein. The 3' end of the insert can be ligated to the XhoI, NsiI or XbaI sites of Aptag-4. Expression, replication and selection elements from the CDM8/pcDNA1 vectors. Because of the supF selection marker, THE PLASMID MUST BE GROWN IN THE MC1061/P3 BACTERIAL STRAIN, selecting with Amp (40ug/ml) + Tet (10ug/ml). The fusion plasmid can be transiently transfected into COS cells with DEAE-dextran or Lipofectamine (Gibco/BRL). The progress of AP secretion can then be monitored each day. Change the media after 24 and 48 hrs., then harvest after an additional 4-6 days. About 1-5 ug/ml of fusion protein has been obtained in COS cell supernatants. More recently it has been found that 293T cells may give several fold more protein. [other AP tag vectors: Flanagan and Leder., (1990) *Cell* 63:185-194; Flanagan et al., (1991) *Cell* 63:1405-1407; Cheng et al., (1994) *J Biol Chem* 269:15747-15752; Cheng et al., (1994) *J Biol Chem* 269:15753-15756]

Plasmid # 171
Plasmid Name tinman cDNA
Insert Name
Size of Insert (kilo-bases)
Vector Name pNB40
Size of Vector
Total Size
Antibiotic res. or selection marker in other species
Antibiotic res. in bacteria Ampicillin
Type of cloning
Restriction enzymes used for cloning
Concentration
Special growth conditions (e.g. E.coli host stain)
Internal/External External
Received From Manfred Frasch
Generation Date 3/1/1998
Author Inge The
Available at Addgene (Link)
Addgene ID




Map Available



Publication

N/A

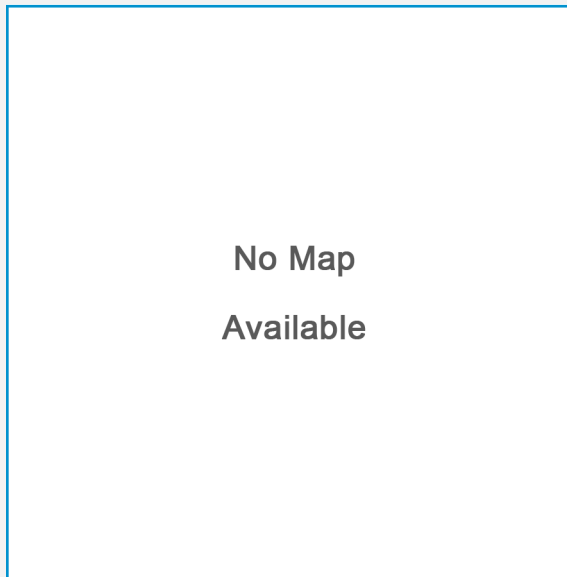
PMID N/A



Comments & Additional Info

5' cloning site = Hind III; 3' cloning site = EcoRI. ? antisense probes, cut with Hind III to linearize and transcribe with T7 (Please note that this is a guess and it may not work).

Plasmid # 172
Plasmid Name bagpipe cDNA
Insert Name
Size of Insert (kilo-bases)
Vector Name pGEM1
Size of Vector 2865
Total Size
Antibiotic res. or selection marker in other species
Antibiotic res. in bacteria Ampicillin
Type of cloning
Restriction enzymes used for cloning
Concentration
Special growth conditions (e.g. E.coli host stain)
Internal/External External
Received From Manfred Frasch
Generation Date 3/1/1998
Author Inge The
Available at Addgene (Link)
Addgene ID



Map Available



Publication

N/A

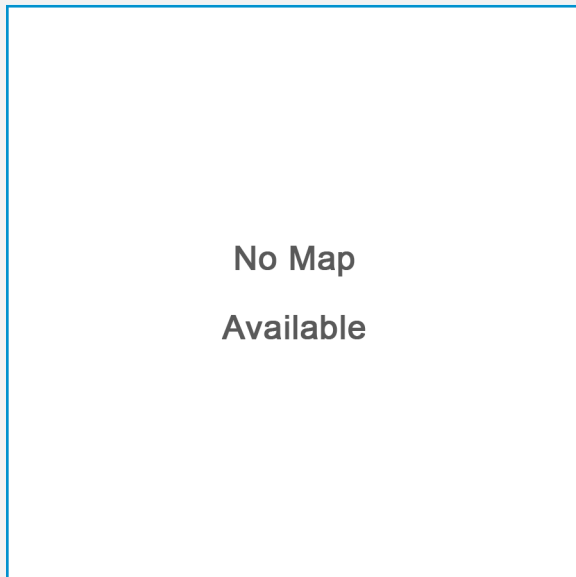
PMID N/A



Comments & Additional Info

5' cloning site = Hind III; 3' cloning site = EcoRI. For antisense probes, linearize with Hind III and transcribe with T7 RNA polymerase.

Plasmid # 173
Plasmid Name glass cDNA
Insert Name
Size of Insert (kilo-bases)
Vector Name Bluescript
Size of Vector 3000
Total Size
Antibiotic res. or selection marker in other species
Antibiotic res. in bacteria Ampicillin
Type of cloning
Restriction enzymes used for cloning
Concentration
Special growth conditions (e.g. E.coli host stain)
Internal/External External
Received From ???
Generation Date 3/1/1998
Author Inge The
Available at Addgene (Link)
Addgene ID




Map Available



Publication

N/A

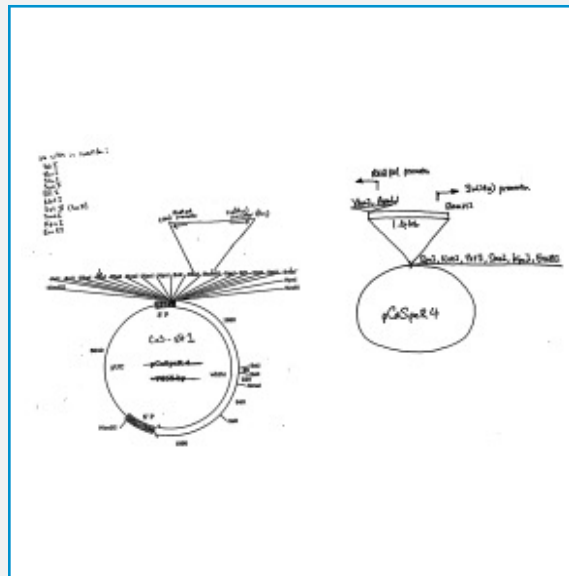
PMID N/A



Comments & Additional Info

3.0 kb cDNA cloned into EcoRI site. Vector + flanking =4.0 kb; ORF = 2.2kb.

Plasmid # 174
Plasmid Name RNA polymerase promotor pCaS-sHI
Insert Name
Size of Insert (kilo-bases)
Vector Name pCaSpeR-4
Size of Vector 7855
Total Size
Antibiotic res. or selection marker in other species
Antibiotic res. in bacteria Ampicillin
Type of cloning
Restriction enzymes used for cloning
Concentration
Special growth conditions (e.g. E.coli host stain)
Internal/External External
Received From Doug Harrison
Generation Date 4/1/1997
Author Willis Li
Available at Addgene (Link)
Addgene ID



Map Available



Publication

Harrison et al. The RNA polymerase II 15-kilodalton subunit is essential for viability in *Drosophila melanogaster*. *Mol Cell Biol.* 1992 Mar;12(3):928-35.


PMID 1545824



Comments & Additional Info

Restriction sites indicated are unique.

Plasmid # 175
Plasmid Name gooseberry-distal
Insert Name
Size of Insert (kilo-bases)
Vector Name Bluescript
Size of Vector 3000
Total Size
Antibiotic res. or selection marker in other species
Antibiotic res. in bacteria Ampicillin
Type of cloning
Restriction enzymes used for cloning
Concentration
Special growth conditions (e.g. E.coli host stain)
Internal/External External
Received From S. Cote
Generation Date 9/1/1998
Author Armen Manoukian
Available at Addgene (Link)
Addgene ID



Map Available



Publication

Cote et al. The gooseberry-zipper region of Drosophila: five genes encode different spatially restricted transcripts in the embryo. EMBO J. 1987 Sep;6 (9):2793-801.

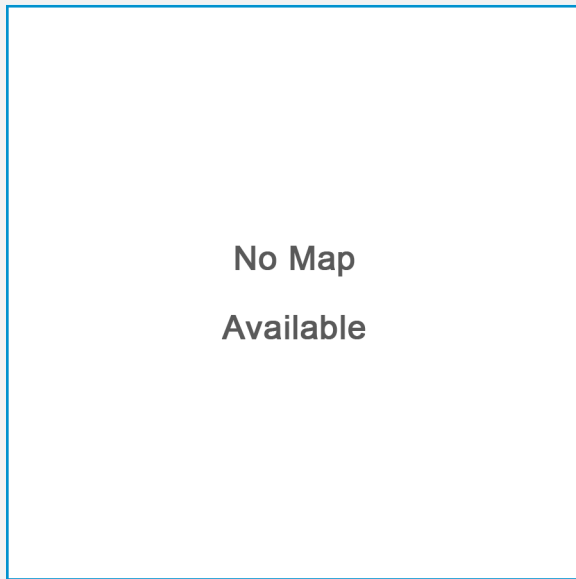
PMID 16453795



Comments & Additional Info

This is the 3'UTR of gsb-d (Cote et al. 1987) which can be used to detect gsb and not gsb-n (following terminology of Gutjahr et al., [1993]. Dev. 118: 21-31). See Manoukian and Krause [1992]. Genes and Dev. 6:1740-1751 for methods for methods of simultaneous detection of protein and DIG labelled probes.

Plasmid # 176
Plasmid Name dpp
Insert Name
Size of Insert (kilo-bases)
Vector Name pNB40
Size of Vector
Total Size
Antibiotic res. or selection marker in other species
Antibiotic res. in bacteria Ampicillin
Type of cloning
Restriction enzymes used for cloning
Concentration
Special growth conditions (e.g. E.coli host stain)
Internal/External External
Received From ???
Generation Date 1/1/1999
Author Beth Stronach
Available at Addgene (Link)
Addgene ID




Map Available



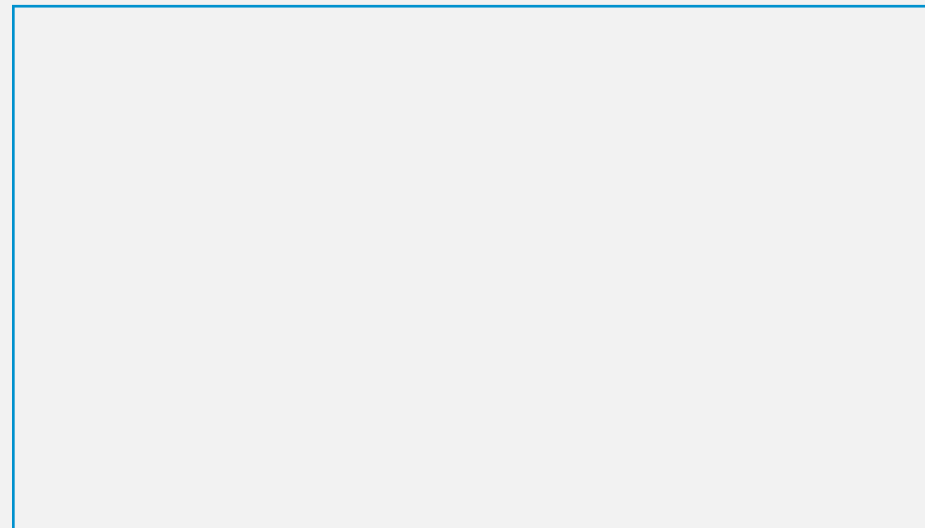
Publication

N/A

PMID N/A



Comments & Additional Info



Plasmid # 177

Plasmid Name smoothed

Insert Name

Size of Insert (kilo-bases)

Vector Name Bluescript KS

Size of Vector 3000

Total Size

Antibiotic res. or selection marker in other species

Antibiotic res. in bacteria Ampicillin

Type of cloning

Restriction enzymes used for cloning

Concentration

Special growth conditions (e.g. E.coli host stain)

Internal/External External


Received From Marcel van den Heuvel

Generation Date 1/1/1999

Author Inge The

Available at Addgene (Link)

Addgene ID




Map Available



Publication

N/A


PMID N/A



Comments & Additional Info


see EMBL accession # 91682 for sequence. The full-length cDNA was cloned as a Sal I / Xho I fragment (these sites have been added at the 5' and 3' ends).

Plasmid # 178
Plasmid Name hs-tout velou (ttv)
Insert Name
Size of Insert (kilo-bases) 3.7
Vector Name pCaSpeR-HS
Size of Vector 8780
Total Size
Antibiotic res. or selection marker in other species
Antibiotic res. in bacteria Ampicillin
Type of cloning
Restriction enzymes used for cloning
Concentration
Special growth conditions (e.g. E.coli host stain)
Internal/External Internal - NP
Received From Yohanns Bellaiche
Generation Date 1/1/1999
Author Inge The
Available at Addgene (Link) <https://www.addgene.org/37379/>
Addgene ID 37379



Map Available


<http://genepath.med.harvard.edu/~perrimon/plasmidmaps/p178.pdf>



Publication

Bellaiche et al. Tout-velou is a Drosophila homologue of the putative tumour suppressor EXT-1 and is needed for Hh diffusion. Nature. 1998 Jul 2;394 (6688):85-8.

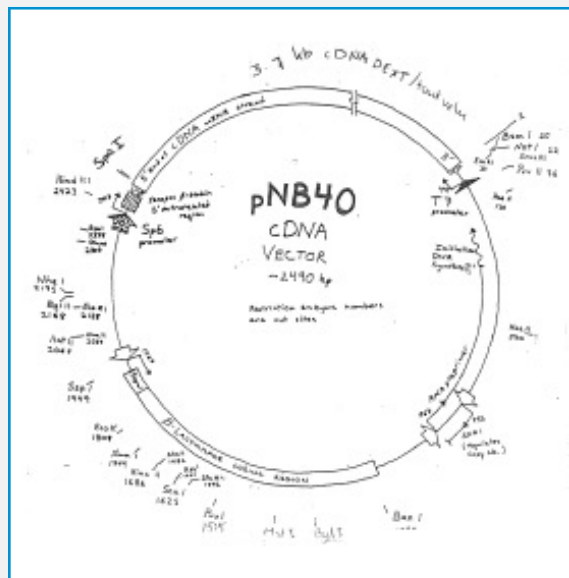
PMID 9665133



Comments & Additional Info

Tout velou was cloned into the HpaI/NotI site of pCasPeR-hs by digesting cDNA (see #179) with SpeI, and blunting this site, and digested with NotI. pCaSpeR-hs contains the hsp70 promoter and 5' leader along with the HSP70 3' region derived from pHT4. Inserted between these segments is a polylinker with seven unique restriction sites that can be used for inserting open reading frames.

Plasmid # 179
Plasmid Name pNB-tout velou (ttv)
Insert Name
Size of Insert (kilo-bases) 3.7
Vector Name pNB40
Size of Vector
Total Size
Antibiotic res. or selection marker in other species
Antibiotic res. in bacteria Ampicillin
Type of cloning
Restriction enzymes used for cloning
Concentration
Special growth conditions (e.g. E.coli host stain)
Internal/External Internal - NP
Received From Yohanns Bellaiche
Generation Date 1/1/1999
Author Inge The
Available at Addgene (Link) <https://www.addgene.org/37401/>
Addgene ID 37401



Map Available

<http://genepath.med.harvard.edu/~perrimon/plasmidmaps/p179.pdf>

Publication

Bellaiche et al. Tout-velu is a Drosophila homologue of the putative tumour suppressor EXT-1 and is needed for Hh diffusion. *Nature*. 1998 Jul 2;394(6688):85-8.

PMID 9665133

Comments & Additional Info

No Additional Documents
Available

Plasmid # 180

Plasmid Name creb 2a

Insert Name

Size of Insert (kilo-bases)

Vector Name ???

Size of Vector

Total Size

Antibiotic res. or selection marker in other species

Antibiotic res. in bacteria

Type of cloning

Restriction enzymes used for cloning

Concentration

Special growth conditions (e.g. E.coli host stain)

Internal/External External

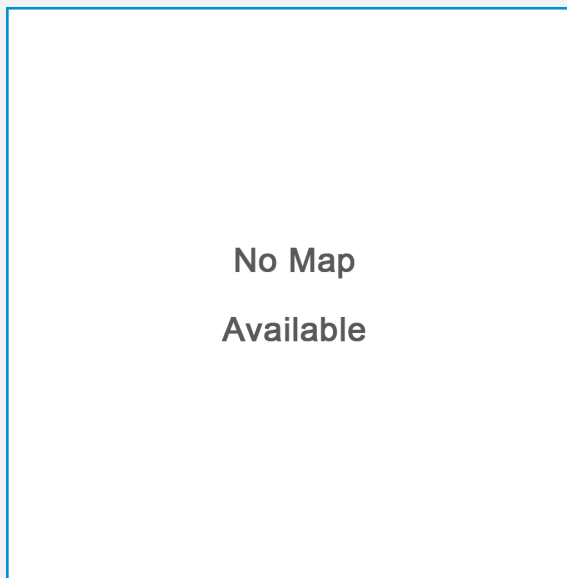
Received From Martin Zeidler

Generation Date 1/1/1999

Author Martin Zeidler

Available at Addgene (Link)

Addgene ID



Map Available



Publication

N/A

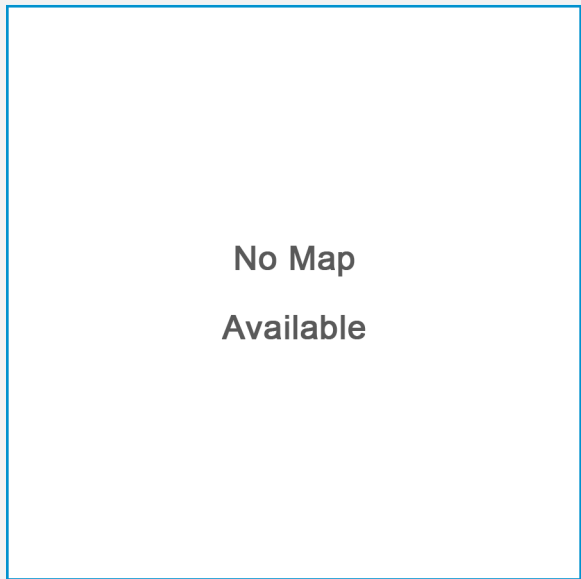
PMID N/A



Comments & Additional Info

Martin has confirmed that this is, in fact, CREB 2A.

Plasmid # 181
Plasmid Name D presenilin1
Insert Name
Size of Insert (kilo-bases)
Vector Name Bluescript
Size of Vector 3000
Total Size
Antibiotic res. or selection marker in other species
Antibiotic res. in bacteria Ampicillin
Type of cloning
Restriction enzymes used for cloning
Concentration
Special growth conditions (e.g. E.coli host stain)
Internal/External External
Received From ?Gabrielle Boulianne
Generation Date 4/1/1999
Author Dean Hartley
Available at Addgene (Link)
Addgene ID




Map Available



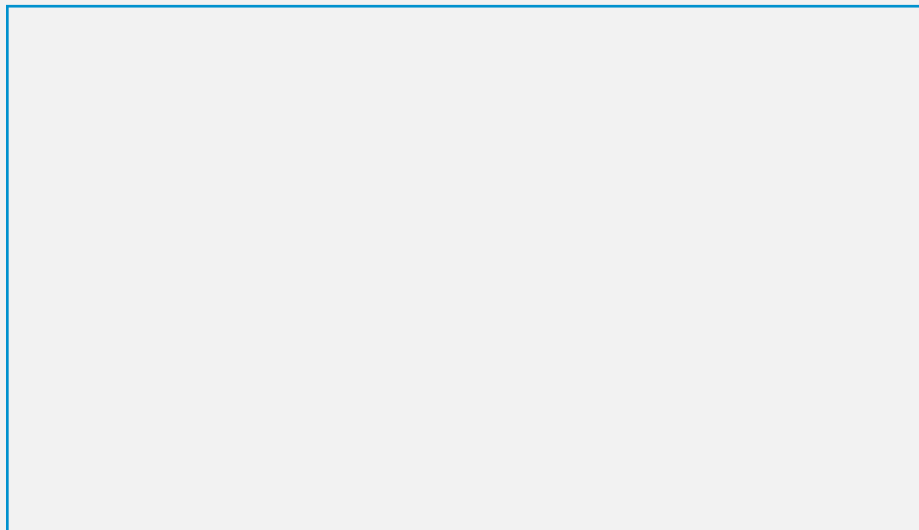
Publication

N/A

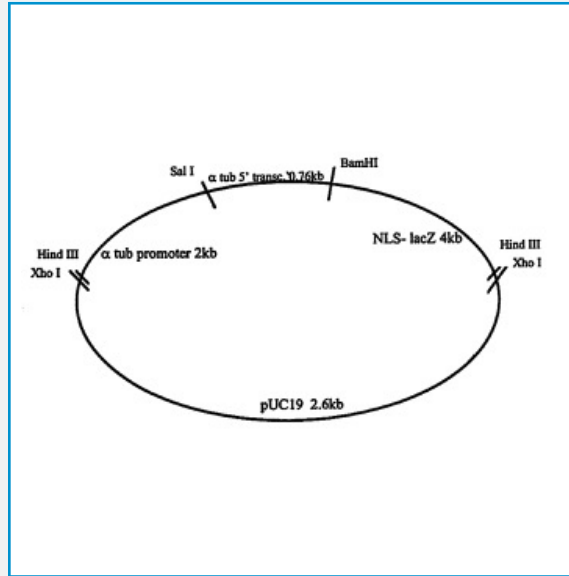
PMID N/A



Comments & Additional Info



Plasmid # 182
Plasmid Name alpha-tubulin1-NLS
Insert Name
Size of Insert (kilo-bases)
Vector Name pUC19
Size of Vector 2686
Total Size
Antibiotic res. or selection marker in other species
Antibiotic res. in bacteria Ampicillin
Type of cloning
Restriction enzymes used for cloning
Concentration
Special growth conditions (e.g. E.coli host stain)
Internal/External External
Received From Unknown
Generation Date 1/1/1998
Author Doug Harrison
Available at Addgene (Link)
Addgene ID




Map Available



Publication

Harrison DA, Perrimon N. Simple and efficient generation of marked clones in *Drosophila*. *Curr Biol*. 1993 Jul 1;3(7):424-33.

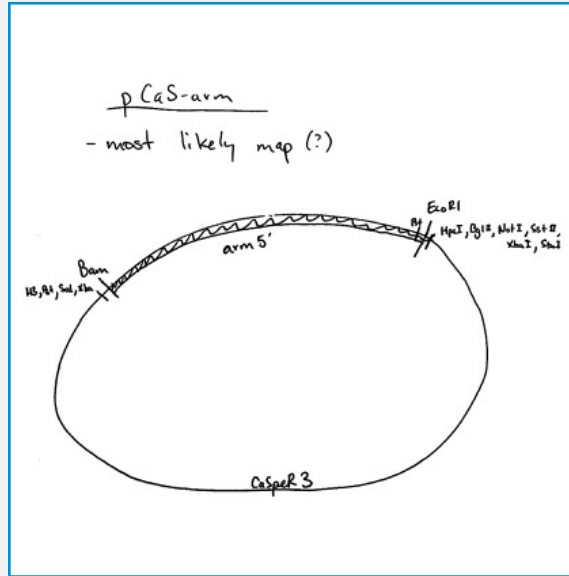
PMID 15335709



Comments & Additional Info

6.76 kb total (alpha-tub promoter=2 kb; alpha-tub 5' transc.=0.76; NLS-lacz=4kb)

Plasmid # 183
Plasmid Name pCaS-arm promotor
Insert Name
Size of Insert (kilo-bases)
Vector Name pCaSpeR-3
Size of Vector 7815
Total Size
Antibiotic res. or selection marker in other species
Antibiotic res. in bacteria Ampicillin
Type of cloning
Restriction enzymes used for cloning
Concentration
Special growth conditions (e.g. E.coli host stain)
Internal/External External
Received From Unknown
Generation Date 1/1/1998
Author Doug Harrison
Available at Addgene (Link)
Addgene ID



Map Available

No Publication PDF Available

Publication

N/A

PMID N/A

No Additional Documents Available

Comments & Additional Info

arm 5' promotor and transcribed /UTR region inserted into Bam/EcoRI of CaSpeRS.

Plasmid # 184

Plasmid Name pCaS-Rp1 promotor

Insert Name

Size of Insert (kilo-bases)

Vector Name ? pCaSpeR-4

Size of Vector 7855

Total Size

Antibiotic res. or selection marker in other species

Antibiotic res. in bacteria Ampicillin

Type of cloning

Restriction enzymes used for cloning

Concentration

Special growth conditions (e.g. E.coli host stain)

Internal/External External

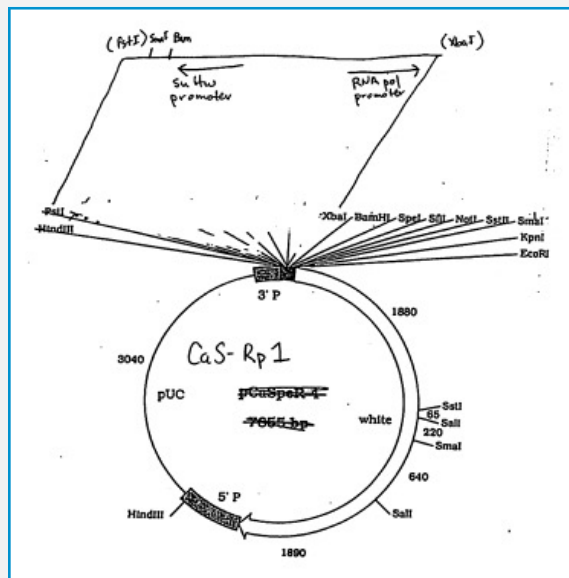
Received From Unknown

Generation Date 1/1/1998

Author Doug Harrison

Available at Addgene (Link)

Addgene ID



Map Available

No Publication PDF Available

Publication

N/A

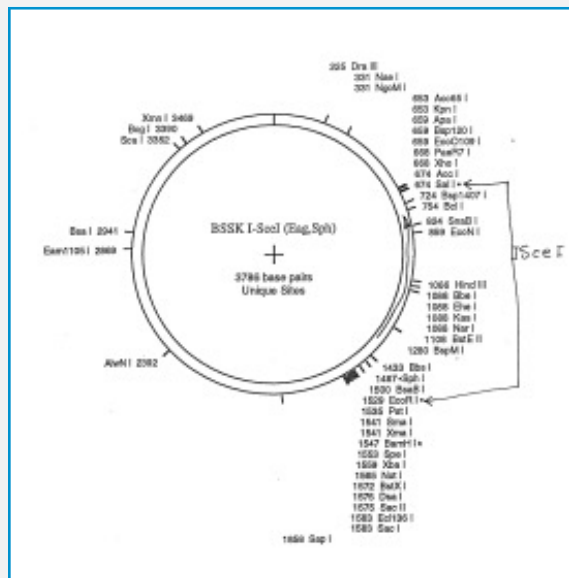
PMID N/A

No Additional Documents Available

Comments & Additional Info

Pst I/Xba I fragment containing part of the Su(Hw) promoter [on the Pst I end of the insert] and the RNA polymerase promoter [on the Xba I end of the insert]. In the insert there are no Xba I, Stu I, Spe I, Sfi I, Not I, Sst II (Sac II), Kpn I, or Eco RI sites.

Plasmid # 185
Plasmid Name b-tubulin 3 nucl. loc. signal-Sce
Insert Name
Size of Insert (kilo-bases)
Vector Name Bluescript SK
Size of Vector 3000
Total Size
Antibiotic res. or selection marker in other species
Antibiotic res. in bacteria Ampicillin
Type of cloning
Restriction enzymes used for cloning
Concentration
Special growth conditions (e.g. E.coli host stain)
Internal/External Internal - NP
Received From Yohanns Bellaiche
Generation Date 4/1/1999
Author Vladic Mogila
Available at Addgene (Link)
Addgene ID



Map Available

<http://genepath.med.harvard.edu/~perrimon/plasmidmaps/p185.pdf>




Publication

Bellaiche Y, Mogila V, Perrimon N. I-SceI endonuclease, a new tool for studying DNA double-strand break repair mechanisms in Drosophila. *Genetics*. 1999 Jul;152(3):1037-44.

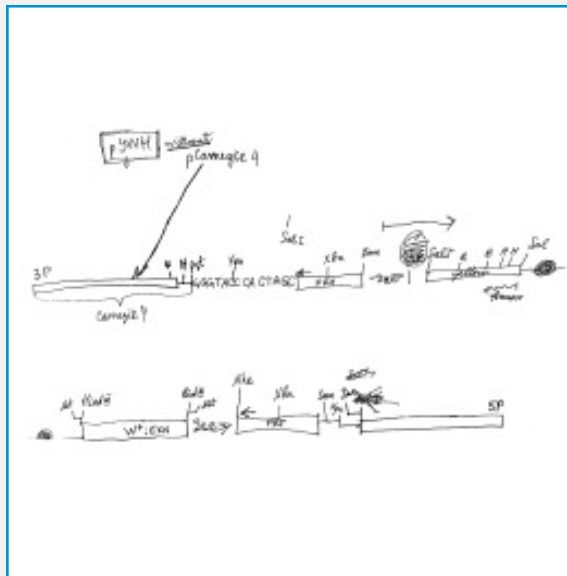
PMID 10388822



Comments & Additional Info



Plasmid # 186
Plasmid Name pYWH
Insert Name
Size of Insert (kilo-bases)
Vector Name Bluescript SK+
Size of Vector 3000
Total Size
Antibiotic res. or selection marker in other species
Antibiotic res. in bacteria Ampicillin
Type of cloning
Restriction enzymes used for cloning
Concentration
Special growth conditions (e.g. E.coli host stain)
Internal/External Internal - NP
Received From Yohanns Bellaiche
Generation Date 4/1/1999
Author Vladic Mogila
Available at Addgene (Link)
Addgene ID



Map Available

<http://genepath.med.harvard.edu/~perrimon/plasmidmaps/p186.pdf>

Publication

N/A

PMID N/A

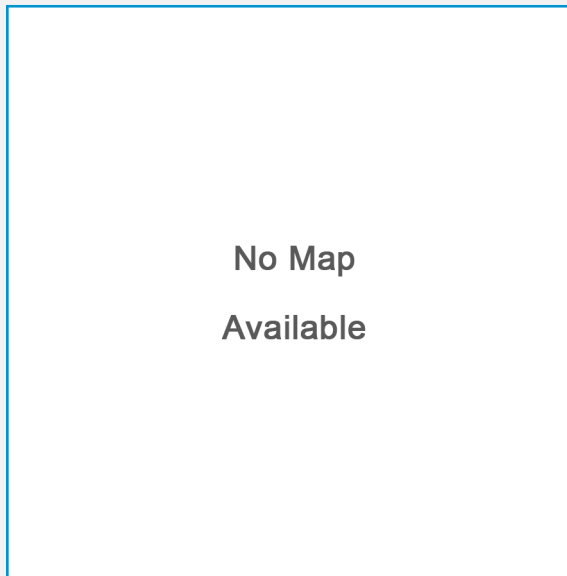
No Publication PDF Available



Comments & Additional Info

A large empty rectangular box with a blue border, intended for comments and additional information.

Plasmid # 187
Plasmid Name UAS-upd
Insert Name
Size of Insert (kilo-bases)
Vector Name pUAST
Size of Vector 8904
Total Size
Antibiotic res. or selection marker in other species
Antibiotic res. in bacteria Ampicillin
Type of cloning
Restriction enzymes used for cloning
Concentration
Special growth conditions (e.g. E.coli host stain)
Internal/External Internal - NP
Received From Doug Harrison
Generation Date 1/1/1999
Author Doug Harrison
Available at Addgene (Link)
Addgene ID



Map Available



Publication

Unpublished

PMID N/A



Comments & Additional Info

No information provided

Plasmid # 188
Plasmid Name hs-upd
Insert Name
Size of Insert (kilo-bases)
Vector Name pCaSpeR-hs
Size of Vector 8780
Total Size
Antibiotic res. or selection marker in other species
Antibiotic res. in bacteria Ampicillin
Type of cloning
Restriction enzymes used for cloning
Concentration
Special growth conditions (e.g. E.coli host stain)
Internal/External Internal - NP
Received From Doug Harrison
Generation Date 1/1/1999
Author Doug Harrison
Available at Addgene (Link)
Addgene ID




Map Available



Publication

Unpublished

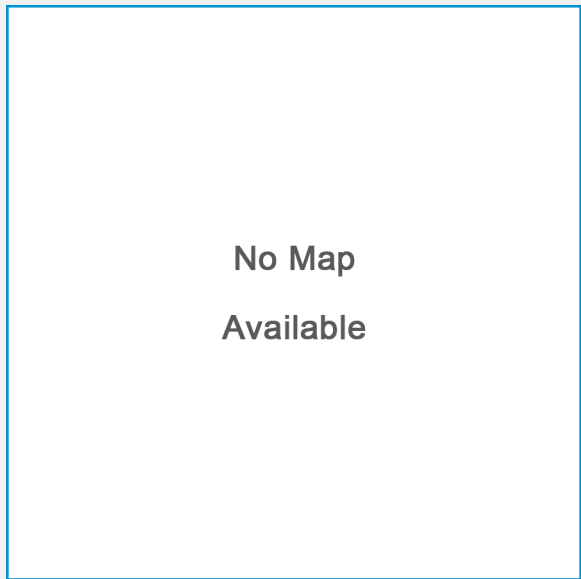
PMID N/A



Comments & Additional Info

No information provided

Plasmid # 189
Plasmid Name UAS-wnt4
Insert Name
Size of Insert (kilo-bases)
Vector Name pUAST
Size of Vector 8904
Total Size
Antibiotic res. or selection marker in other species
Antibiotic res. in bacteria Ampicillin
Type of cloning
Restriction enzymes used for cloning
Concentration
Special growth conditions (e.g. E.coli host stain)
Internal/External m
Received From Betsy Wilder
Generation Date 9/1/1999
Author Betsy Wilder
Available at Addgene (Link)
Addgene ID




Map Available



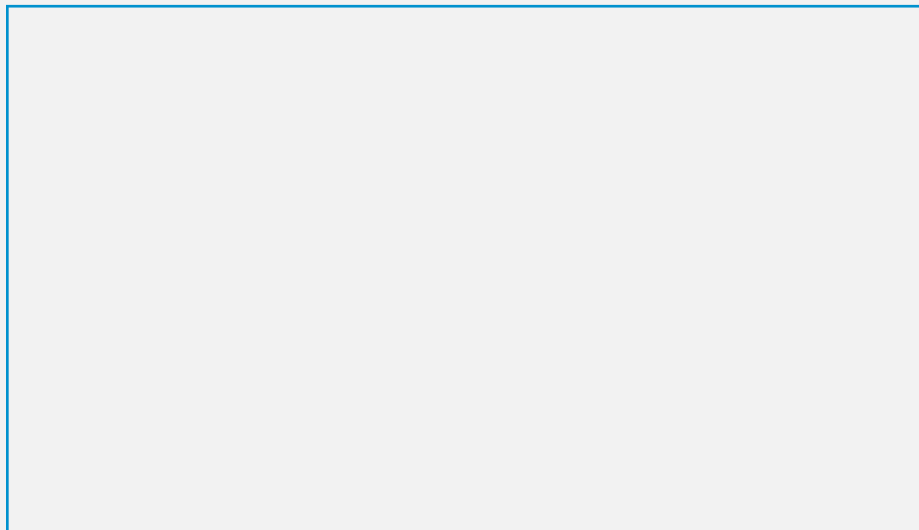
Publication

N/A

PMID N/A



Comments & Additional Info



Plasmid # 190
Plasmid Name yellow (genomic)
Insert Name
Size of Insert (kilo-bases) 12
Vector Name PUC-hs-neo

Size of Vector
Total Size
Antibiotic res. or selection marker in other species
Antibiotic res. in bacteria

Type of cloning
Restriction enzymes used for cloning
Concentration

Special growth conditions (e.g. E.coli host stain)

Internal/External External
Received From Unknown
Generation Date 4/1/1999

Author Tim (somebody-ask NP)
Available at Addgene (Link)
Addgene ID




Map Available



Publication

N/A

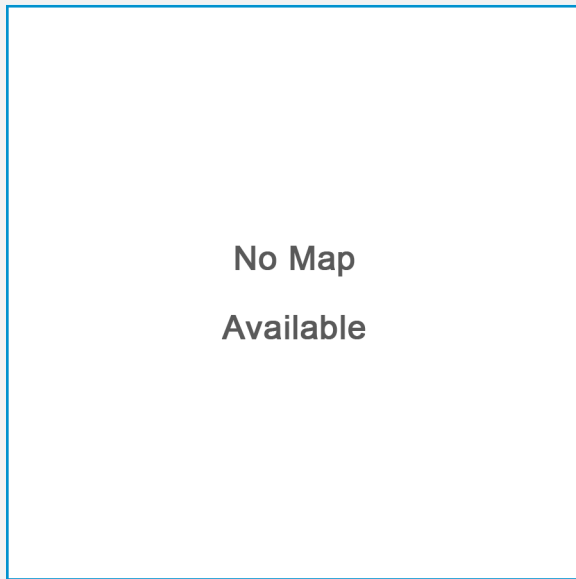
PMID N/A



Comments & Additional Info

12 kb Sal/EcoRI genomic fragment

Plasmid # 191
Plasmid Name Dax3
Insert Name
Size of Insert (kilo-bases)
Vector Name ???
Size of Vector
Total Size
Antibiotic res. or selection marker in other species
Antibiotic res. in bacteria
Type of cloning
Restriction enzymes used for cloning
Concentration
Special growth conditions (e.g. E.coli host stain)
Internal/External External
Received From ???
Generation Date 4/1/1999
Author ???
Available at Addgene (Link)
Addgene ID




Map Available



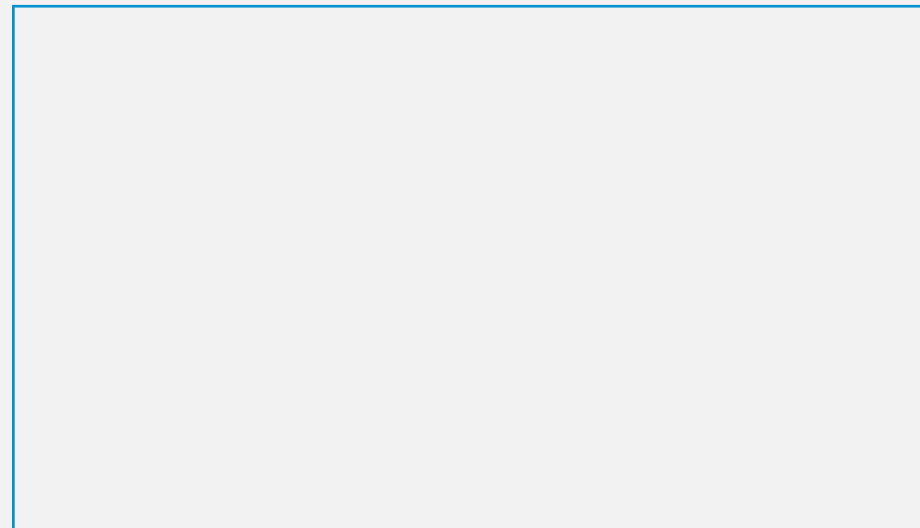
Publication

N/A

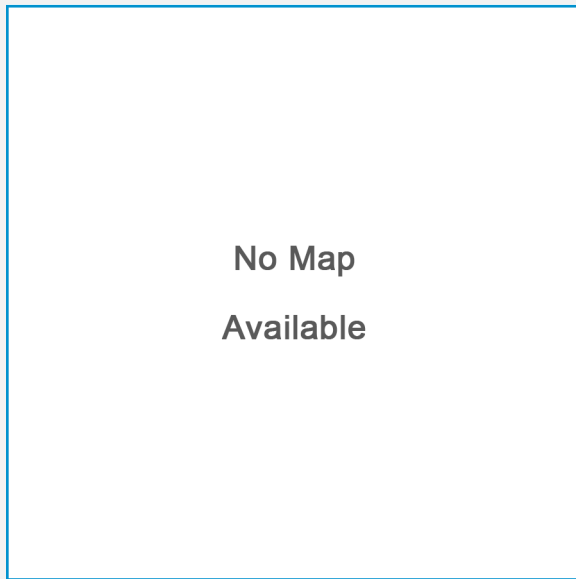
PMID N/A



Comments & Additional Info



Plasmid # 192
Plasmid Name pD-FGF-R1 cDNA
Insert Name
Size of Insert (kilo-bases)
Vector Name ???
Size of Vector
Total Size
Antibiotic res. or selection marker in other species
Antibiotic res. in bacteria
Type of cloning
Restriction enzymes used for cloning
Concentration
Special growth conditions (e.g. E.coli host stain)
Internal/External External
Received From M. Reichman-Fried
Generation Date 1/1/1998
Author M. Reichman-Fried
Available at Addgene (Link)
Addgene ID




Map Available



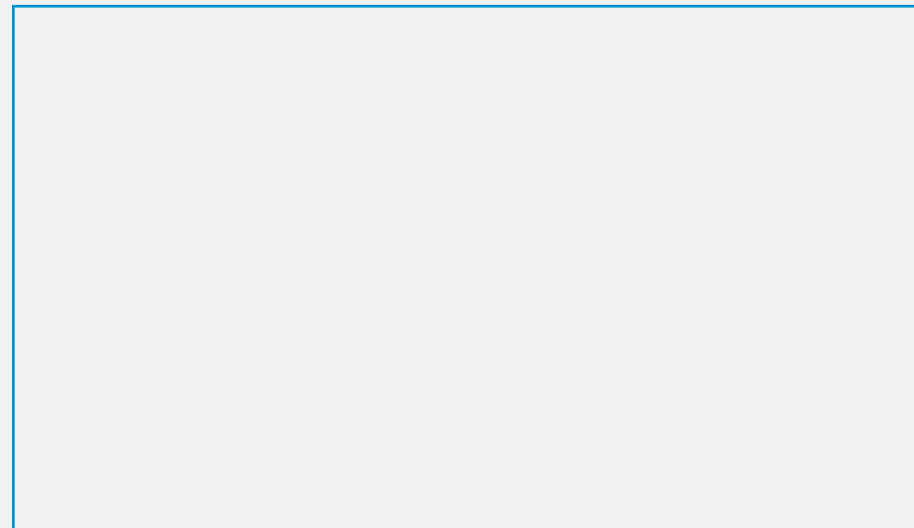
Publication

N/A

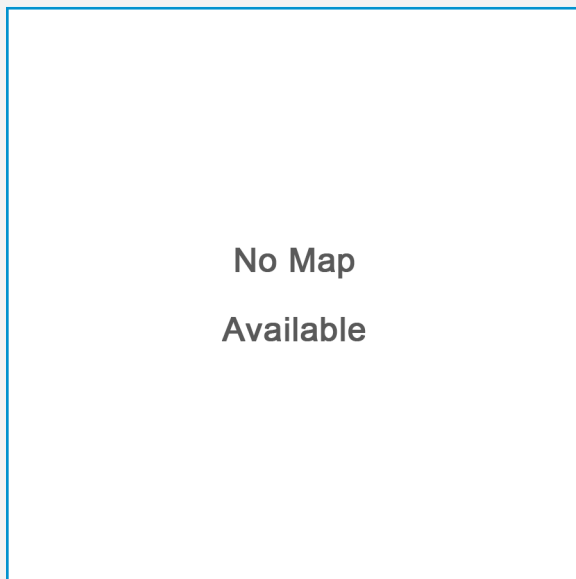
PMID N/A



Comments & Additional Info



Plasmid # 193
Plasmid Name pD-FGF-R1 genomic (11kb)
Insert Name
Size of Insert (kilo-bases)
Vector Name ???
Size of Vector
Total Size
Antibiotic res. or selection marker in other species
Antibiotic res. in bacteria
Type of cloning
Restriction enzymes used for cloning
Concentration
Special growth conditions (e.g. E.coli host stain)
Internal/External External
Received From M. Reichman-Fried
Generation Date 1/1/1998
Author M. Reichman-Fried
Available at Addgene (Link)
Addgene ID




Map Available



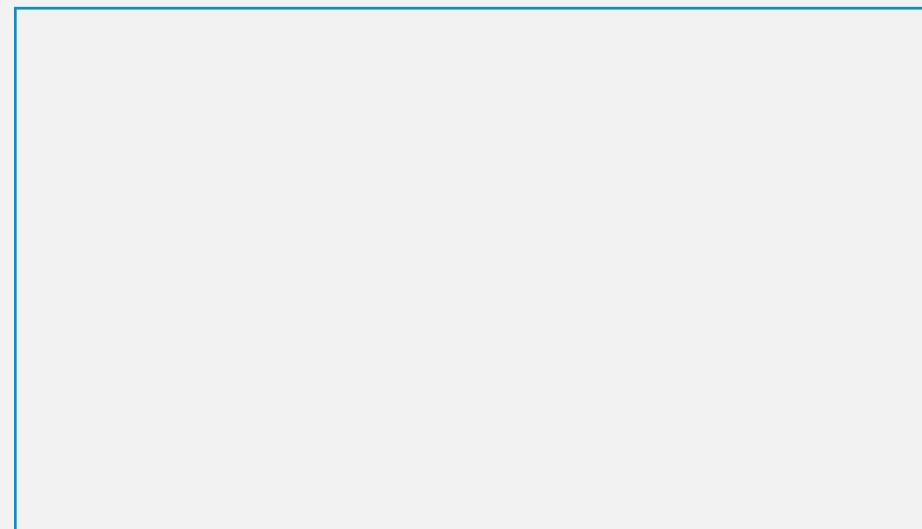
Publication

N/A

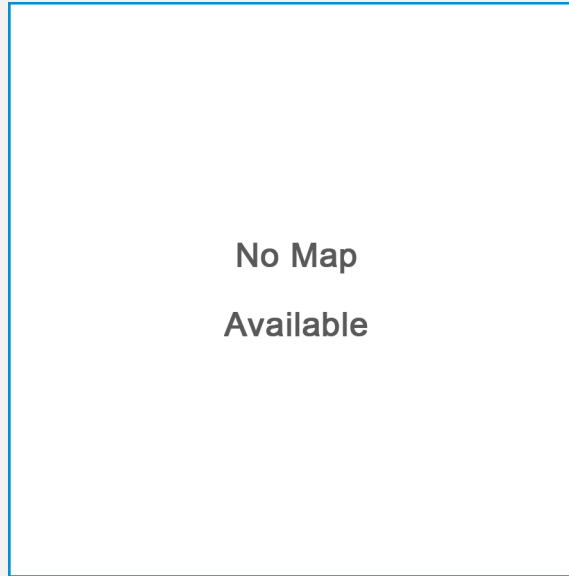
PMID N/A



Comments & Additional Info



Plasmid # 194
Plasmid Name Torso SnabI-NheI in Lit 39
Insert Name
Size of Insert (kilo-bases)
Vector Name pLitmus39 (NEB)
Size of Vector 2817
Total Size
Antibiotic res. or selection marker in other species
Antibiotic res. in bacteria Ampicillin
Type of cloning
Restriction enzymes used for cloning
Concentration
Special growth conditions (e.g. E.coli host stain)
Internal/External Internal - NP
Received From Urte Gayko
Generation Date 5/1/1996
Author Urte Gayko
Available at Addgene (Link)
Addgene ID




Map Available



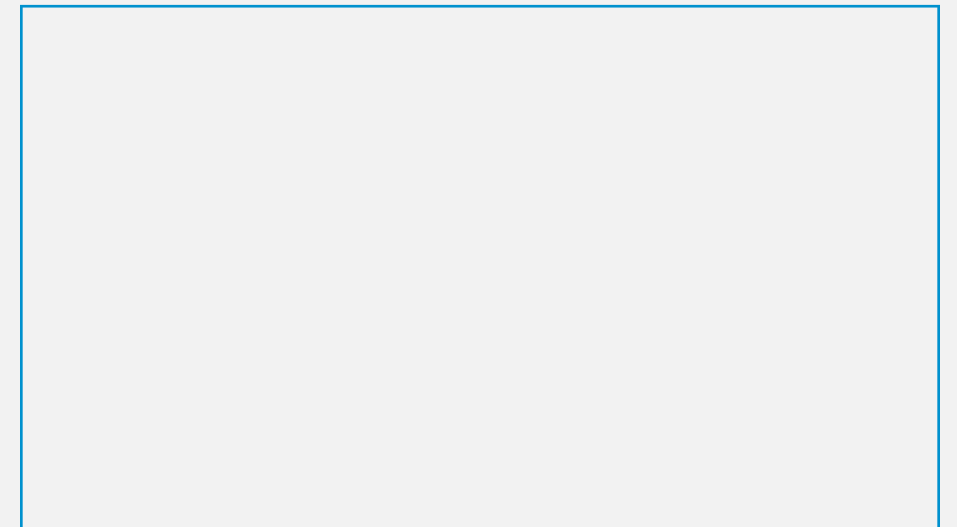
Publication

Gayko et al. Synergistic activities of multiple phosphotyrosine residues mediate full signaling from the Drosophila Torso receptor tyrosine kinase. Proc Natl Acad Sci U S A. 1999 Jan 19;96(2):523-8.

PMID 9892666



Comments & Additional Info



Plasmid # 195
Plasmid Name Torso SnaBI-NheI Y630F in Lit 39
Insert Name
Size of Insert (kilo-bases)
Vector Name pLitmus39 (NEB)
Size of Vector 2817
Total Size
Antibiotic res. or selection marker in other species
Antibiotic res. in bacteria Ampicillin
Type of cloning
Restriction enzymes used for cloning
Concentration
Special growth conditions (e.g. E.coli host stain)
Internal/External Internal - NP
Received From Urte Gayko
Generation Date 5/1/1996
Author Urte Gayko
Available at Addgene (Link)
Addgene ID




Map Available



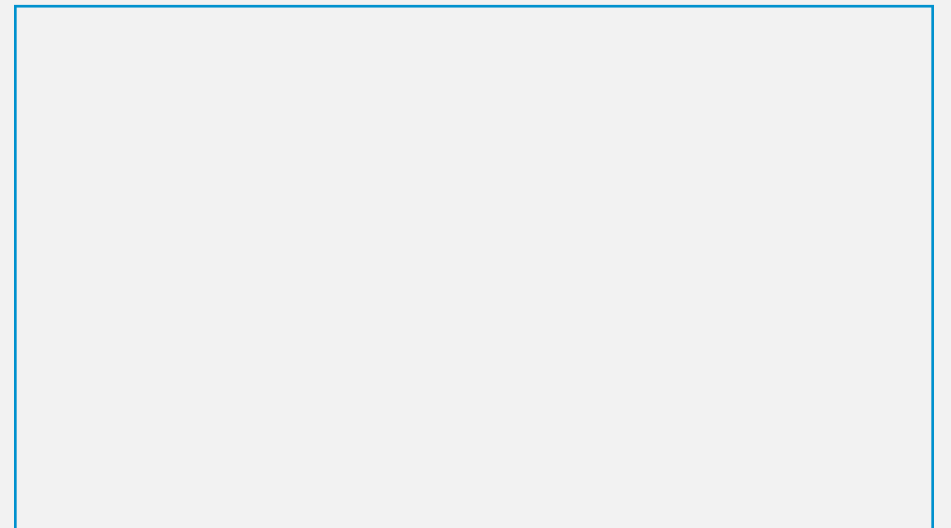
Publication

Gayko et al. Synergistic activities of multiple phosphotyrosine residues mediate full signaling from the Drosophila Torso receptor tyrosine kinase. Proc Natl Acad Sci U S A. 1999 Jan 19;96(2):523-8.

PMID 9892666



Comments & Additional Info



Plasmid # 196

Plasmid Name Torso SnabI-NheI Y630F in Lit 39 (ibid.)

Insert Name

Size of Insert (kilo-bases)

Vector Name pLitmus39 (NEB)

Size of Vector 2817

Total Size

Antibiotic res. or selection marker in other species

Antibiotic res. in bacteria Ampicillin

Type of cloning

Restriction enzymes used for cloning

Concentration

Special growth conditions (e.g. E.coli host stain)

Internal/External Internal - NP

Received From Urte Gayko

Generation Date 5/1/1996

Author Urte Gayko

Available at Addgene (Link)

Addgene ID




Map Available



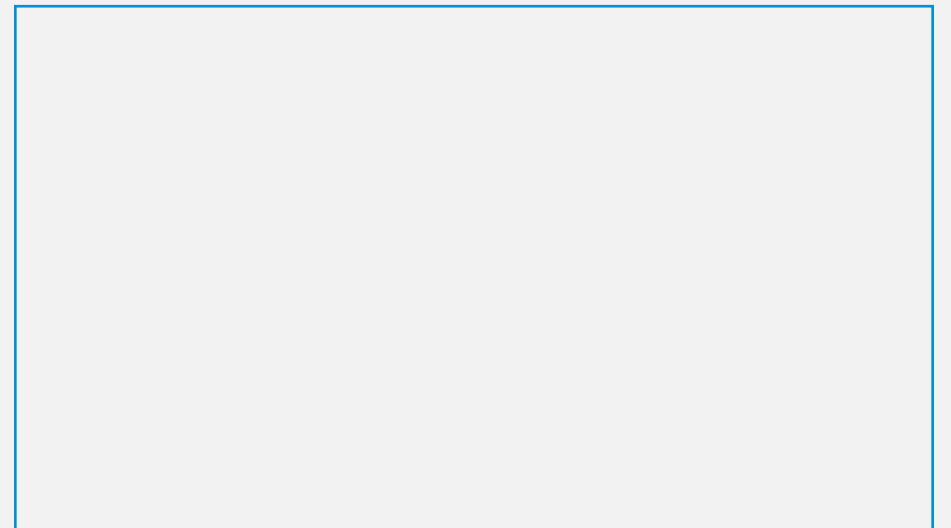
Publication

Gayko et al. Synergistic activities of multiple phosphotyrosine residues mediate full signaling from the Drosophila Torso receptor tyrosine kinase. Proc Natl Acad Sci U S A. 1999 Jan 19;96(2):523-8.

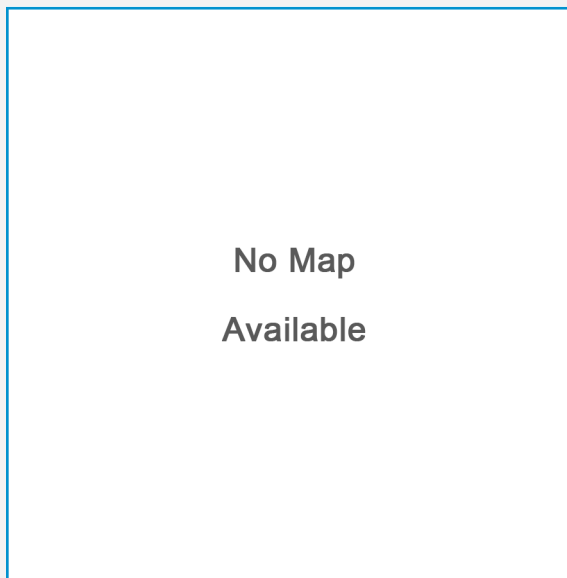
PMID 9892666



Comments & Additional Info



Plasmid # 197
Plasmid Name Torso Y644F in pGEM
Insert Name
Size of Insert (kilo-bases)
Vector Name pGEM
Size of Vector 3000
Total Size
Antibiotic res. or selection marker in other species
Antibiotic res. in bacteria Ampicillin
Type of cloning
Restriction enzymes used for cloning
Concentration
Special growth conditions (e.g. E.coli host stain)
Internal/External Internal - NP
Received From Urte Gayko
Generation Date 5/1/1996
Author Urte Gayko
Available at Addgene (Link)
Addgene ID



Map Available




Publication

Gayko et al. Synergistic activities of multiple phosphotyrosine residues mediate full signaling from the Drosophila Torso receptor tyrosine kinase. Proc Natl Acad Sci U S A. 1999 Jan 19;96(2):523-8.

PMID 9892666




Comments & Additional Info



Plasmid # 198
Plasmid Name Torso Y644F in Lit 39
Insert Name
Size of Insert (kilo-bases)
Vector Name pLitmus39 (NEB)
Size of Vector 2817
Total Size
Antibiotic res. or selection marker in other species
Antibiotic res. in bacteria Ampicillin
Type of cloning
Restriction enzymes used for cloning
Concentration
Special growth conditions (e.g. E.coli host stain)
Internal/External Internal - NP
Received From Urte Gayko
Generation Date 5/1/1996
Author Urte Gayko
Available at Addgene (Link)
Addgene ID




Map Available



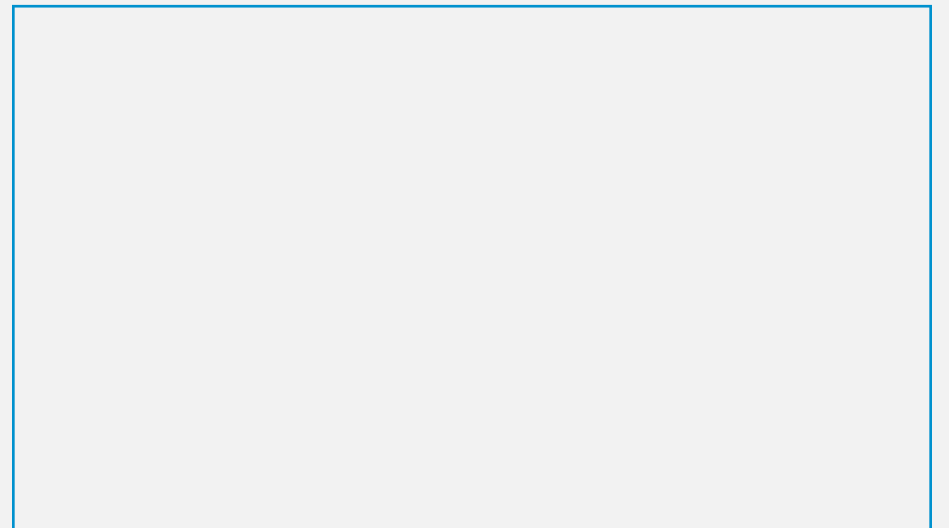
Publication

Gayko et al. Synergistic activities of multiple phosphotyrosine residues mediate full signaling from the Drosophila Torso receptor tyrosine kinase. Proc Natl Acad Sci U S A. 1999 Jan 19;96(2):523-8.

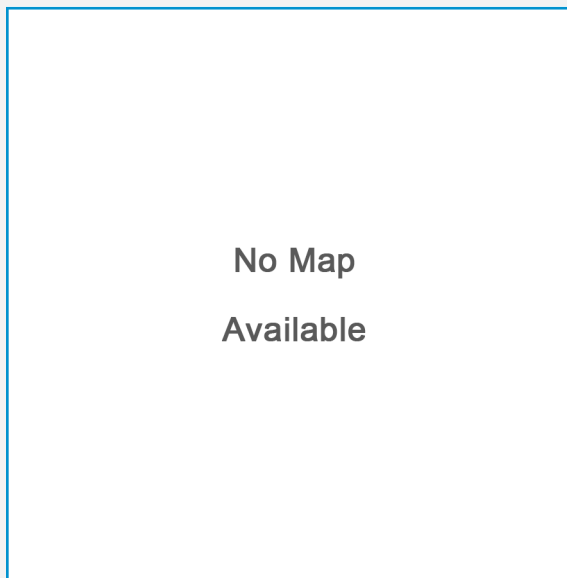
PMID 9892666



Comments & Additional Info



Plasmid # 199
Plasmid Name Torso Y644F in Lit 39 (ibid.)
Insert Name
Size of Insert (kilo-bases)
Vector Name pLitmus39 (NEB)
Size of Vector 2817
Total Size
Antibiotic res. or selection marker in other species
Antibiotic res. in bacteria Ampicillin
Type of cloning
Restriction enzymes used for cloning
Concentration
Special growth conditions (e.g. E.coli host stain)
Internal/External Internal - NP
Received From Urte Gayko
Generation Date 5/1/1996
Author Urte Gayko
Available at Addgene (Link)
Addgene ID



Map Available




Publication

Gayko et al. Synergistic activities of multiple phosphotyrosine residues mediate full signaling from the Drosophila Torso receptor tyrosine kinase. Proc Natl Acad Sci U S A. 1999 Jan 19;96(2):523-8.

PMID 9892666



Comments & Additional Info



Plasmid # 200
Plasmid Name Torso Y656F in pGem
Insert Name
Size of Insert (kilo-bases)
Vector Name pGEM
Size of Vector 3000
Total Size
Antibiotic res. or selection marker in other species
Antibiotic res. in bacteria Ampicillin
Type of cloning
Restriction enzymes used for cloning
Concentration
Special growth conditions (e.g. E.coli host stain)
Internal/External Internal - NP
Received From Urte Gayko
Generation Date 5/1/1996
Author Urte Gayko
Available at Addgene (Link)
Addgene ID




Map Available



Publication

Gayko et al. Synergistic activities of multiple phosphotyrosine residues mediate full signaling from the Drosophila Torso receptor tyrosine kinase. Proc Natl Acad Sci U S A. 1999 Jan 19;96(2):523-8.

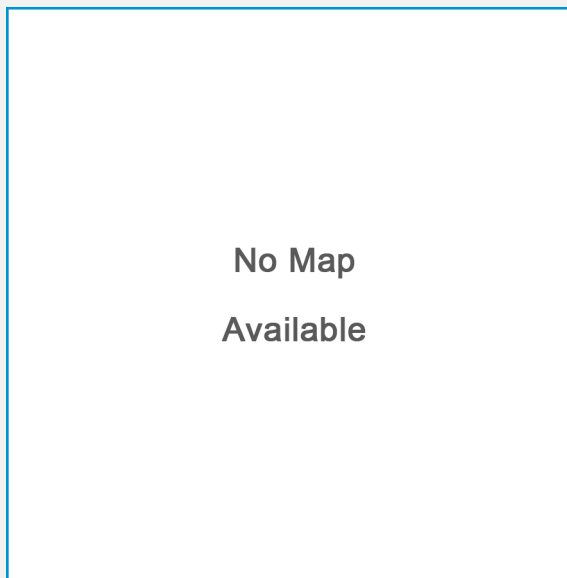
PMID 9892666



Comments & Additional Info

No map

Plasmid # 201
Plasmid Name Torso Y656F in pGEM (ibid.)
Insert Name
Size of Insert (kilo-bases)
Vector Name pGEM
Size of Vector 3000
Total Size
Antibiotic res. or selection marker in other species
Antibiotic res. in bacteria Ampicillin
Type of cloning
Restriction enzymes used for cloning
Concentration
Special growth conditions (e.g. E.coli host stain)
Internal/External Internal - NP
Received From Urte Gayko
Generation Date 5/1/1996
Author Urte Gayko
Available at Addgene (Link)
Addgene ID



Map Available



Publication

Gayko et al. Synergistic activities of multiple phosphotyrosine residues mediate full signaling from the Drosophila Torso receptor tyrosine kinase. Proc Natl Acad Sci U S A. 1999 Jan 19;96(2):523-8.

PMID 9892666



Comments & Additional Info

No map

Plasmid # 202
Plasmid Name Torso Y698F in pGEM
Insert Name
Size of Insert (kilo-bases)
Vector Name pGEM
Size of Vector 3000
Total Size
Antibiotic res. or selection marker in other species
Antibiotic res. in bacteria Ampicillin
Type of cloning
Restriction enzymes used for cloning
Concentration
Special growth conditions (e.g. E.coli host stain)
Internal/External Internal - NP
Received From Urte Gayko
Generation Date 5/1/1996
Author Urte Gayko
Available at Addgene (Link)
Addgene ID




Map Available



Publication

Gayko et al. Synergistic activities of multiple phosphotyrosine residues mediate full signaling from the Drosophila Torso receptor tyrosine kinase. Proc Natl Acad Sci U S A. 1999 Jan 19;96(2):523-8.

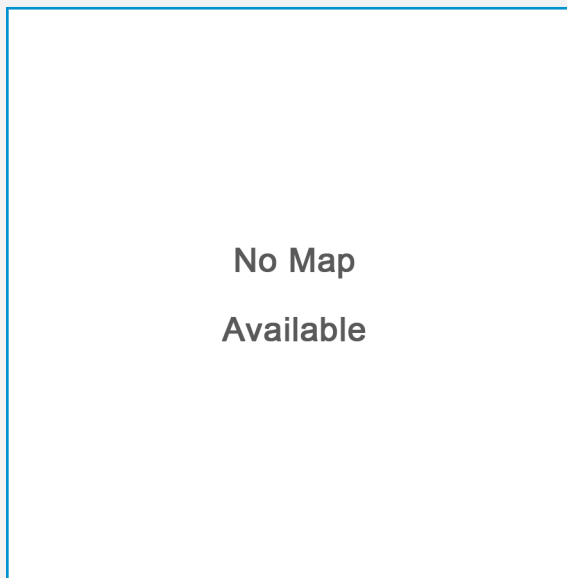
PMID 9892666



Comments & Additional Info

No map

Plasmid # 203
Plasmid Name Torso Y697F in Lit 39
Insert Name
Size of Insert (kilo-bases)
Vector Name pLitmus39 (NEB)
Size of Vector 2817
Total Size
Antibiotic res. or selection marker in other species
Antibiotic res. in bacteria Ampicillin
Type of cloning
Restriction enzymes used for cloning
Concentration
Special growth conditions (e.g. E.coli host stain)
Internal/External Internal - NP
Received From Urte Gayko
Generation Date 5/1/1996
Author Urte Gayko
Available at Addgene (Link)
Addgene ID



Map Available



Publication

Gayko et al. Synergistic activities of multiple phosphotyrosine residues mediate full signaling from the Drosophila Torso receptor tyrosine kinase. Proc Natl Acad Sci U S A. 1999 Jan 19;96(2):523-8.

PMID 9892666




Comments & Additional Info

No map

Plasmid # 204
Plasmid Name Torso quadruple in Lit 39
Insert Name
Size of Insert (kilo-bases)
Vector Name pLitmus39 (NEB)
Size of Vector 2817
Total Size
Antibiotic res. or selection marker in other species
Antibiotic res. in bacteria Ampicillin
Type of cloning
Restriction enzymes used for cloning
Concentration
Special growth conditions (e.g. E.coli host stain)
Internal/External Internal - NP
Received From Urte Gayko
Generation Date 5/1/1996
Author Urte Gayko
Available at Addgene (Link)
Addgene ID




Map Available



Publication

Gayko et al. Synergistic activities of multiple phosphotyrosine residues mediate full signaling from the Drosophila Torso receptor tyrosine kinase. Proc Natl Acad Sci U S A. 1999 Jan 19;96(2):523-8.

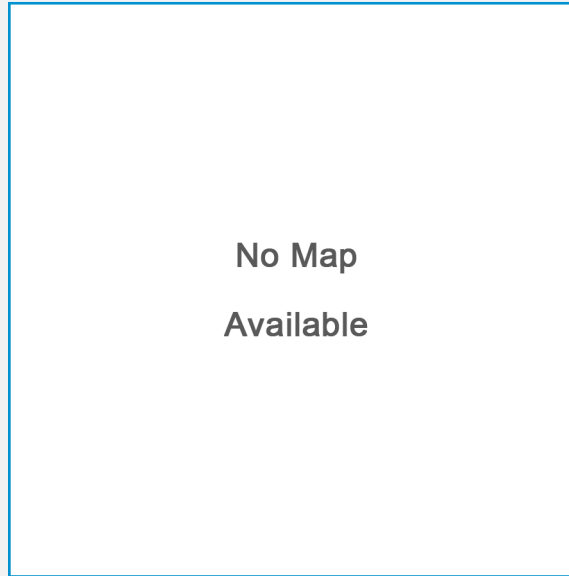
PMID 9892666



Comments & Additional Info

No map

Plasmid # 205
Plasmid Name Torso quintuple in Lit 39
Insert Name
Size of Insert (kilo-bases)
Vector Name pLitmus39 (NEB)
Size of Vector 2817
Total Size
Antibiotic res. or selection marker in other species
Antibiotic res. in bacteria Ampicillin
Type of cloning
Restriction enzymes used for cloning
Concentration
Special growth conditions (e.g. E.coli host stain)
Internal/External Internal - NP
Received From Urte Gayko
Generation Date 5/1/1996
Author Urte Gayko
Available at Addgene (Link)
Addgene ID




Map Available



Publication

Gayko et al. Synergistic activities of multiple phosphotyrosine residues mediate full signaling from the Drosophila Torso receptor tyrosine kinase. Proc Natl Acad Sci U S A. 1999 Jan 19;96(2):523-8.

PMID 9892666



Comments & Additional Info

No map

Plasmid # 206
Plasmid Name Torso Y918F in Lit 39
Insert Name
Size of Insert (kilo-bases)
Vector Name pLitmus39 (NEB)
Size of Vector 2817
Total Size
Antibiotic res. or selection marker in other species
Antibiotic res. in bacteria Ampicillin
Type of cloning
Restriction enzymes used for cloning
Concentration
Special growth conditions (e.g. E.coli host stain)
Internal/External Internal - NP
Received From Urte Gayko
Generation Date 5/1/1996
Author Urte Gayko
Available at Addgene (Link)
Addgene ID




Map Available



Publication

Gayko et al. Synergistic activities of multiple phosphotyrosine residues mediate full signaling from the Drosophila Torso receptor tyrosine kinase. Proc Natl Acad Sci U S A. 1999 Jan 19;96(2):523-8.

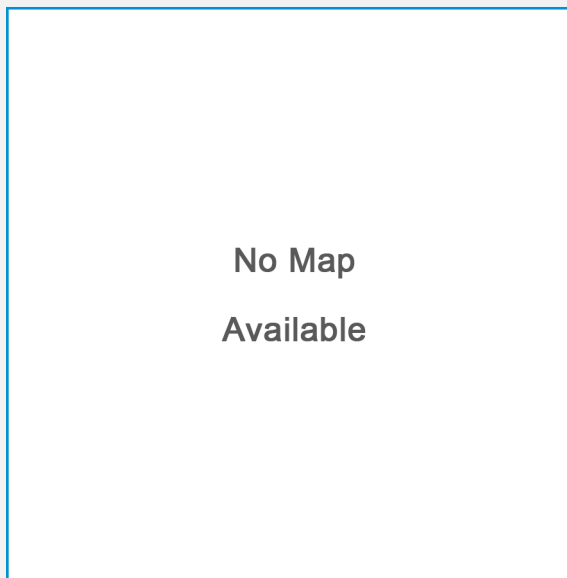
PMID 9892666



Comments & Additional Info

No map

Plasmid # 207
Plasmid Name Torso dinsert in Lit 39
Insert Name
Size of Insert (kilo-bases)
Vector Name pLitmus39 (NEB)
Size of Vector 2817
Total Size
Antibiotic res. or selection marker in other species
Antibiotic res. in bacteria Ampicillin
Type of cloning
Restriction enzymes used for cloning
Concentration
Special growth conditions (e.g. E.coli host stain)
Internal/External Internal - NP
Received From Urte Gayko
Generation Date 5/1/1996
Author Urte Gayko
Available at Addgene (Link)
Addgene ID



Map Available



Publication

Gayko et al. Synergistic activities of multiple phosphotyrosine residues mediate full signaling from the Drosophila Torso receptor tyrosine kinase. Proc Natl Acad Sci U S A. 1999 Jan 19;96(2):523-8.

PMID 9892666



Comments & Additional Info

No map

Plasmid # 208
Plasmid Name Torso dinsert + Y918F
Insert Name
Size of Insert (kilo-bases)
Vector Name pLitmus39 (NEB)
Size of Vector 2817
Total Size
Antibiotic res. or selection marker in other species
Antibiotic res. in bacteria Ampicillin
Type of cloning
Restriction enzymes used for cloning
Concentration
Special growth conditions (e.g. E.coli host stain)
Internal/External Internal - NP
Received From Urte Gayko
Generation Date 5/1/1996
Author Urte Gayko
Available at Addgene (Link)
Addgene ID




Map Available



Publication

Gayko et al. Synergistic activities of multiple phosphotyrosine residues mediate full signaling from the Drosophila Torso receptor tyrosine kinase. Proc Natl Acad Sci U S A. 1999 Jan 19;96(2):523-8.

PMID 9892666



Comments & Additional Info

No map

Plasmid # 209
Plasmid Name Torso dominant
Insert Name
Size of Insert (kilo-bases)
Vector Name pLitmus39 (NEB)
Size of Vector 2817
Total Size
Antibiotic res. or selection marker in other species
Antibiotic res. in bacteria Ampicillin
Type of cloning
Restriction enzymes used for cloning
Concentration
Special growth conditions (e.g. E.coli host stain)
Internal/External Internal - NP
Received From ? Vaughn Cleghorn
Generation Date 5/1/1996
Author Urte Gayko
Available at Addgene (Link)
Addgene ID




Map Available



Publication

Gayko et al. Synergistic activities of multiple phosphotyrosine residues mediate full signaling from the Drosophila Torso receptor tyrosine kinase. Proc Natl Acad Sci U S A. 1999 Jan 19;96(2):523-8.

PMID 9892666



Comments & Additional Info

No map

Plasmid # 210
Plasmid Name Torso EcoRI-EcoRI in Lit 39
Insert Name
Size of Insert (kilo-bases)
Vector Name pLitmus39 (NEB)
Size of Vector 2817
Total Size
Antibiotic res. or selection marker in other species
Antibiotic res. in bacteria Ampicillin
Type of cloning
Restriction enzymes used for cloning
Concentration
Special growth conditions (e.g. E.coli host stain)
Internal/External Internal - NP
Received From Urte Gayko
Generation Date 5/1/1996
Author Urte Gayko
Available at Addgene (Link)
Addgene ID




Map Available



Publication

Gayko et al. Synergistic activities of multiple phosphotyrosine residues mediate full signaling from the Drosophila Torso receptor tyrosine kinase. Proc Natl Acad Sci U S A. 1999 Jan 19;96(2):523-8.


PMID 9892666



Comments & Additional Info

No map

Plasmid # 211
Plasmid Name Torso NarI-NheI in Lit 39
Insert Name
Size of Insert (kilo-bases)
Vector Name pLitmus39 (NEB)
Size of Vector 2817
Total Size
Antibiotic res. or selection marker in other species
Antibiotic res. in bacteria Ampicillin
Type of cloning
Restriction enzymes used for cloning
Concentration
Special growth conditions (e.g. E.coli host stain)
Internal/External Internal - NP
Received From Urte Gayko
Generation Date 5/1/1996
Author Urte Gayko
Available at Addgene (Link)
Addgene ID




Map Available



Publication

Gayko et al. Synergistic activities of multiple phosphotyrosine residues mediate full signaling from the Drosophila Torso receptor tyrosine kinase. Proc Natl Acad Sci U S A. 1999 Jan 19;96(2):523-8.

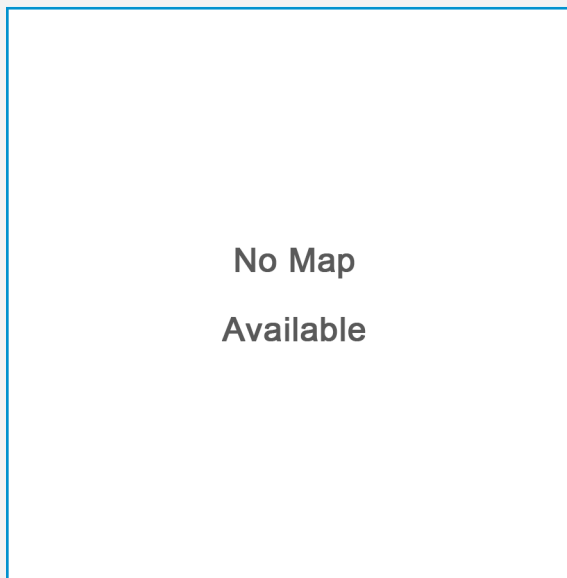
PMID 9892666



Comments & Additional Info

No map

Plasmid # 212
Plasmid Name Torso cDNA NcoI-EcoRI in pGEM
Insert Name
Size of Insert (kilo-bases)
Vector Name pGEM
Size of Vector 3000
Total Size
Antibiotic res. or selection marker in other species
Antibiotic res. in bacteria Ampicillin
Type of cloning
Restriction enzymes used for cloning
Concentration
Special growth conditions (e.g. E.coli host stain)
Internal/External Internal - NP
Received From Urte Gayko
Generation Date 6/1/1996
Author Urte Gayko
Available at Addgene (Link)
Addgene ID



Map Available



Publication

Gayko et al. Synergistic activities of multiple phosphotyrosine residues mediate full signaling from the Drosophila Torso receptor tyrosine kinase. Proc Natl Acad Sci U S A. 1999 Jan 19;96(2):523-8.


PMID 9892666



Comments & Additional Info

No map

Plasmid # 213
Plasmid Name Torso cDNA Y630F in pGEM
Insert Name
Size of Insert (kilo-bases)
Vector Name pGEM
Size of Vector 3000
Total Size
Antibiotic res. or selection marker in other species
Antibiotic res. in bacteria Ampicillin
Type of cloning
Restriction enzymes used for cloning
Concentration
Special growth conditions (e.g. E.coli host stain)
Internal/External Internal - NP
Received From Urte Gayko
Generation Date 6/1/1996
Author Urte Gayko
Available at Addgene (Link)
Addgene ID




Map Available



Publication

Gayko et al. Synergistic activities of multiple phosphotyrosine residues mediate full signaling from the Drosophila Torso receptor tyrosine kinase. Proc Natl Acad Sci U S A. 1999 Jan 19;96(2):523-8.


PMID 9892666



Comments & Additional Info

No map

Plasmid # 214
Plasmid Name Torso cDNA Y767+772F in pGEM
Insert Name
Size of Insert (kilo-bases)
Vector Name pGEM
Size of Vector 3000
Total Size
Antibiotic res. or selection marker in other species
Antibiotic res. in bacteria Ampicillin
Type of cloning
Restriction enzymes used for cloning
Concentration
Special growth conditions (e.g. E.coli host stain)
Internal/External Internal - NP
Received From Urte Gayko
Generation Date 6/1/1996
Author Urte Gayko
Available at Addgene (Link)
Addgene ID




Map Available



Publication

Gayko et al. Synergistic activities of multiple phosphotyrosine residues mediate full signaling from the Drosophila Torso receptor tyrosine kinase. Proc Natl Acad Sci U S A. 1999 Jan 19;96(2):523-8.

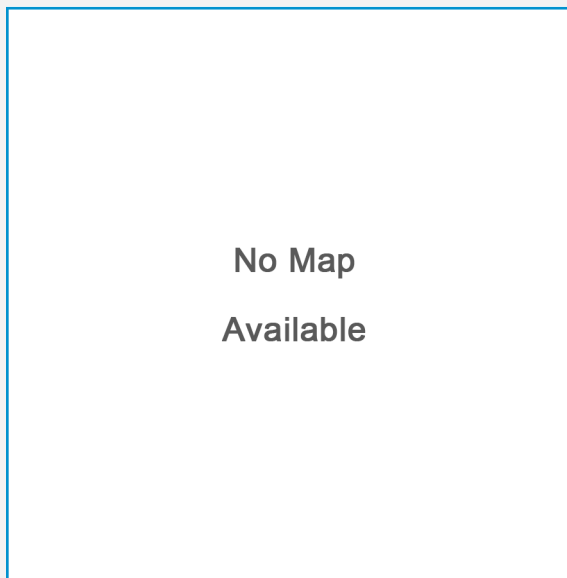
PMID 9892666



Comments & Additional Info

No map

Plasmid # 215
Plasmid Name Torso cDNA Y918F in pGEM
Insert Name
Size of Insert (kilo-bases)
Vector Name pGEM
Size of Vector 3000
Total Size
Antibiotic res. or selection marker in other species
Antibiotic res. in bacteria Ampicillin
Type of cloning
Restriction enzymes used for cloning
Concentration
Special growth conditions (e.g. E.coli host stain)
Internal/External Internal - NP
Received From Urte Gayko
Generation Date 6/1/1996
Author Urte Gayko
Available at Addgene (Link)
Addgene ID



Map Available



Publication

Gayko et al. Synergistic activities of multiple phosphotyrosine residues mediate full signaling from the Drosophila Torso receptor tyrosine kinase. Proc Natl Acad Sci U S A. 1999 Jan 19;96(2):523-8.

PMID 9892666



Comments & Additional Info

No map

Plasmid # 216
Plasmid Name Torso cDNA Y630+918F in pGEM
Insert Name
Size of Insert (kilo-bases)
Vector Name pGEM
Size of Vector 3000
Total Size
Antibiotic res. or selection marker in other species
Antibiotic res. in bacteria Ampicillin
Type of cloning
Restriction enzymes used for cloning
Concentration
Special growth conditions (e.g. E.coli host stain)
Internal/External Internal - NP
Received From Urte Gayko
Generation Date 6/1/1996
Author Urte Gayko
Available at Addgene (Link)
Addgene ID




Map Available



Publication

Gayko et al. Synergistic activities of multiple phosphotyrosine residues mediate full signaling from the Drosophila Torso receptor tyrosine kinase. Proc Natl Acad Sci U S A. 1999 Jan 19;96(2):523-8.

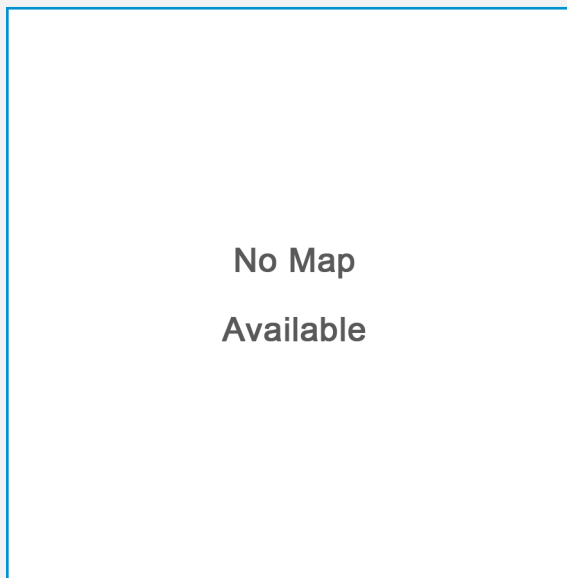
PMID 9892666



Comments & Additional Info

No map

Plasmid # 217
Plasmid Name Torso Delta KI in pGEM
Insert Name
Size of Insert (kilo-bases)
Vector Name pGEM
Size of Vector 3000
Total Size
Antibiotic res. or selection marker in other species
Antibiotic res. in bacteria Ampicillin
Type of cloning
Restriction enzymes used for cloning
Concentration
Special growth conditions (e.g. E.coli host stain)
Internal/External Internal - NP
Received From Urte Gayko
Generation Date 6/1/1996
Author Urte Gayko
Available at Addgene (Link)
Addgene ID



Map Available



Publication

Gayko et al. Synergistic activities of multiple phosphotyrosine residues mediate full signaling from the Drosophila Torso receptor tyrosine kinase. Proc Natl Acad Sci U S A. 1999 Jan 19;96(2):523-8.

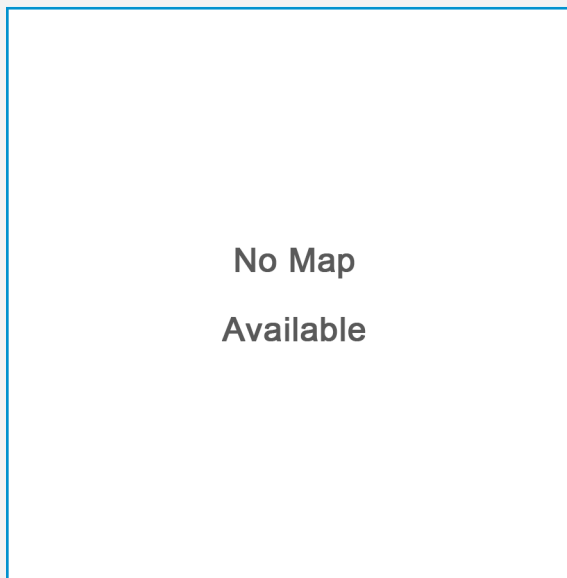
PMID 9892666



Comments & Additional Info

No map

Plasmid # 218
Plasmid Name Torso EcoRI-EcoRI in pBSK
Insert Name
Size of Insert (kilo-bases)
Vector Name pBSK
Size of Vector 3000
Total Size
Antibiotic res. or selection marker in other species
Antibiotic res. in bacteria Ampicillin
Type of cloning
Restriction enzymes used for cloning
Concentration
Special growth conditions (e.g. E.coli host stain)
Internal/External Internal - NP
Received From Urte Gayko
Generation Date 6/1/1996
Author Urte Gayko
Available at Addgene (Link)
Addgene ID



Map Available



Publication

Gayko et al. Synergistic activities of multiple phosphotyrosine residues mediate full signaling from the Drosophila Torso receptor tyrosine kinase. Proc Natl Acad Sci U S A. 1999 Jan 19;96(2):523-8.

PMID 9892666



Comments & Additional Info

No map

Plasmid # 219
Plasmid Name Torso EcoRI-EcoRI Y630F in pBSK
Insert Name
Size of Insert (kilo-bases)
Vector Name pBSK
Size of Vector 3000
Total Size
Antibiotic res. or selection marker in other species
Antibiotic res. in bacteria Ampicillin
Type of cloning
Restriction enzymes used for cloning
Concentration
Special growth conditions (e.g. E.coli host stain)
Internal/External Internal - NP
Received From Urte Gayko
Generation Date 6/1/1996
Author Urte Gayko
Available at Addgene (Link)
Addgene ID




Map Available



Publication

Gayko et al. Synergistic activities of multiple phosphotyrosine residues mediate full signaling from the Drosophila Torso receptor tyrosine kinase. Proc Natl Acad Sci U S A. 1999 Jan 19;96(2):523-8.

PMID 9892666



Comments & Additional Info

No map

Plasmid # 220
Plasmid Name Torso EcoRI-EcoRI Y644F in pBSK
Insert Name
Size of Insert (kilo-bases)
Vector Name pBSK
Size of Vector 3000
Total Size
Antibiotic res. or selection marker in other species
Antibiotic res. in bacteria Ampicillin
Type of cloning
Restriction enzymes used for cloning
Concentration
Special growth conditions (e.g. E.coli host stain)
Internal/External Internal - NP
Received From Urte Gayko
Generation Date 6/1/1996
Author Urte Gayko
Available at Addgene (Link)
Addgene ID




Map Available



Publication

Gayko et al. Synergistic activities of multiple phosphotyrosine residues mediate full signaling from the Drosophila Torso receptor tyrosine kinase. Proc Natl Acad Sci U S A. 1999 Jan 19;96(2):523-8.

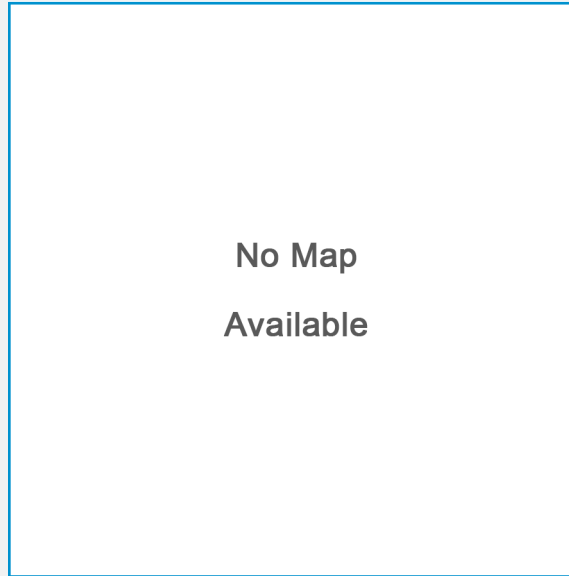
PMID 9892666



Comments & Additional Info

No map

Plasmid # 221
Plasmid Name Torso EcoRI-EcoRI Y657F in pBSK
Insert Name
Size of Insert (kilo-bases)
Vector Name pBSK
Size of Vector 3000
Total Size
Antibiotic res. or selection marker in other species
Antibiotic res. in bacteria Ampicillin
Type of cloning
Restriction enzymes used for cloning
Concentration
Special growth conditions (e.g. E.coli host stain)
Internal/External Internal - NP
Received From Urte Gayko
Generation Date 7/1/1996
Author Urte Gayko
Available at Addgene (Link)
Addgene ID




Map Available



Publication

Gayko et al. Synergistic activities of multiple phosphotyrosine residues mediate full signaling from the Drosophila Torso receptor tyrosine kinase. Proc Natl Acad Sci U S A. 1999 Jan 19;96(2):523-8.

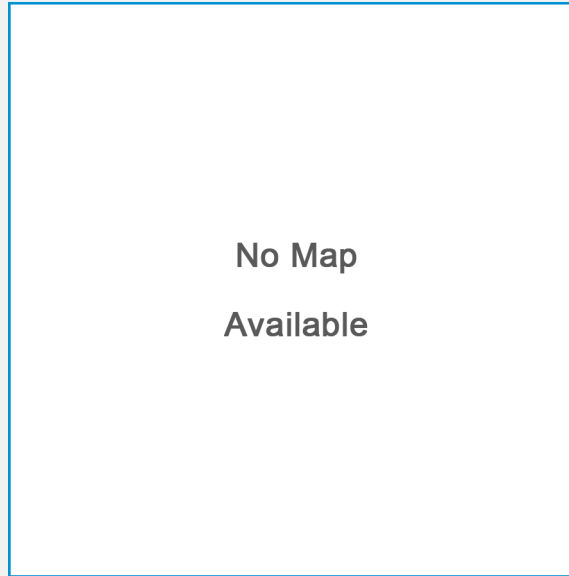
PMID 9892666




Comments & Additional Info

No map

Plasmid # 222
Plasmid Name Torso EcoRI-EcoRI Y697F in pBSK
Insert Name
Size of Insert (kilo-bases)
Vector Name pBSK
Size of Vector 3000
Total Size
Antibiotic res. or selection marker in other species
Antibiotic res. in bacteria Ampicillin
Type of cloning
Restriction enzymes used for cloning
Concentration
Special growth conditions (e.g. E.coli host stain)
Internal/External Internal - NP
Received From Urte Gayko
Generation Date 7/1/1996
Author Urte Gayko
Available at Addgene (Link)
Addgene ID




Map Available



Publication

Gayko et al. Synergistic activities of multiple phosphotyrosine residues mediate full signaling from the Drosophila Torso receptor tyrosine kinase. Proc Natl Acad Sci U S A. 1999 Jan 19;96(2):523-8.

PMID 9892666



Comments & Additional Info

No map

Plasmid # 223
Plasmid Name Torso EcoRI-EcoRI Y918F in pBSK
Insert Name
Size of Insert (kilo-bases)
Vector Name pBSK
Size of Vector 3000
Total Size
Antibiotic res. or selection marker in other species
Antibiotic res. in bacteria Ampicillin
Type of cloning
Restriction enzymes used for cloning
Concentration
Special growth conditions (e.g. E.coli host stain)
Internal/External Internal - NP
Received From Urte Gayko
Generation Date 7/1/1996
Author Urte Gayko
Available at Addgene (Link)
Addgene ID




Map Available



Publication

Gayko et al. Synergistic activities of multiple phosphotyrosine residues mediate full signaling from the Drosophila Torso receptor tyrosine kinase. Proc Natl Acad Sci U S A. 1999 Jan 19;96(2):523-8.

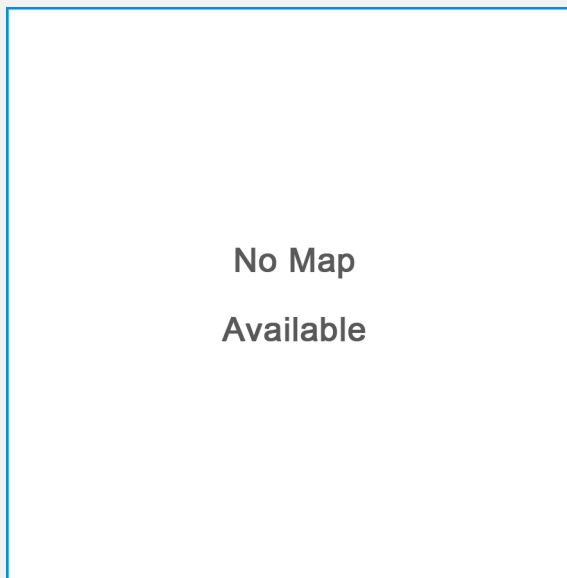
PMID 9892666



Comments & Additional Info

No map

Plasmid # 224
Plasmid Name Torso EcoRI-EcoRI quadruple in pBSK
Insert Name
Size of Insert (kilo-bases)
Vector Name pBSK
Size of Vector 3000
Total Size
Antibiotic res. or selection marker in other species
Antibiotic res. in bacteria Ampicillin
Type of cloning
Restriction enzymes used for cloning
Concentration
Special growth conditions (e.g. E.coli host stain)
Internal/External Internal - NP
Received From Urte Gayko
Generation Date 7/1/1996
Author Urte Gayko
Available at Addgene (Link)
Addgene ID



Map Available



Publication

Gayko et al. Synergistic activities of multiple phosphotyrosine residues mediate full signaling from the Drosophila Torso receptor tyrosine kinase. Proc Natl Acad Sci U S A. 1999 Jan 19;96(2):523-8.

PMID 9892666



Comments & Additional Info

No map

Plasmid # 225
Plasmid Name Torso EcoRI-EcoRI quintuple in pBSK
Insert Name
Size of Insert (kilo-bases)
Vector Name pBSK
Size of Vector 3000
Total Size
Antibiotic res. or selection marker in other species
Antibiotic res. in bacteria Ampicillin
Type of cloning
Restriction enzymes used for cloning
Concentration
Special growth conditions (e.g. E.coli host stain)
Internal/External Internal - NP
Received From Urte Gayko
Generation Date 7/1/1996
Author Urte Gayko
Available at Addgene (Link)
Addgene ID




Map Available



Publication

Gayko et al. Synergistic activities of multiple phosphotyrosine residues mediate full signaling from the Drosophila Torso receptor tyrosine kinase. Proc Natl Acad Sci U S A. 1999 Jan 19;96(2):523-8.


PMID 9892666



Comments & Additional Info

No map

Plasmid # 226
Plasmid Name Torso EcoRI-EcoRI d-insert in pBSK
Insert Name
Size of Insert (kilo-bases)
Vector Name pBSK
Size of Vector 3000
Total Size
Antibiotic res. or selection marker in other species
Antibiotic res. in bacteria Ampicillin
Type of cloning
Restriction enzymes used for cloning
Concentration
Special growth conditions (e.g. E.coli host stain)
Internal/External Internal - NP
Received From Urte Gayko
Generation Date 7/1/1996
Author Urte Gayko
Available at Addgene (Link)
Addgene ID




Map Available



Publication

Gayko et al. Synergistic activities of multiple phosphotyrosine residues mediate full signaling from the Drosophila Torso receptor tyrosine kinase. Proc Natl Acad Sci U S A. 1999 Jan 19;96(2):523-8.

PMID 9892666




Comments & Additional Info

No map

Plasmid # 227
Plasmid Name Torso EcoRI-EcoRI d-insert + Y918F in pBSK
Insert Name
Size of Insert (kilo-bases)
Vector Name pBSK
Size of Vector 3000
Total Size
Antibiotic res. or selection marker in other species
Antibiotic res. in bacteria Ampicillin
Type of cloning
Restriction enzymes used for cloning
Concentration
Special growth conditions (e.g. E.coli host stain)
Internal/External Internal - NP
Received From Urte Gayko
Generation Date 7/1/1996
Author Urte Gayko
Available at Addgene (Link)
Addgene ID




Map Available



Publication

Gayko et al. Synergistic activities of multiple phosphotyrosine residues mediate full signaling from the Drosophila Torso receptor tyrosine kinase. Proc Natl Acad Sci U S A. 1999 Jan 19;96(2):523-8.

PMID 9892666



Comments & Additional Info

No map

Plasmid # 228
Plasmid Name Torso 11.5 kb rescue fragment
Insert Name
Size of Insert (kilo-bases)
Vector Name pSP73
Size of Vector
Total Size
Antibiotic res. or selection marker in other species
Antibiotic res. in bacteria Ampicillin
Type of cloning
Restriction enzymes used for cloning
Concentration
Special growth conditions (e.g. E.coli host stain)
Internal/External Internal - NP
Received From Jordi Cassanova
Generation Date 7/1/1996
Author Urte Gayko
Available at Addgene (Link)
Addgene ID




Map Available




Publication

Gayko et al. Synergistic activities of multiple phosphotyrosine residues mediate full signaling from the Drosophila Torso receptor tyrosine kinase. Proc Natl Acad Sci U S A. 1999 Jan 19;96(2):523-8.

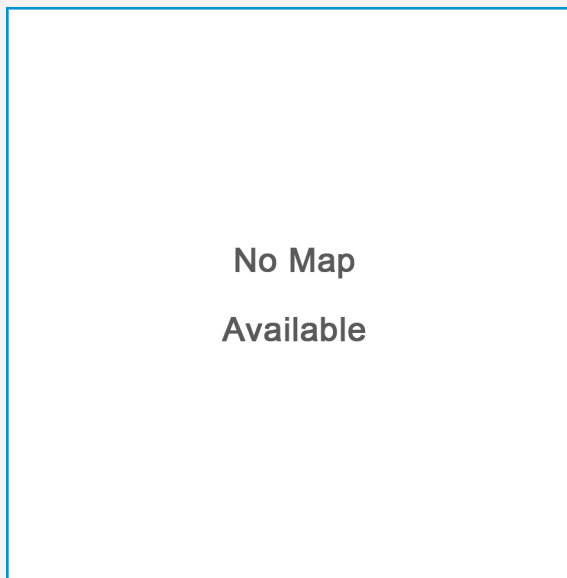
PMID 9892666



Comments & Additional Info



Plasmid # 229
Plasmid Name sevenless kinase domain
Insert Name
Size of Insert (kilo-bases)
Vector Name pUC19
Size of Vector 2686
Total Size
Antibiotic res. or selection marker in other species
Antibiotic res. in bacteria Ampicillin
Type of cloning
Restriction enzymes used for cloning
Concentration
Special growth conditions (e.g. E.coli host stain)
Internal/External External
Received From Mike Simon
Generation Date 8/1/1996
Author Urte Gayko
Available at Addgene (Link)
Addgene ID



Map Available




Publication

N/A

PMID N/A



Comments & Additional Info



Plasmid # 230
Plasmid Name Torso cDNA in pBSK EcoRI site
Insert Name
Size of Insert (kilo-bases)
Vector Name pBSK
Size of Vector 3000
Total Size
Antibiotic res. or selection marker in other species
Antibiotic res. in bacteria Ampicillin
Type of cloning
Restriction enzymes used for cloning
Concentration
Special growth conditions (e.g. E.coli host stain)
Internal/External Internal - NP
Received From ?
Generation Date 5/1/1996
Author Urte Gayko
Available at Addgene (Link)
Addgene ID




Map Available



Publication

Gayko et al. Synergistic activities of multiple phosphotyrosine residues mediate full signaling from the Drosophila Torso receptor tyrosine kinase. Proc Natl Acad Sci U S A. 1999 Jan 19;96(2):523-8.

PMID 9892666



Comments & Additional Info

No map - folder empty

Plasmid # 231
Plasmid Name Torso cytoplasmic in pBSK
Insert Name
Size of Insert (kilo-bases)
Vector Name pBSK
Size of Vector 3000
Total Size
Antibiotic res. or selection marker in other species
Antibiotic res. in bacteria Ampicillin
Type of cloning
Restriction enzymes used for cloning
Concentration
Special growth conditions (e.g. E.coli host stain)
Internal/External Internal - NP
Received From ?
Generation Date 5/1/1996
Author Urte Gayko
Available at Addgene (Link)
Addgene ID




Map Available



Publication

Gayko et al. Synergistic activities of multiple phosphotyrosine residues mediate full signaling from the Drosophila Torso receptor tyrosine kinase. Proc Natl Acad Sci U S A. 1999 Jan 19;96(2):523-8.

PMID 9892666



Comments & Additional Info

No map - folder empty

Plasmid # 232
Plasmid Name Litmus 39 vector
Insert Name
Size of Insert (kilo-bases)
Vector Name pLitmus39 (NEB)
Size of Vector 2817
Total Size
Antibiotic res. or selection marker in other species
Antibiotic res. in bacteria
Type of cloning
Restriction enzymes used for cloning
Concentration
Special growth conditions (e.g. E.coli host stain)
Internal/External Internal - NP
Received From NEB
Generation Date 5/1/1996
Author Urte Gayko
Available at Addgene (Link)
Addgene ID




Map Available



Publication

N/A

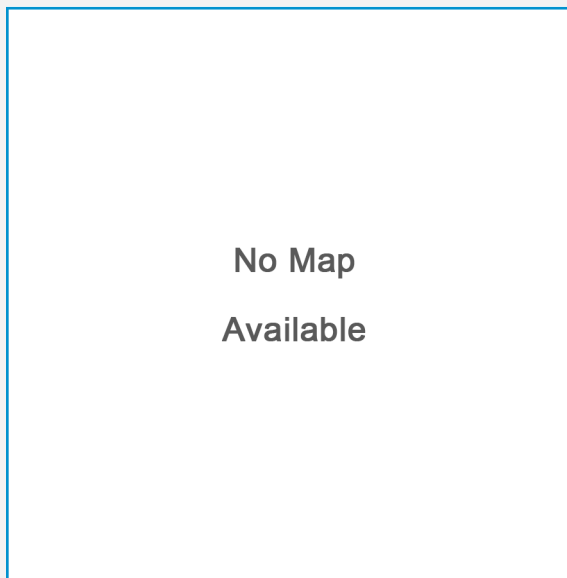
PMID N/A



Comments & Additional Info

No map - folder empty

Plasmid # 233
Plasmid Name pBSK (used in Torso experiments above)
Insert Name
Size of Insert (kilo-bases)
Vector Name pBSK
Size of Vector 3000
Total Size
Antibiotic res. or selection marker in other species
Antibiotic res. in bacteria Ampicillin
Type of cloning
Restriction enzymes used for cloning
Concentration
Special growth conditions (e.g. E.coli host stain)
Internal/External Internal - NP
Received From ?
Generation Date 6/1/1996
Author Urte Gayko
Available at Addgene (Link)
Addgene ID



Map Available



Publication

N/A

PMID N/A



Comments & Additional Info

No map - folder empty

Plasmid # 234
Plasmid Name pSIT vector
Insert Name
Size of Insert (kilo-bases)
Vector Name pSIT
Size of Vector
Total Size
Antibiotic res. or selection marker in other species
Antibiotic res. in bacteria
Type of cloning
Restriction enzymes used for cloning
Concentration
Special growth conditions (e.g. E.coli host stain)
Internal/External Internal - NP
Received From ?
Generation Date 8/1/1996
Author ?Urte Gayko
Available at Addgene (Link)
Addgene ID




Map Available



Publication

N/A

PMID N/A



Comments & Additional Info

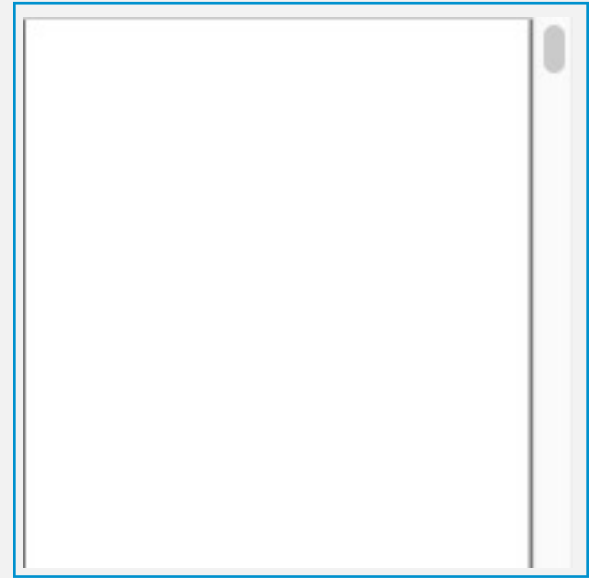
No map - folder empty

Plasmid # 235
Plasmid Name UAS-RhoGEF2-CT26
Insert Name
Size of Insert (kilo-bases)
Vector Name pUAST
Size of Vector 8904
Total Size
Antibiotic res. or selection marker in other species
Antibiotic res. in bacteria Ampicillin
Type of cloning
Restriction enzymes used for cloning
Concentration
Special growth conditions (e.g. E.coli host stain)
Internal/External Internal - NP
Received From Udo Haecker
Generation Date 4/1/1998
Author Udo Haecker
Available at Addgene (Link)
Addgene ID



Map Available


<http://genepath.med.harvard.edu/~perrimon/plasmidmaps/p235.pdf>



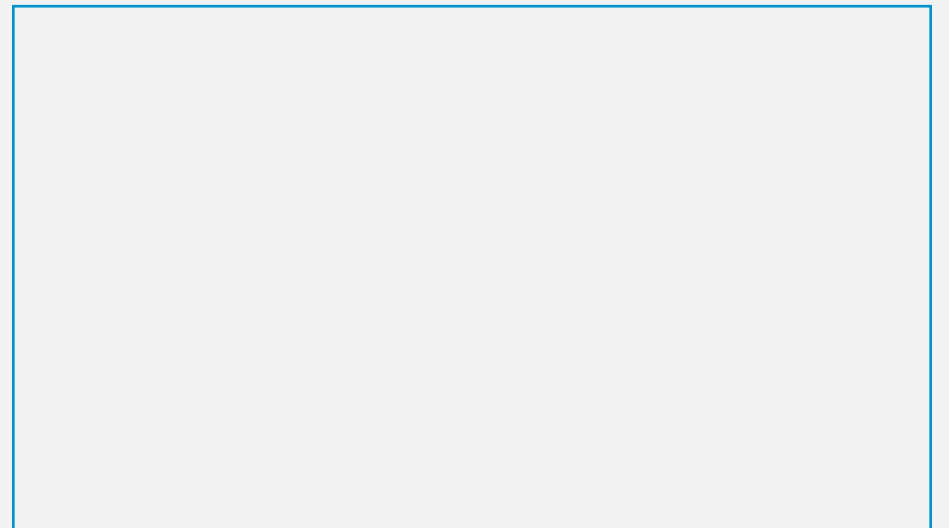
Publication

Haecker et al. DRhoGEF2 encodes a member of the Dbl family of oncogenes and controls cell shape changes during gastrulation in Drosophila. *Genes Dev.* 1998 Jan 15;12(2):274-84.

PMID 9436986



Comments & Additional Info



Plasmid # 236
Plasmid Name Dfz1
Insert Name
Size of Insert (kilo-bases)
Vector Name pBSIIKS
Size of Vector 3000
Total Size
Antibiotic res. or selection marker in other species
Antibiotic res. in bacteria Ampicillin
Type of cloning
Restriction enzymes used for cloning
Concentration
Special growth conditions (e.g. E.coli host stain)
Internal/External External
Received From Paul Adler
Generation Date 2/1/1996
Author Paul Adler
Available at Addgene (Link)
Addgene ID




Map Available




Publication

N/A


PMID N/A



Comments & Additional Info



Plasmid # 237
Plasmid Name Dfz2
Insert Name
Size of Insert (kilo-bases)
Vector Name pRK5
Size of Vector
Total Size
Antibiotic res. or selection marker in other species
Antibiotic res. in bacteria
Type of cloning
Restriction enzymes used for cloning
Concentration
Special growth conditions (e.g. E.coli host stain)
Internal/External External
Received From ? Paul Adler
Generation Date 2/1/1996
Author ?Paul Adler
Available at Addgene (Link)
Addgene ID




Map Available




Publication

N/A

PMID N/A



Comments & Additional Info

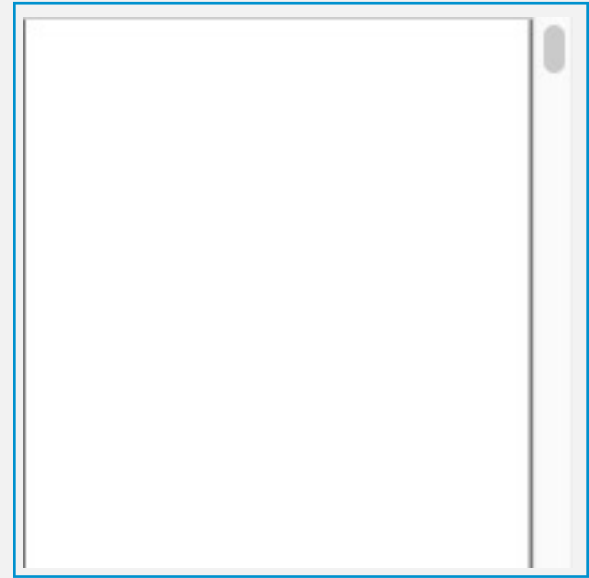


Plasmid # 238
Plasmid Name hs-FL-Kek1-myc2 (aka: Lip1)
Insert Name
Size of Insert (kilo-bases)
Vector Name pCaSpeR-hs
Size of Vector 8780
Total Size
Antibiotic res. or selection marker in other species
Antibiotic res. in bacteria Ampicillin
Type of cloning
Restriction enzymes used for cloning
Concentration
Special growth conditions (e.g. E.coli host stain)
Internal/External Internal - NP
Received From Chuck Arnold
Generation Date 6/1/1996
Author Joe Duffy
Available at Addgene (Link)
Addgene ID



Map Available


<http://genepath.med.harvard.edu/~perrimon/plasmidmaps/p238.pdf>



Publication

Ghiglione et al. The transmembrane molecule kekkon 1 acts in a feedback loop to negatively regulate the activity of the Drosophila EGF receptor during oogenesis. *Cell*. 1999 Mar 19;96(6):847-56.

PMID 10102272



Comments & Additional Info

Two segments of hsp70 gene were inserted between the EcoRI and PstI sites of pCaSpeR. The hsp70 promoter (from 87C1), extending from the XbaI site at -245 to the XmnI site at +207, was inserted upstream from the hsp70 3' region (from 87A7). This 3' region was excised from pHT4 (Schneuwly et al. *Nature* 325:816-818) as a 525 bp EcoRI-PstI fragment extending from the Sall site at the stop codon to ~350 bp downstream from the polyA addition site. A polylinker containing 7 unique sites () can be used to insert an open reading frame for expression.

Plasmid # 239

Plasmid Name UAS-egh (aka:zw4; see also #74-78)

Insert Name

Size of Insert (kilo-bases)

Vector Name pUAST

Size of Vector 8904

Total Size

Antibiotic res. or selection marker in other species

Antibiotic res. in bacteria Ampicillin

Type of cloning

Restriction enzymes used for cloning

Concentration

Special growth conditions (e.g. E.coli host stain)

Internal/External Internal - NP

Received From Chuck Arnold

Generation Date 7/1/1996

Author Scott Goode


Available at Addgene (Link)

Addgene ID



Map Available


<http://genepath.med.harvard.edu/~perrimon/plasmidmaps/p239.pdf>




Publication

Goode et al. The neurogenic genes egghead and brainiac define a novel signaling pathway essential for epithelial morphogenesis during Drosophila oogenesis. *Development*. 1996 Dec;122(12):3863-79.

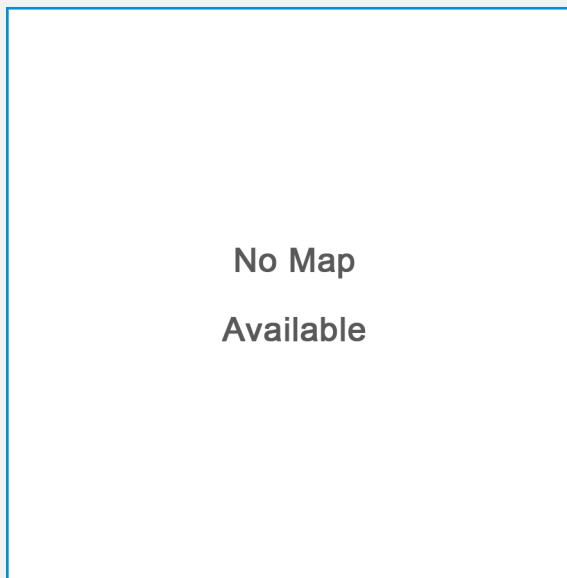
PMID 9012507



Comments & Additional Info



Plasmid # 240
Plasmid Name Torso Y644F in pCas4
Insert Name
Size of Insert (kilo-bases)
Vector Name pCaSpeR-4
Size of Vector 7855
Total Size
Antibiotic res. or selection marker in other species
Antibiotic res. in bacteria Ampicillin
Type of cloning
Restriction enzymes used for cloning
Concentration
Special growth conditions (e.g. E.coli host stain)
Internal/External Internal - NP
Received From Chuck Arnold
Generation Date 8/1/1996
Author Urte Gayko
Available at Addgene (Link)
Addgene ID



Map Available


<http://genepath.med.harvard.edu/~perrimon/plasmidmaps/p240.pdf>



Publication

Gayko et al. Synergistic activities of multiple phosphotyrosine residues mediate full signaling from the Drosophila Torso receptor tyrosine kinase. Proc Natl Acad Sci U S A. 1999 Jan 19;96(2):523-8.

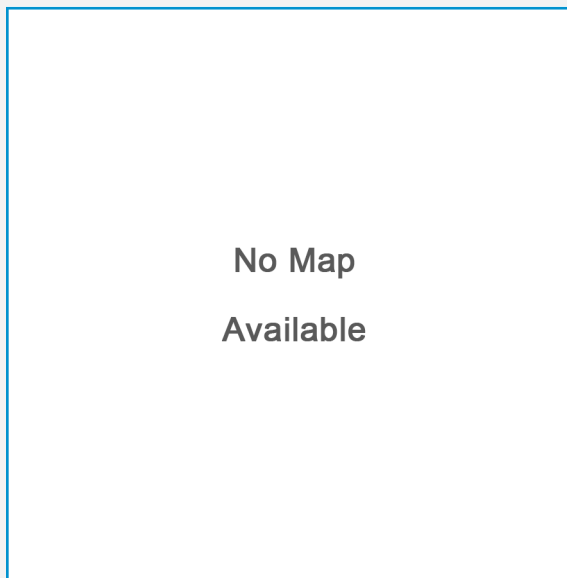
PMID 9892666



Comments & Additional Info

11.5 kb genomic fragment includes torso promoter, coding sequence, and enhancers. For description of this fragment see F. Sprenger, Nature (1989).

Plasmid # 241
Plasmid Name Torso extracellular-sevenless-intracellular
Insert Name
Size of Insert (kilo-bases)
Vector Name pCaSpeR-4
Size of Vector 7855
Total Size
Antibiotic res. or selection marker in other species
Antibiotic res. in bacteria Ampicillin
Type of cloning
Restriction enzymes used for cloning
Concentration
Special growth conditions (e.g. E.coli host stain)
Internal/External Internal - NP
Received From Chuck Arnold
Generation Date 8/1/1996
Author Christian Ghiglione
Available at Addgene (Link)
Addgene ID



Map Available

<http://genepath.med.harvard.edu/~perrimon/plasmidmaps/p241.pdf>




Publication

Ghiglione et al. Quantitative variations in the level of MAPK activity control patterning of the embryonic termini in Drosophila. Dev Biol. 1999 Jan 1;205 (1):181-93.

PMID 9882506



Comments & Additional Info




Plasmid # 242
Plasmid Name UAS-EPO-R
Insert Name
Size of Insert (kilo-bases)
Vector Name pUAST
Size of Vector 8904
Total Size
Antibiotic res. or selection marker in other species
Antibiotic res. in bacteria Ampicillin
Type of cloning
Restriction enzymes used for cloning
Concentration
Special growth conditions (e.g. E.coli host stain)
Internal/External Internal - NP
Received From Chuck Arnold
Generation Date 9/1/1996
Author Bernard Mathey-Prevot
Available at Addgene (Link)
Addgene ID



Map Available


<http://genepath.med.harvard.edu/~perrimon/plasmidmaps/p242.pdf>




Publication

N/A

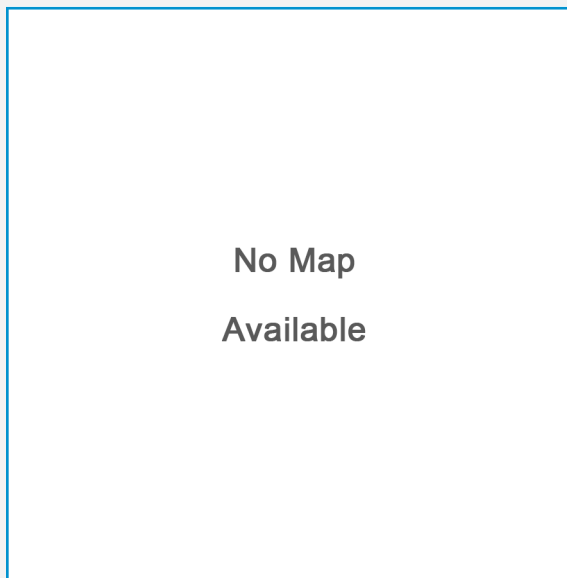
PMID N/A



Comments & Additional Info



Plasmid # 243
Plasmid Name UAS-sulfateless (aka: diet wg)
Insert Name
Size of Insert (kilo-bases)
Vector Name pUAST
Size of Vector 8904
Total Size
Antibiotic res. or selection marker in other species
Antibiotic res. in bacteria Ampicillin
Type of cloning
Restriction enzymes used for cloning
Concentration
Special growth conditions (e.g. E.coli host stain)
Internal/External Internal - NP
Received From Xinhua Lin
Generation Date 8/1/1996
Author Xinhua Lin
Available at Addgene (Link)
Addgene ID



Map Available

<http://genepath.med.harvard.edu/~perrimon/plasmidmaps/p243.pdf>



Publication

Lin et al. Dally cooperates with Drosophila Frizzled 2 to transduce Wingless signalling. Nature. 1999 Jul 15;400(6741):281-4.

PMID 10421372



Comments & Additional Info

EcoRI (5') - Sal I (3') diet wingless cDNA was cloned into the EcoRI-XhoI site of pUAST. The 3' end of the diet-wingless cDNA (Sal I/XhoI) will no longer be digested by Sal I or Xho I.

Plasmid # 244

Plasmid Name UAS-marelle (mrl; see also #139)

Insert Name

Size of Insert (kilo-bases)

Vector Name pUAST

Size of Vector 8904

Total Size

Antibiotic res. or selection marker in other species

Antibiotic res. in bacteria Ampicillin

Type of cloning

Restriction enzymes used for cloning

Concentration

Special growth conditions (e.g. E.coli host stain)

Internal/External Internal - NP

Received From Chuck Arnold

Generation Date 10/1/1996

Author Steven Hou

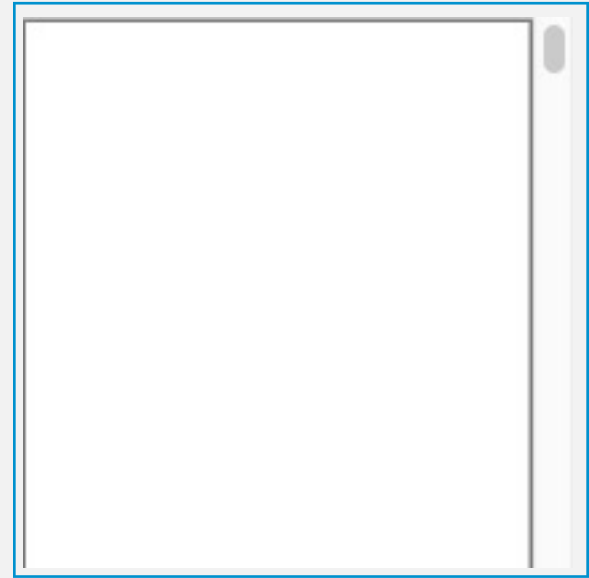
Available at Addgene (Link)

Addgene ID



Map Available


<http://genepath.med.harvard.edu/~perrimon/plasmidmaps/p244.pdf>



Publication

Hou et al. Marelle acts downstream of the Drosophila HOP/JAK kinase and encodes a protein similar to the mammalian STATs. Cell. 1996 Feb 9;84(3):411-9.

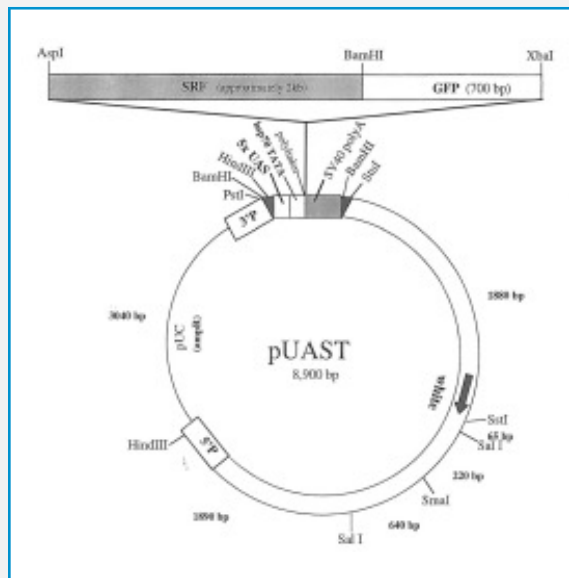
PMID 8608595



Comments & Additional Info

Map that Steve Hou gave to Chuck doesn't match what Steve said the construct was. It indicates that he cloned it into pCaSpeR-3, rather than pUAST. No size was indicated, and the cloning sites could have been EcoRI, NotI, or KpnI by what he wrote on the map. However, he was asked via e-mail to give details (9100) and he said it was a 4 kb cDNA cloned into the RI site of pUAST.

Plasmid # 245
Plasmid Name UAS-SRF-GFP
Insert Name
Size of Insert (kilo-bases)
Vector Name pUAST
Size of Vector 8904
Total Size
Antibiotic res. or selection marker in other species
Antibiotic res. in bacteria Ampicillin
Type of cloning
Restriction enzymes used for cloning
Concentration
Special growth conditions (e.g. E.coli host stain)
Internal/External Internal - NP
Received From Chuck Arnold
Generation Date 1/1/1997
Author Martin Zeidler
Available at Addgene (Link)
Addgene ID



Map Available

<http://genepath.med.harvard.edu/~perrimon/plasmidmaps/p245.pdf>

No Publication PDF Available

Publication

N/A

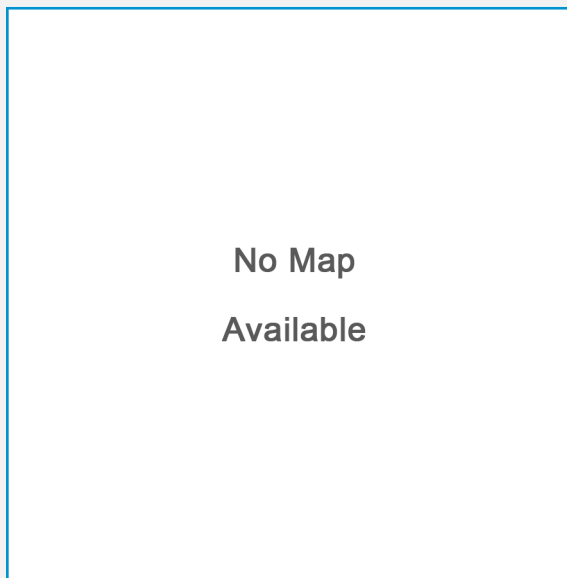
PMID N/A



Comments & Additional Info

Martin's notes: "SRF cDNA pcr'ed up with BamHI at stop codon to make fusion into EGFP. Center of clone replaced from cDNA; ends sequenced." Note that MZ's map indicates that pUAST is 9045 bp (I don't understand the discrepancy).

Plasmid # 246
Plasmid Name hs-SOK1
Insert Name
Size of Insert (kilo-bases)
Vector Name pCaSpeR-hs
Size of Vector 8780
Total Size
Antibiotic res. or selection marker in other species
Antibiotic res. in bacteria Ampicillin
Type of cloning
Restriction enzymes used for cloning
Concentration
Special growth conditions (e.g. E.coli host stain)
Internal/External Internal - NP
Received From Chuck Arnold
Generation Date 8/1/1997
Author Matt Pettit/Mike Melnick
Available at Addgene (Link)
Addgene ID



Map Available


<http://genepath.med.harvard.edu/~perrimon/plasmidmaps/p246.pdf>



Publication

N/A

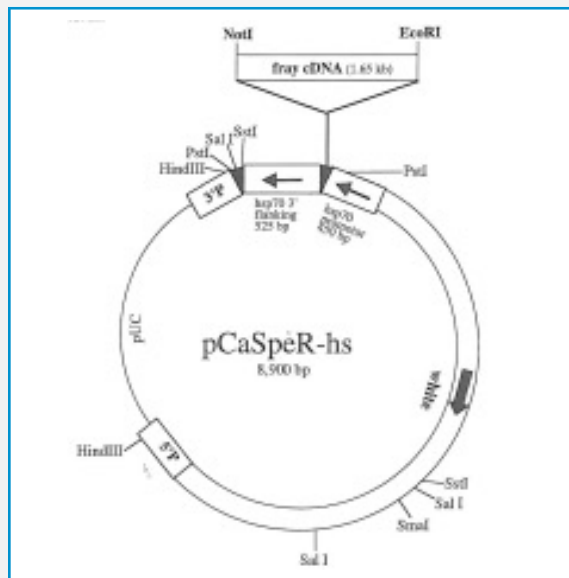
PMID N/A



Comments & Additional Info

Matt's notes: "PCR amplified the ORF from SO KI cDNA (Pombo et al. [1996] EMBO J. 15:4537-4546), adding EcoRI and NotI sites immediately upstream and downstream of the ORF, with cavener consensus (CAACAUG). Inserted into pCaSpeR-hs cut with NotI and EcoRI. cDNA sequence checked after PCR."

Plasmid # 247
Plasmid Name hs-fray
Insert Name
Size of Insert (kilo-bases)
Vector Name pCaSpeR-hs
Size of Vector 8780
Total Size
Antibiotic res. or selection marker in other species
Antibiotic res. in bacteria Ampicillin
Type of cloning
Restriction enzymes used for cloning
Concentration
Special growth conditions (e.g. E.coli host stain)
Internal/External Internal - NP
Received From Chuck Arnold
Generation Date 8/1/1997
Author Matt Pettit/Mike Melnick
Available at Addgene (Link)
Addgene ID



Map Available


<http://genepath.med.harvard.edu/~perrimon/plasmidmaps/p247.pdf>

No Publication PDF Available

Publication

Unpublished

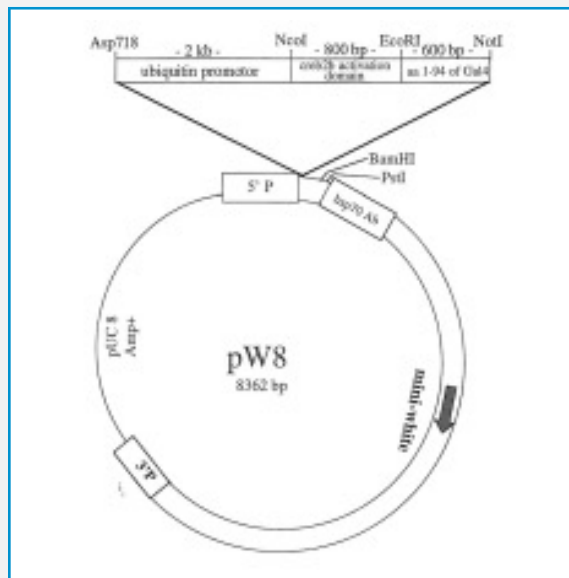
PMID N/A



Comments & Additional Info

Matt's notes: "PCR amplified the ORF from NB-1 (Nick Brown 0-4 hr. library, isolate 1), adding EcoRI and NotI sites immediately upstream and downstream of the ORF, with Cavener consensus (CAACAUG). Inserted into pCaSpeR-hs cut with .NotI and EcoRI. cDNA sequence checked after PCR."

Plasmid # 248
Plasmid Name Up-creb2b-G4D
Insert Name
Size of Insert (kilo-bases)
Vector Name pW8
Size of Vector
Total Size
Antibiotic res. or selection marker in other species
Antibiotic res. in bacteria
Type of cloning
Restriction enzymes used for cloning
Concentration
Special growth conditions (e.g. E.coli host stain)
Internal/External Internal - NP
Received From Chuck Arnold
Generation Date 8/1/1997
Author Martin Zeidler
Available at Addgene (Link)
Addgene ID



Map Available

<http://genepath.med.harvard.edu/~perrimon/plasmidmaps/p248.pdf>

No Publication PDF Available

Publication

N/A

PMID N/A



Comments & Additional Info

Martin's notes: "Transformation vector to constitutively express a CREB2b-Gal4 DNA binding domain fusion protein in flies."

Plasmid # 249

Plasmid Name Up-G4D

Insert Name

Size of Insert (kilo-bases)

Vector Name pW8

Size of Vector

Total Size

Antibiotic res. or selection marker in other species

Antibiotic res. in bacteria

Type of cloning

Restriction enzymes used for cloning

Concentration

Special growth conditions (e.g. E.coli host stain)

Internal/External Internal - NP

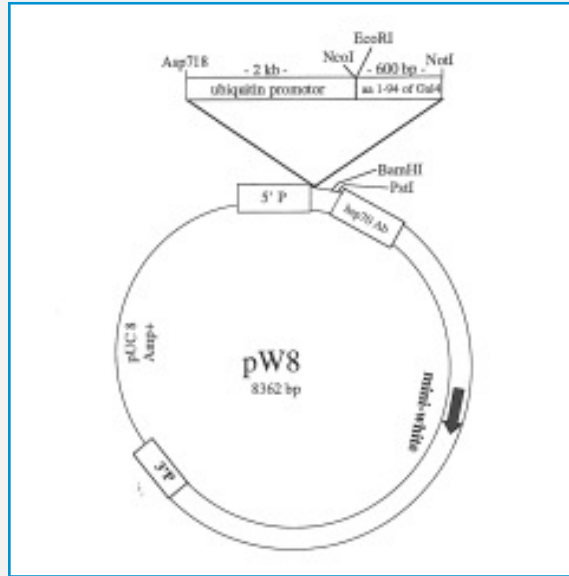
Received From Chuck Arnold

Generation Date 8/1/1997

Author Martin Zeidler

Available at Addgene (Link)

Addgene ID



Map Available

<http://genepath.med.harvard.edu/~perrimon/plasmidmaps/p249.pdf>

No Publication PDF Available

Publication

N/A

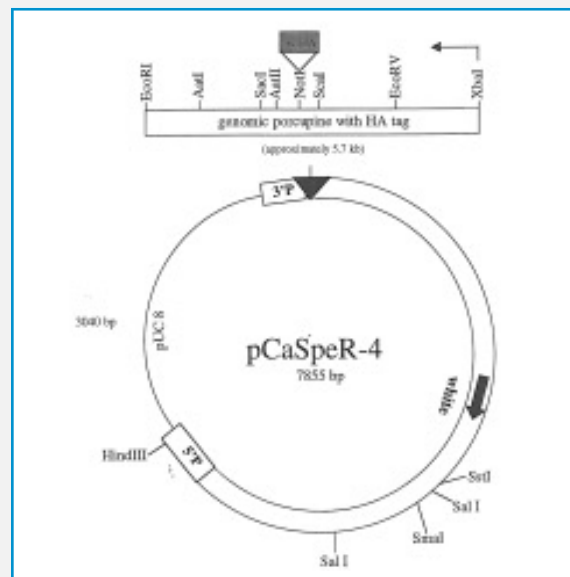
PMID N/A



Comments & Additional Info

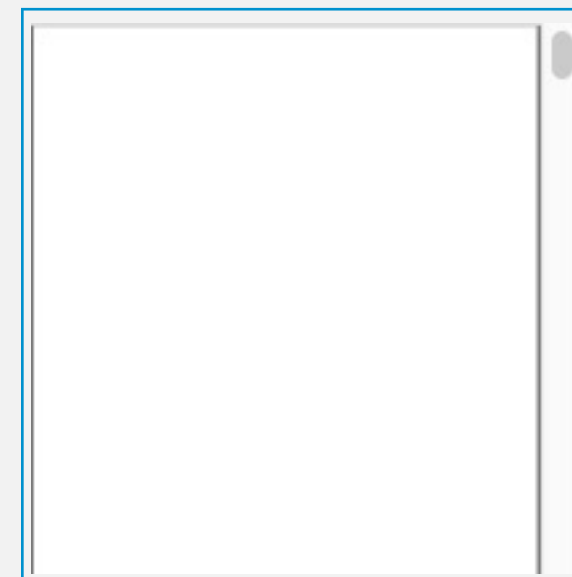
Martin's notes: "Transformation vector to constitutively express Gal4 DNA binding domain in flies."

Plasmid # 252
Plasmid Name Porcupine-HA in pCaS4
Insert Name
Size of Insert (kilo-bases)
Vector Name pCaSpeR-4
Size of Vector 7855
Total Size
Antibiotic res. or selection marker in other species
Antibiotic res. in bacteria Ampicillin
Type of cloning
Restriction enzymes used for cloning
Concentration
Special growth conditions (e.g. E.coli host stain)
Internal/External Internal - NP
Received From Chuck Arnold
Generation Date 8/1/1997
Author Erica Selva
Available at Addgene (Link)
Addgene ID



Map Available


<http://genepath.med.harvard.edu/~perrimon/plasmidmaps/p252.pdf>



Publication

Kadowaki et al. The segment polarity gene porcupine encodes a putative multitransmembrane protein involved in Wingless processing. *Genes Dev.* 1996 Dec 15;10(24):3116-28.

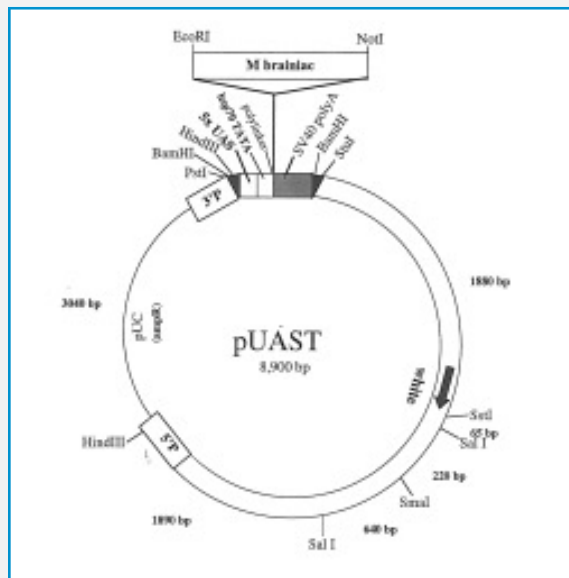
PMID 8985181



Comments & Additional Info

According to Erica Selva, she cut a cDNA with the HA tag already inserted (received from Tatsu Kadowaki) with *SalI* and *AatII*, and ligated that into the *SalI* and *AatII* sites of a porcine genomic fragment (approximately 5.7 kb) that included the porcine promoter. See her notes for further details regarding expected sizes of specific restriction fragments.

Plasmid # 253
Plasmid Name UAS-Mbrn
Insert Name
Size of Insert (kilo-bases)
Vector Name pUAST
Size of Vector 8904
Total Size
Antibiotic res. or selection marker in other species
Antibiotic res. in bacteria Ampicillin
Type of cloning
Restriction enzymes used for cloning
Concentration
Special growth conditions (e.g. E.coli host stain)
Internal/External Internal - NP
Received From Chuck Arnold
Generation Date 9/1/1997
Author Scott Goode
Available at Addgene (Link)
Addgene ID



Map Available


<http://genepath.med.harvard.edu/~perrimon/plasmidmaps/p253.pdf>

No Publication PDF Available

Publication

N/A

PMID N/A



Comments & Additional Info

No other information provided in Scott's notes.

Plasmid # 254

Plasmid Name UAS-Dbrn

Insert Name

Size of Insert (kilo-bases)

Vector Name pUAST

Size of Vector 8904

Total Size

Antibiotic res. or selection marker in other species

Antibiotic res. in bacteria Ampicillin

Type of cloning

Restriction enzymes used for cloning

Concentration

Special growth conditions (e.g. E.coli host stain)

Internal/External Internal - NP

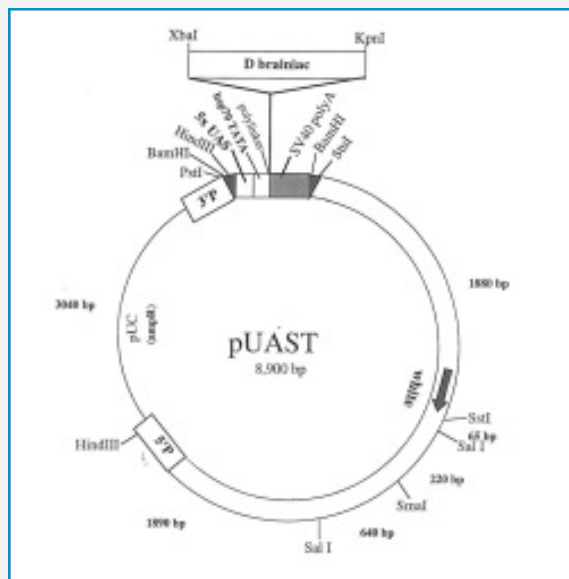
Received From Chuck Arnold

Generation Date 9/1/1997

Author Scott Goode

Available at Addgene (Link)

Addgene ID



Map Available


<http://genepath.med.harvard.edu/~perrimon/plasmidmaps/p254.pdf>



Publication

N/A

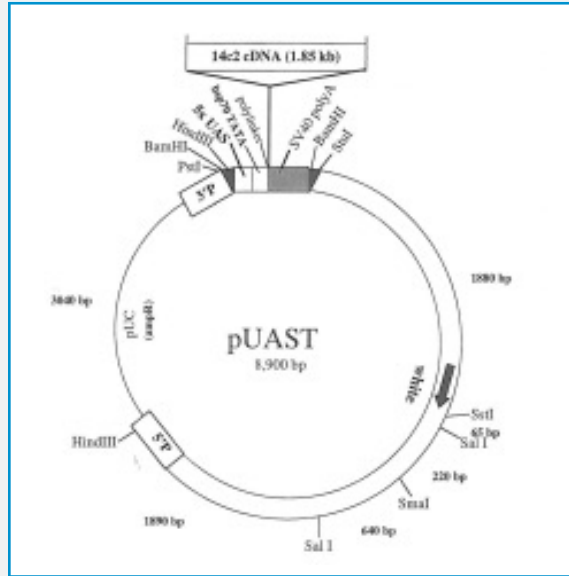
PMID N/A



Comments & Additional Info

No other information provided in Scott's notes.

Plasmid # 255
Plasmid Name UAS-14C2
Insert Name
Size of Insert (kilo-bases)
Vector Name pUAST
Size of Vector 8904
Total Size
Antibiotic res. or selection marker in other species
Antibiotic res. in bacteria Ampicillin
Type of cloning
Restriction enzymes used for cloning
Concentration
Special growth conditions (e.g. E.coli host stain)
Internal/External Internal - NP
Received From Chuck Arnold
Generation Date 9/1/1997
Author Udo Haecker
Available at Addgene (Link)
Addgene ID



Map Available


<http://genepath.med.harvard.edu/~perrimon/plasmidmaps/p255.pdf>



Publication

N/A

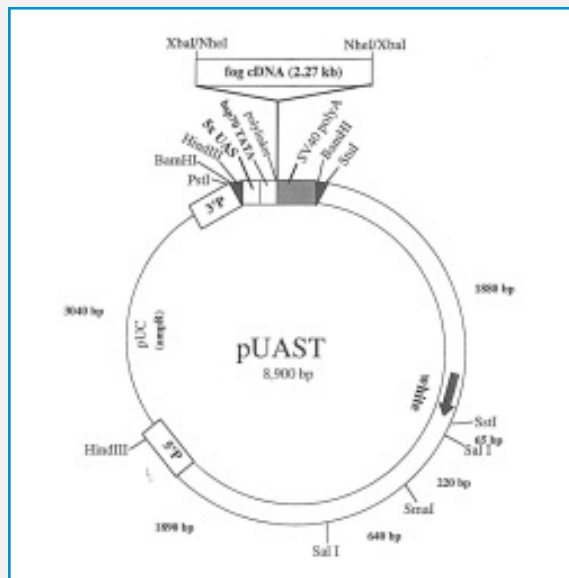
PMID N/A



Comments & Additional Info

Look at Udo's notes for information regarding cloning sites, etc. I can't figure out what exactly he did, or even what 14c2 is.

Plasmid # 256
Plasmid Name UAS-fog
Insert Name
Size of Insert (kilo-bases)
Vector Name pUAST
Size of Vector 8904
Total Size
Antibiotic res. or selection marker in other species
Antibiotic res. in bacteria Ampicillin
Type of cloning
Restriction enzymes used for cloning
Concentration
Special growth conditions (e.g. E.coli host stain)
Internal/External Internal - NP
Received From Chuck Arnold
Generation Date 9/1/1997
Author Udo Haecker
Available at Addgene (Link)
Addgene ID



Map Available


<http://genepath.med.harvard.edu/~perrimon/plasmidmaps/p256.pdf>



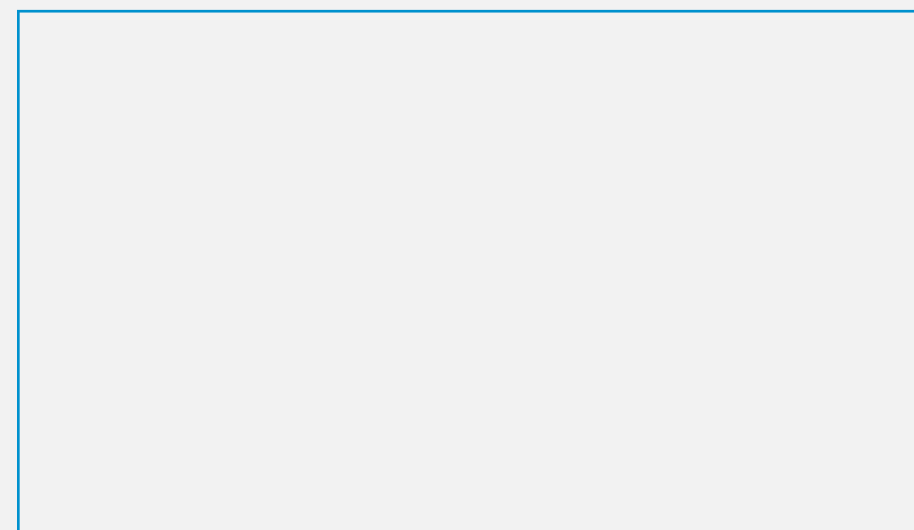
Publication

Haecker et al. DRhoGEF2 encodes a member of the Dbl family of oncogenes and controls cell shape changes during gastrulation in Drosophila. *Genes Dev.* 1998 Jan 15;12(2):274-84.

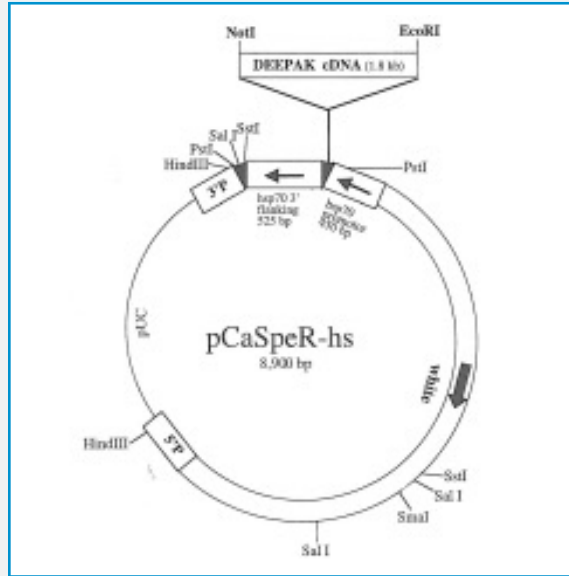
PMID 9436986



Comments & Additional Info



Plasmid # 257
Plasmid Name hs-DPak3
Insert Name
Size of Insert (kilo-bases)
Vector Name pCaSpeR-hs
Size of Vector 8780
Total Size
Antibiotic res. or selection marker in other species
Antibiotic res. in bacteria Ampicillin
Type of cloning
Restriction enzymes used for cloning
Concentration
Special growth conditions (e.g. E.coli host stain)
Internal/External Internal - NP
Received From Chuck Arnold
Generation Date 9/1/1997
Author Matt Pettit/Mike Melnick
Available at Addgene (Link)
Addgene ID



Map Available


<http://genepath.med.harvard.edu/~perrimon/plasmidmaps/p257.pdf>

No Publication PDF Available

Publication

N/A

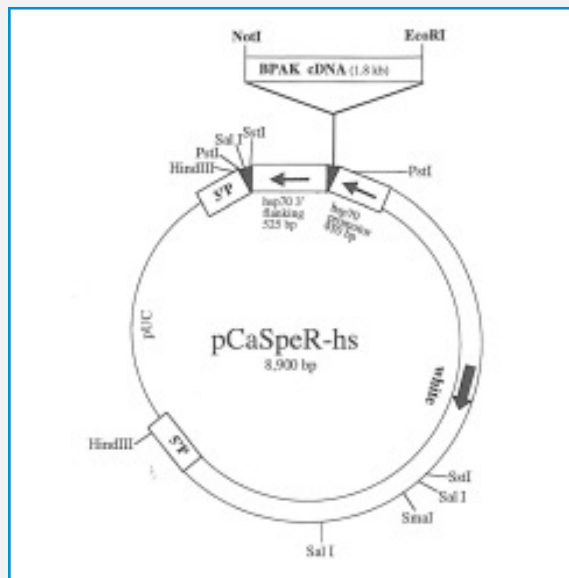
PMID N/A



Comments & Additional Info

Matt's notes: "PCR amplified the ORF from DPak3 cDNA, adding RI and Not sites immediately upstream and downstream of the ORF, with Cavener consensus (CAACAUG). Inserted into p(CaSpeR-hs) cut with EcoRI and NotI. cDNA sequence checked after PCR."

Plasmid # 258
Plasmid Name hs-Bpak
Insert Name
Size of Insert (kilo-bases)
Vector Name pCaSpeR-hs
Size of Vector 8780
Total Size
Antibiotic res. or selection marker in other species
Antibiotic res. in bacteria Ampicillin
Type of cloning
Restriction enzymes used for cloning
Concentration
Special growth conditions (e.g. E.coli host stain)
Internal/External Internal - NP
Received From Chuck Arnold
Generation Date 9/1/1997
Author Matt Pettit/Mike Melnick
Available at Addgene (Link)
Addgene ID



Map Available

<http://genepath.med.harvard.edu/~perrimon/plasmidmaps/p258.pdf>

No Publication PDF Available

Publication

N/A

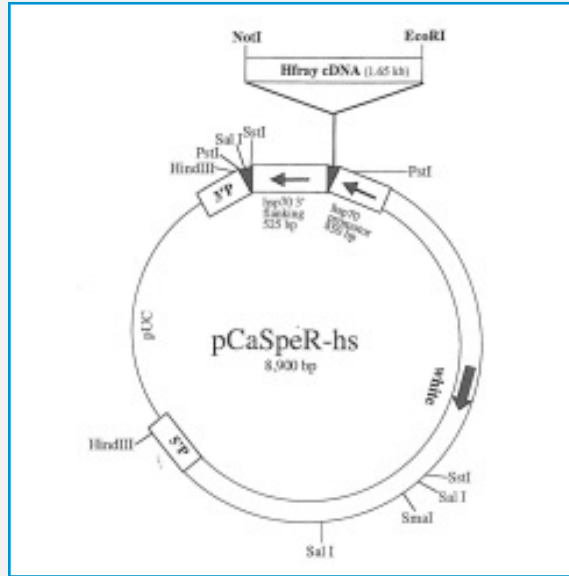
PMID N/A



Comments & Additional Info

Matt's notes: "PCR amplified the ORF from Mike's BPAK cD NA, adding RI and Not sites immediately upstream and downstream of the ORF, with Cavener consensus (CAACAUG). Inserted into p(CaSpeR-hs) cut with EcoRI and NotI. cDNA sequence checked after PCR."

Plasmid # 259
Plasmid Name hs-Hfray
Insert Name
Size of Insert (kilo-bases)
Vector Name pCaSpeR-hs
Size of Vector 8780
Total Size
Antibiotic res. or selection marker in other species
Antibiotic res. in bacteria Ampicillin
Type of cloning
Restriction enzymes used for cloning
Concentration
Special growth conditions (e.g. E.coli host stain)
Internal/External Internal - NP
Received From Chuck Arnold
Generation Date 9/1/1997
Author Matt Pettit/Mike Melnick
Available at Addgene (Link)
Addgene ID



Map Available


<http://genepath.med.harvard.edu/~perrimon/plasmidmaps/p259.pdf>

No Publication PDF Available

Publication

Unpublished

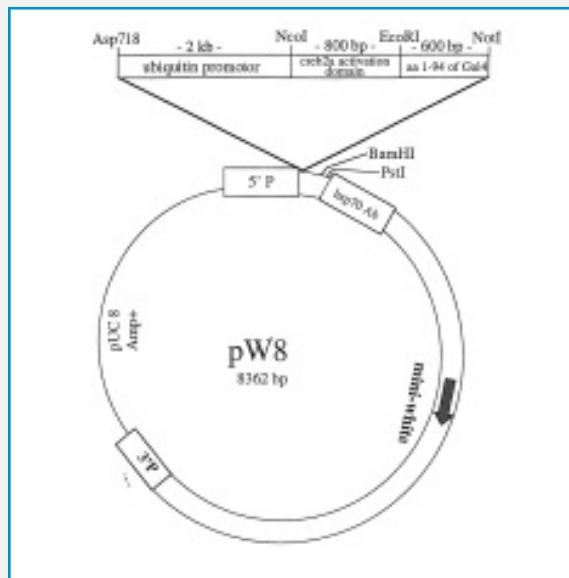
PMID N/A



Comments & Additional Info

Matt's notes: "PCR amplified the ORF from Mike's human fray homolog, adding EcoRI and NotI sites immediately upstream and downstream of the ORF, with Cavener consensus (CAACAUG). Inserted into pCaSpeR-hs cut with NotI and EcoRI. cDNA sequence checked after PCR. Lacks 10 aa in N-terminal, unconserved region."

Plasmid # 260
Plasmid Name Up-creb2a-G4D
Insert Name
Size of Insert (kilo-bases)
Vector Name pW8
Size of Vector
Total Size
Antibiotic res. or selection marker in other species
Antibiotic res. in bacteria
Type of cloning
Restriction enzymes used for cloning
Concentration
Special growth conditions (e.g. E.coli host stain)
Internal/External Internal - NP
Received From Chuck Arnold
Generation Date 8/1/1997
Author Martin Zeidler
Available at Addgene (Link)
Addgene ID



Map Available

<http://genepath.med.harvard.edu/~perrimon/plasmidmaps/p260.pdf>

No Publication PDF Available

Publication

N/A

PMID N/A



Comments & Additional Info

Martin's notes: "Transformation vector to constitutively express a CREB2a-Gal4 DNA binding domain fusion protein in flies. CREB2a is PKA responsive in vitro."

Plasmid # 261

Plasmid Name UAS-EPO-R YF

Insert Name

Size of Insert (kilo-bases)

Vector Name ?pUAST

Size of Vector

Total Size

Antibiotic res. or selection marker in other species

Antibiotic res. in bacteria Ampicillin

Type of cloning

Restriction enzymes used for cloning

Concentration

Special growth conditions (e.g. E.coli host stain)

Internal/External Internal - NP

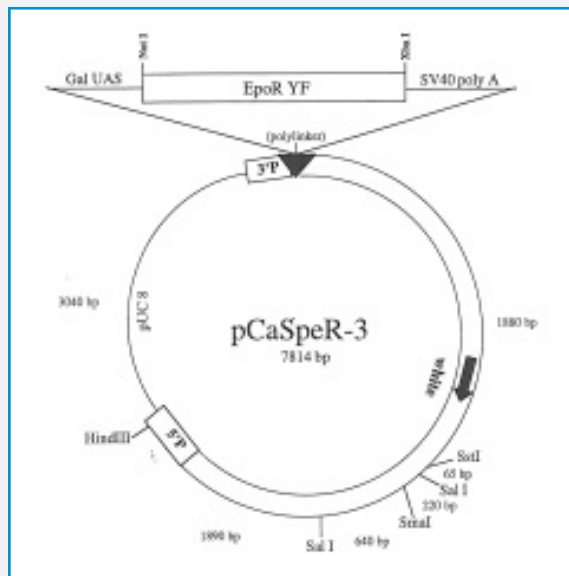
Received From Chuck Arnold

Generation Date 1/1/1998

Author Bernard Mathey-Prevot

Available at Addgene (Link)

Addgene ID



Map Available

<http://genepath.med.harvard.edu/~perrimon/plasmidmaps/p261.pdf>

No Publication PDF Available

Publication

Unpublished

PMID N/A



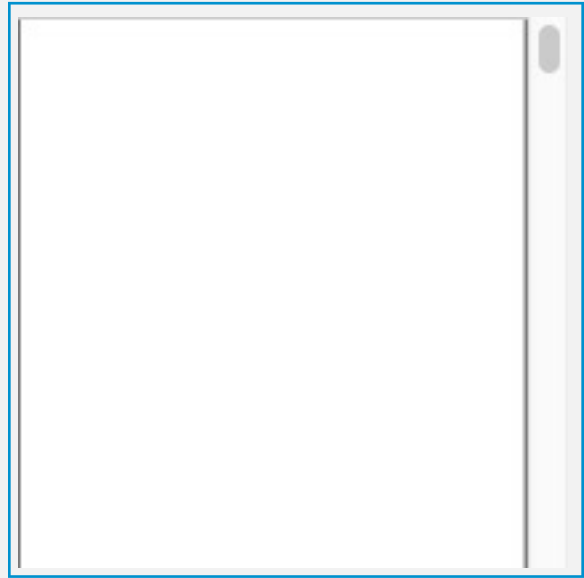
Comments & Additional Info

Bernard's map is drawn as it is drawn here with Gal UAS in CaSpeR-3, rather than simply cloned into pUAST.

Plasmid # 262
Plasmid Name UAS-FKB-Kek1-1c-myc (aka: Lip1)
Insert Name
Size of Insert (kilo-bases)
Vector Name pUAST
Size of Vector 8904
Total Size
Antibiotic res. or selection marker in other species
Antibiotic res. in bacteria Ampicillin
Type of cloning
Restriction enzymes used for cloning
Concentration
Special growth conditions (e.g. E.coli host stain)
Internal/External Internal - NP
Received From Chuck Arnold
Generation Date 1/1/1998
Author Christian Ghiglione
Available at Addgene (Link)
Addgene ID




Map Available




Publication

Ghiglione et al. The transmembrane molecule kekkon 1 acts in a feedback loop to negatively regulate the activity of the Drosophila EGF receptor during oogenesis. *Cell*. 1999 Mar 19;96(6):847-56.

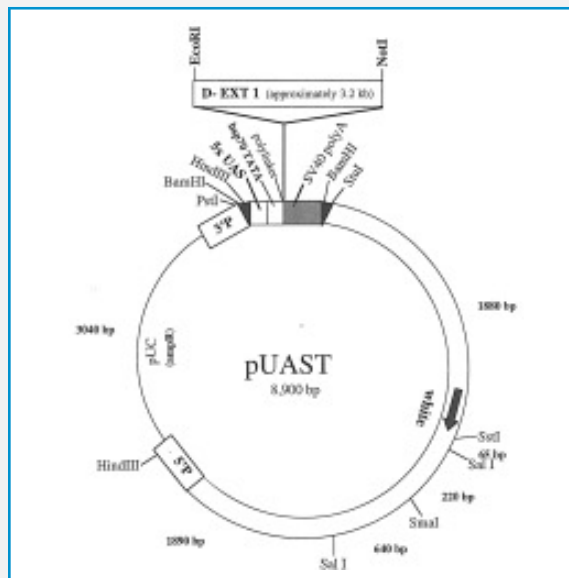
PMID 10102272



Comments & Additional Info



Plasmid # 263
Plasmid Name UAS-DExt (aka: ttv)
Insert Name
Size of Insert (kilo-bases)
Vector Name pUAST
Size of Vector 8904
Total Size
Antibiotic res. or selection marker in other species
Antibiotic res. in bacteria Ampicillin
Type of cloning
Restriction enzymes used for cloning
Concentration
Special growth conditions (e.g. E.coli host stain)
Internal/External Internal - NP
Received From Chuck Arnold
Generation Date 2/1/1998
Author Yohanns Bellaiche
Available at Addgene (Link)
Addgene ID



Map Available

<http://genepath.med.harvard.edu/~perrimon/plasmidmaps/p263.pdf>



Publication

Bellaiche et al. Tout-velu is a Drosophila homologue of the putative tumour suppressor EXT-1 and is needed for Hh diffusion. Nature. 1998 Jul 2;394 (6688):85-8.

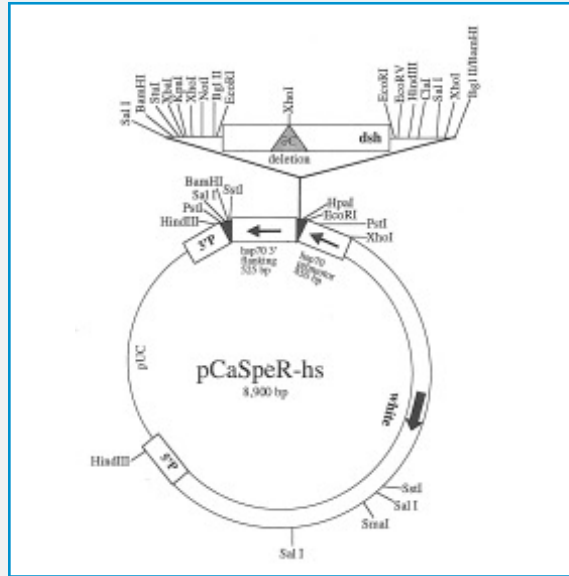
PMID 9665133



Comments & Additional Info

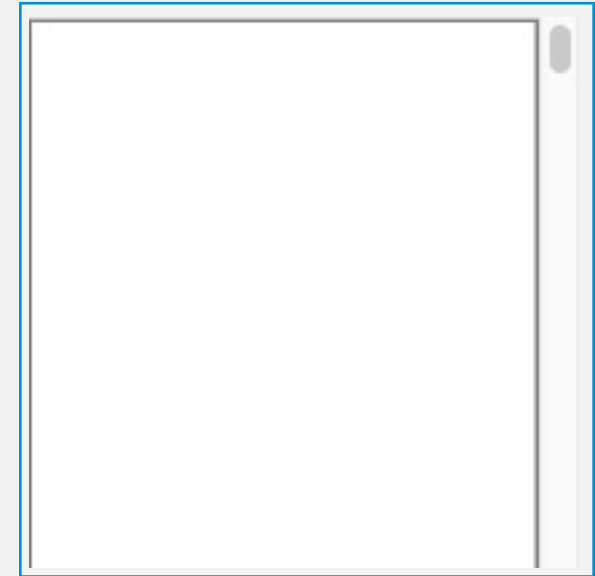
Yohann / Inge's notes: "D-EXT cut w/ EcoRI/NotI and cloned at EcoRI/NotI of pUAST."

Plasmid # 265
Plasmid Name hs-dsh dC1
Insert Name
Size of Insert (kilo-bases)
Vector Name pCaSpeR-hs
Size of Vector 8780
Total Size
Antibiotic res. or selection marker in other species
Antibiotic res. in bacteria Ampicillin
Type of cloning
Restriction enzymes used for cloning
Concentration
Special growth conditions (e.g. E.coli host stain)
Internal/External Internal - NP
Received From Chuck Arnold
Generation Date 2/1/1998
Author Jeff Axelrod
Available at Addgene (Link)
Addgene ID



Map Available


<http://genepath.med.harvard.edu/~perrimon/plasmidmaps/p265.pdf>



Publication

Axelrod et al. Differential recruitment of Dishevelled provides signaling specificity in the planar cell polarity and Wingless signaling pathways. *Genes Dev.* 1998 Aug 15;12(16):2610-22.

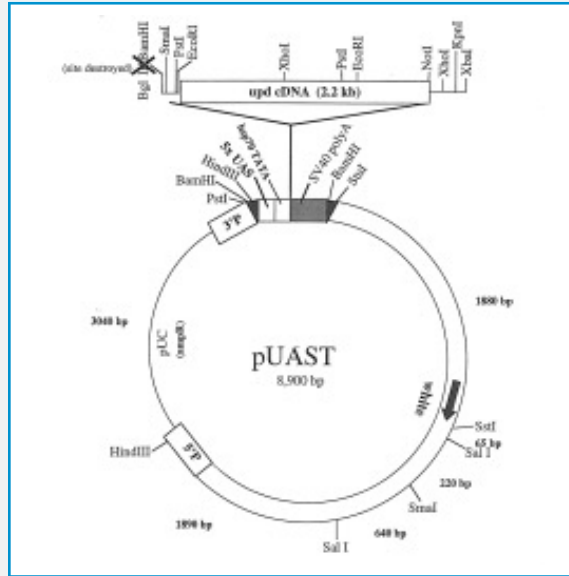
PMID 9716412



Comments & Additional Info

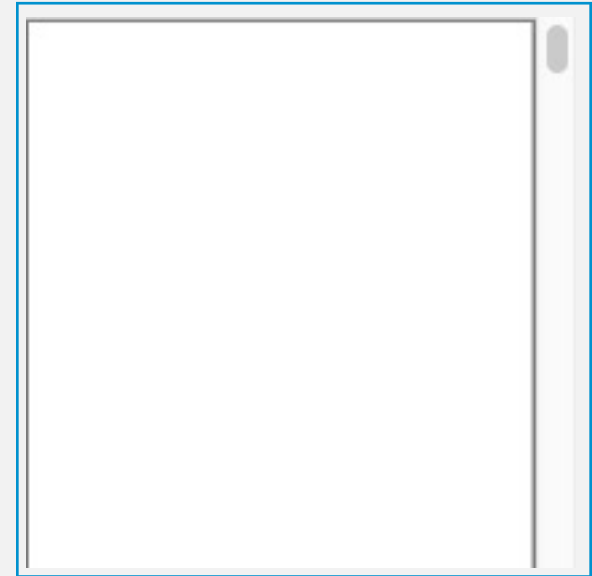
Jeff's notes: "Bam-Xba fragment from BSK-alphaCl dsh into Bgl II+ Xba cut hs-CaSpeR. Deletes just the DEP domain."

Plasmid # 266
Plasmid Name UAS-unpaired (upd)
Insert Name
Size of Insert (kilo-bases)
Vector Name pUAST
Size of Vector 8904
Total Size
Antibiotic res. or selection marker in other species
Antibiotic res. in bacteria Ampicillin
Type of cloning
Restriction enzymes used for cloning
Concentration
Special growth conditions (e.g. E.coli host stain)
Internal/External Internal - NP
Received From Chuck Arnold
Generation Date 1/1/1998
Author Erika Bach
Available at Addgene (Link)
Addgene ID



Map Available


<http://genepath.med.harvard.edu/~perrimon/plasmidmaps/p266.pdf>



Publication

Harrison et al. Drosophila unpaired encodes a secreted protein that activates the JAK signaling pathway. *Genes Dev.* 1998 Oct 15;12(20):3252-63.

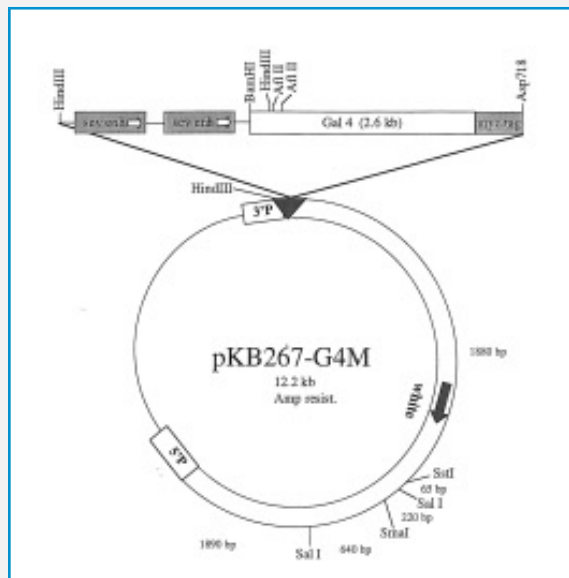
PMID 9784499



Comments & Additional Info

Martin's notes: "2.2 kb Bam/Not fragment of pBS-upd plasmid subcloned into Bgl II/NotI cut pUAST vector." See his map for some additional diagnostic digest information (expected size of various fragments).

Plasmid # 267
Plasmid Name pKB267-G4M
Insert Name
Size of Insert (kilo-bases)
Vector Name
Size of Vector
Total Size
Antibiotic res. or selection marker in other species
Antibiotic res. in bacteria
Type of cloning
Restriction enzymes used for cloning
Concentration
Special growth conditions (e.g. E.coli host stain)
Internal/External
Received From
Generation Date
Author
Available at Addgene (Link)
Addgene ID



Map Available

<http://genepath.med.harvard.edu/~perrimon/plasmidmaps/p267.pdf>



Publication

N/A

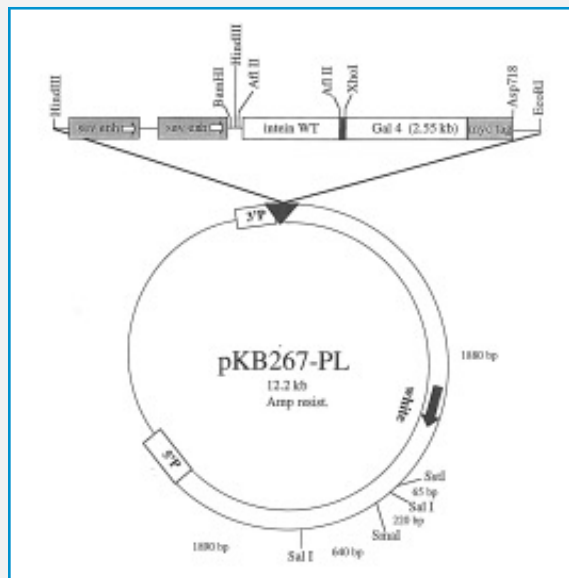
PMID N/A



Comments & Additional Info

Martin's notes: "SevE vector containing Gal 4 modified to contain silent sites and myc tag. Control plasmid for TS intein experiments." See Martin's map for some additional information regarding size of expected fragments for diagnostic digests. Note that an EcoRI site just before the Asp718 site has been destroyed.

Plasmid # 268
Plasmid Name WT intein
Insert Name
Size of Insert (kilo-bases)
Vector Name pKB267 (sev enh)
Size of Vector
Total Size
Antibiotic res. or selection marker in other species
Antibiotic res. in bacteria Ampicillin
Type of cloning
Restriction enzymes used for cloning
Concentration
Special growth conditions (e.g. E.coli host stain)
Internal/External Internal - NP
Received From Chuck Arnold
Generation Date 10/1/1997
Author Martin Zeidler
Available at Addgene (Link)
Addgene ID



Map Available

<http://genepath.med.harvard.edu/~perrimon/plasmidmaps/p268.pdf>

Publication

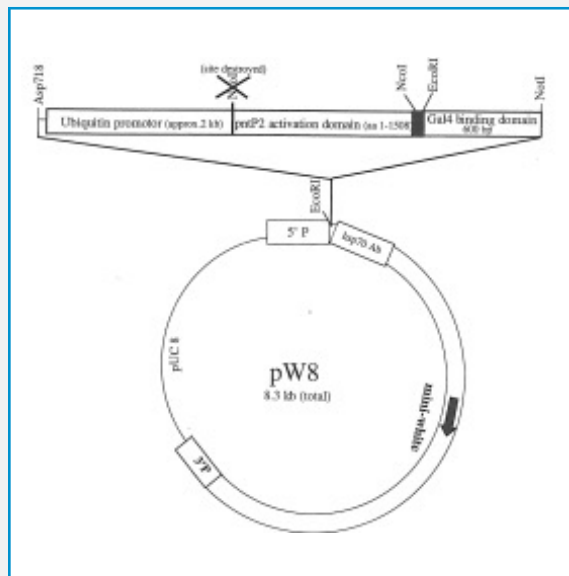
Zeidler et al. Temperature-sensitive control of protein activity by conditionally splicing inteins. *Nat Biotechnol.* 2004 Jul;22(7):871-6. Epub 2004 Jun 6.

PMID 15184905

Comments & Additional Info

Martin's notes: "SevE vector containing Gal 4 with silent sites and WT intein as control for TS intein experiments." See Martin's map for some additional information regarding size of expected fragments for diagnostic digests. Note that an EcoRI site just before the Asp718 site has been destroyed.

Plasmid # 269
Plasmid Name Up-pntP2-G4D
Insert Name
Size of Insert (kilo-bases)
Vector Name pW8
Size of Vector
Total Size
Antibiotic res. or selection marker in other species
Antibiotic res. in bacteria
Type of cloning
Restriction enzymes used for cloning
Concentration
Special growth conditions (e.g. E.coli host stain)
Internal/External Internal - NP
Received From Chuck Arnold
Generation Date 10/1/1997
Author Martin Zeidler
Available at Addgene (Link)
Addgene ID



Map Available

<http://genepath.med.harvard.edu/~perrimon/plasmidmaps/p269.pdf>



Publication

Unpublished

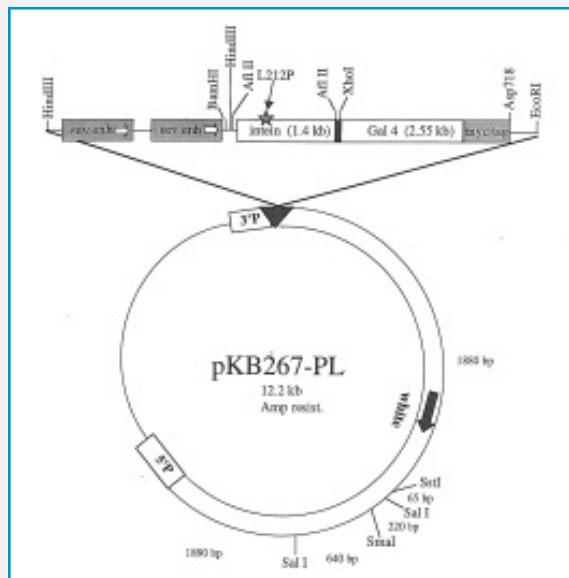
PMID N/A



Comments & Additional Info

Martin's notes: "pntP2 has internal NcoI sites. 5' fusion done bluntly, destroying site. Transformation vector to constitutively express pntP2-gal4 DNA binding domain fusion in flies. PntP2 is MapK responsive. Only ends and cloning sites of pnt have been sequenced."

Plasmid # 270
Plasmid Name intein ts 1-1
Insert Name
Size of Insert (kilo-bases)
Vector Name pKB267 (sev enh)
Size of Vector
Total Size
Antibiotic res. or selection marker in other species
Antibiotic res. in bacteria Ampicillin
Type of cloning
Restriction enzymes used for cloning
Concentration
Special growth conditions (e.g. E.coli host stain)
Internal/External Internal - NP
Received From Chuck Arnold
Generation Date 10/1/1997
Author Martin Zeidler
Available at Addgene (Link)
Addgene ID



Map Available

<http://genepath.med.harvard.edu/~perrimon/plasmidmaps/p270.pdf>

Publication

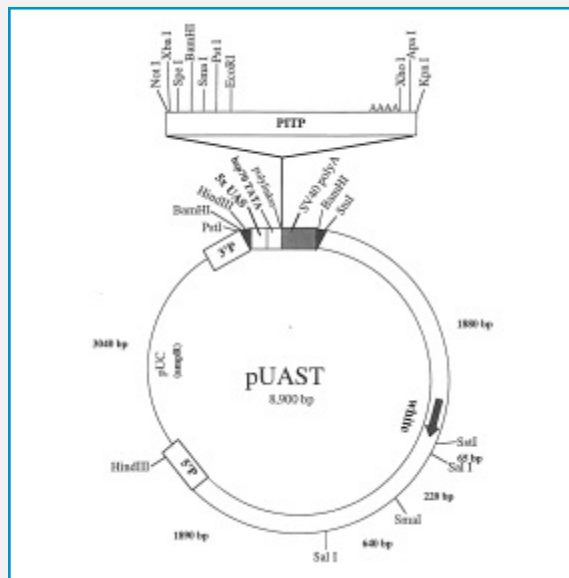
Zeidler et al. Temperature-sensitive control of protein activity by conditionally splicing inteins. *Nat Biotechnol.* 2004 Jul;22(7):871-6. Epub 2004 Jun 6.

PMID 15184905

Comments & Additional Info

Martin's notes: " SevE vector containing Gal 4 with silent sites and intein with L212P TS mutation." See Martin's map for some additional information regarding size of expected fragments for diagnostic digests.

Plasmid # 271
Plasmid Name UAS-PITP
Insert Name
Size of Insert (kilo-bases)
Vector Name pUAST
Size of Vector 8904
Total Size
Antibiotic res. or selection marker in other species
Antibiotic res. in bacteria Ampicillin
Type of cloning
Restriction enzymes used for cloning
Concentration
Special growth conditions (e.g. E.coli host stain)
Internal/External Internal - NP
Received From Chuck Arnold
Generation Date 4/1/1998
Author Eric Spana
Available at Addgene (Link)
Addgene ID



Map Available


<http://genepath.med.harvard.edu/~perrimon/plasmidmaps/p271.pdf>



Publication

Unpublished

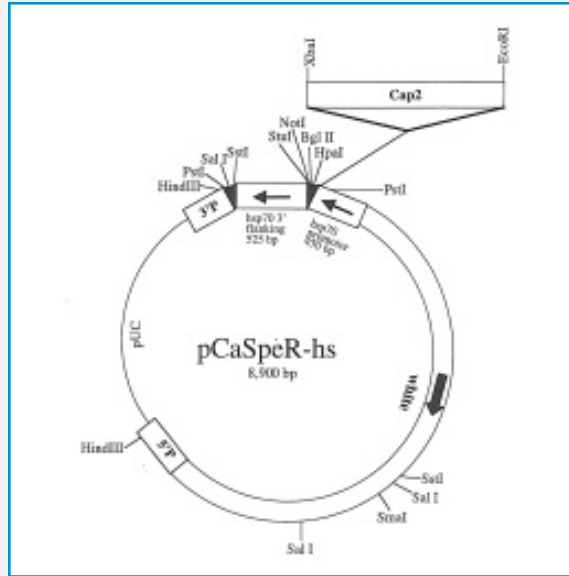
PMID N/A



Comments & Additional Info

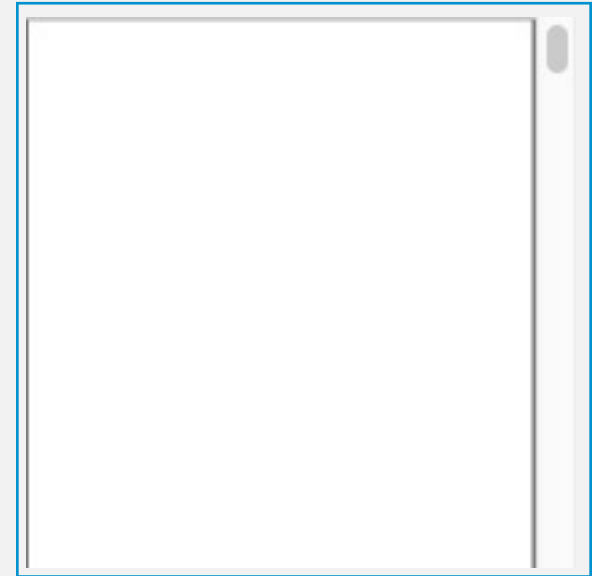
Eric's notes: "Not-Kpn fragment of PITP cDNA pHL04023 cloned into Not-Kpn site of pUAST."

Plasmid # 272
Plasmid Name hs-Cap2
Insert Name
Size of Insert (kilo-bases)
Vector Name pCaSpeR-hs
Size of Vector 8780
Total Size
Antibiotic res. or selection marker in other species
Antibiotic res. in bacteria Ampicillin
Type of cloning
Restriction enzymes used for cloning
Concentration
Special growth conditions (e.g. E.coli host stain)
Internal/External Internal - NP
Received From Chuck Arnold
Generation Date 5/1/1998
Author Buzz Baum
Available at Addgene (Link)
Addgene ID



Map Available

<http://genepath.med.harvard.edu/~perrimon/plasmidmaps/p272.pdf>



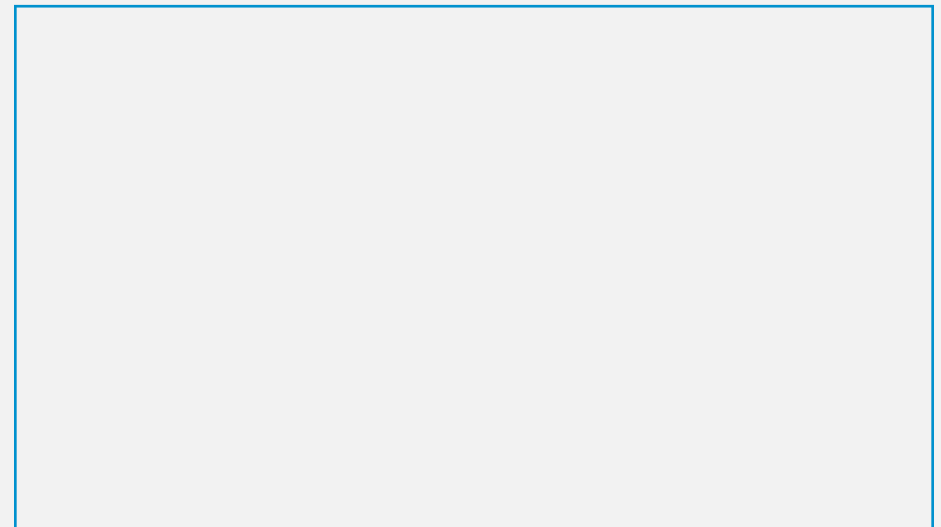
Publication

Baum et al. Spatial control of the actin cytoskeleton in Drosophila epithelial cells. Nat Cell Biol. 2001 Oct;3(10):883-90.

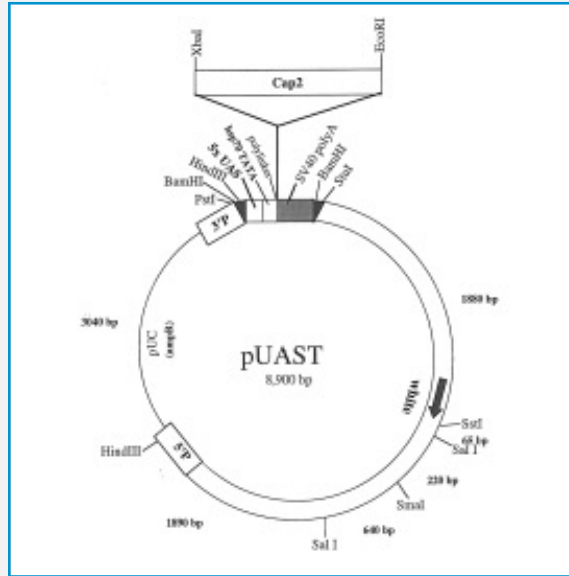
PMID 11584269



Comments & Additional Info




Plasmid #	273
Plasmid Name	UAS-Cap2
Insert Name	
Size of Insert (kilo-bases)	
Vector Name	pUAST
Size of Vector	8904
Total Size	
Antibiotic res. or selection marker in other species	
Antibiotic res. in bacteria	Ampicillin
Type of cloning	
Restriction enzymes used for cloning	
Concentration	
Special growth conditions (e.g. E.coli host stain)	
Internal/External	Internal - NP
Received From	Chuck Arnold
Generation Date	5/1/1998
Author	Buzz Baum
Available at Addgene (Link)	
Addgene ID	



Map Available

<http://genepath.med.harvard.edu/~perrimon/plasmidmaps/p273.pdf>



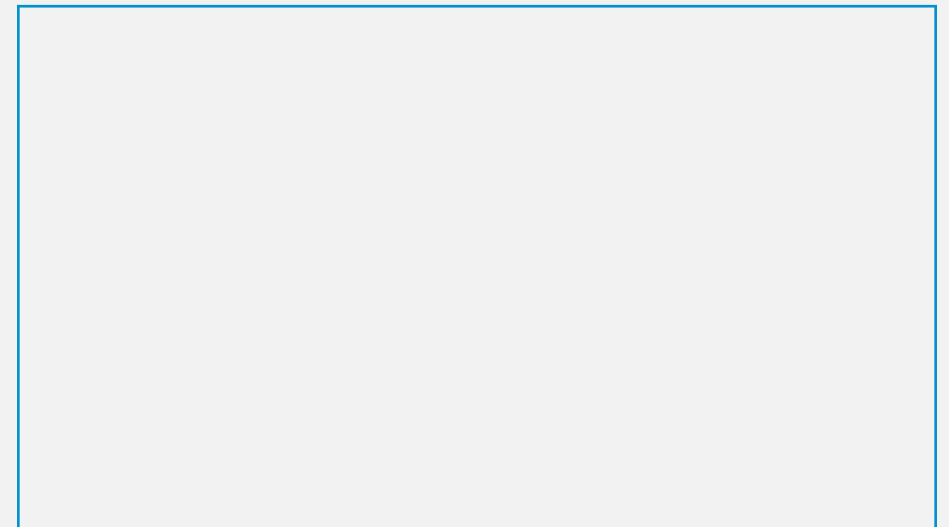
Publication

Baum et al. Spatial control of the actin cytoskeleton in *Drosophila* epithelial cells. *Nat Cell Biol.* 2001 Oct;3(10):883-90.

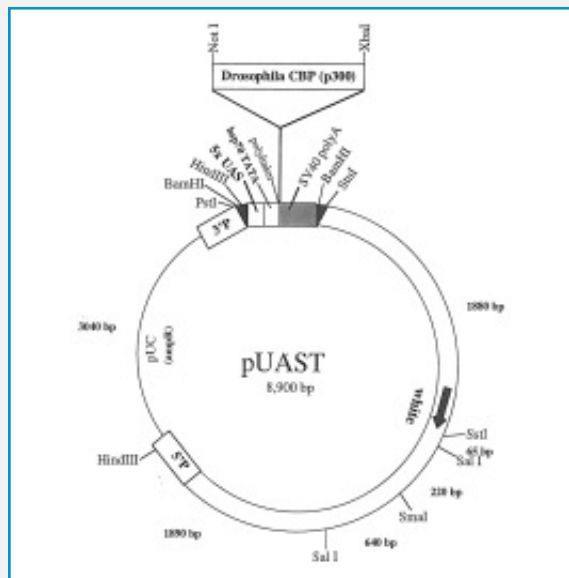
PMID 11584269



Comments & Additional Info



Plasmid # 274
Plasmid Name UAS-dCBP
Insert Name dCBP
Size of Insert (kilo-bases)
Vector Name pUAST
Size of Vector 8904
Total Size
Antibiotic res. or selection marker in other species
Antibiotic res. in bacteria Ampicillin
Type of cloning
Restriction enzymes used for cloning
Concentration 0.5 ug / ul
Special growth conditions (e.g. E.coli host stain)
Internal/External Internal - NP
Received From Chuck Arnold
Generation Date 5/1/1998
Author Bernard Mathey-Prevot
Available at Addgene (Link)
Addgene ID



Map Available

<http://genepath.med.harvard.edu/~perrimon/plasmidmaps/p274.pdf>

No Publication PDF Available

Publication

Unpublished

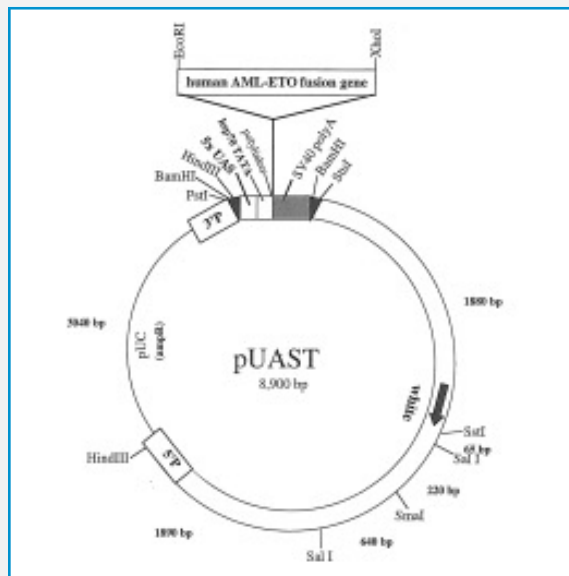
PMID ---



Comments & Additional Info

Bernard's notes: "Drosophila CBP (p300) cDNA (from Yang Chan) cloned into XbaI-NotI sites in pUAST poly linker."

Plasmid # 275
Plasmid Name UAS-AML-ETO FL (full length)
Insert Name
Size of Insert (kilo-bases)
Vector Name pUAST
Size of Vector 8904
Total Size
Antibiotic res. or selection marker in other species
Antibiotic res. in bacteria Ampicillin
Type of cloning
Restriction enzymes used for cloning
Concentration 0.5 ug / ul
Special growth conditions (e.g. E.coli host stain)
Internal/External Internal - NP
Received From Chuck Arnold
Generation Date 5/1/1998
Author Bernard Mathey-Prevot
Available at Addgene (Link)
Addgene ID



Map Available

<http://genepath.med.harvard.edu/~perrimon/plasmidmaps/p275.pdf>

No Publication PDF Available

Publication

Unpublished

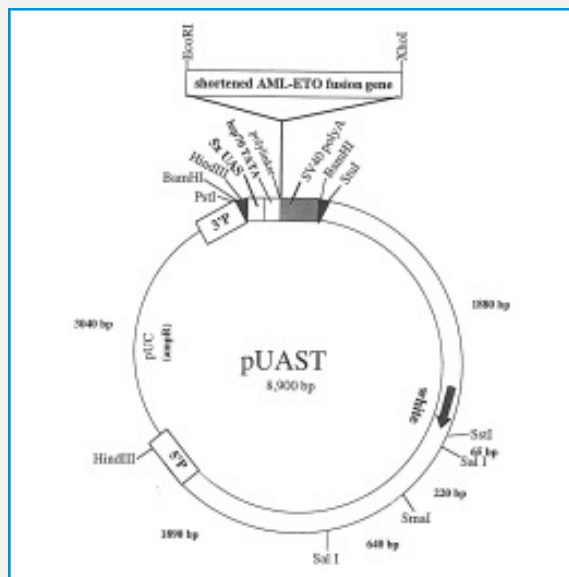
PMID N/A

No Additional Documents Available

Comments & Additional Info

Bernard's notes: "cDNA corresponding to (8121) translocation fusing part of AML1 gene to ETO gene (human). Cloned into RI/Xho sites of pUAST."

Plasmid # 276
Plasmid Name UAS-AML-ETO S (short)
Insert Name
Size of Insert (kilo-bases)
Vector Name pUAST
Size of Vector 8904
Total Size
Antibiotic res. or selection marker in other species
Antibiotic res. in bacteria Ampicillin
Type of cloning
Restriction enzymes used for cloning
Concentration 0.5 ug / ul
Special growth conditions (e.g. E.coli host stain)
Internal/External Internal - NP
Received From Chuck Arnold
Generation Date 5/1/1998
Author Bernard Mathey-Prevot
Available at Addgene (Link)
Addgene ID



Map Available

<http://genepath.med.harvard.edu/~perrimon/plasmidmaps/p276.pdf>

No Publication PDF Available

Publication

Unpublished

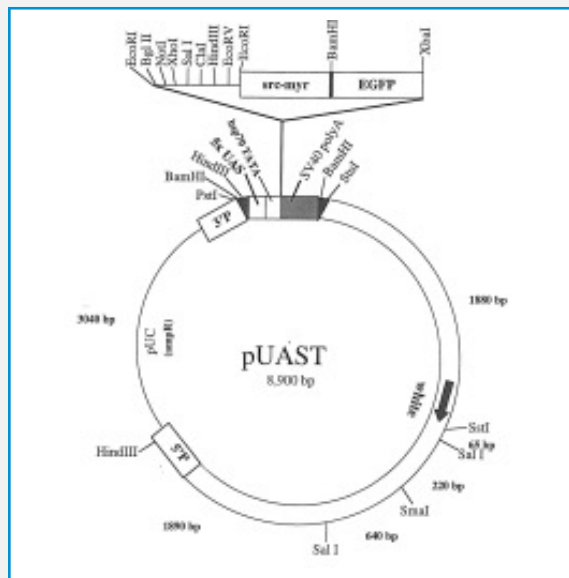
PMID N/A

No Additional Documents Available

Comments & Additional Info

Bernard's notes: "Shortened (lacks 3' end) cDNA of fused AML1/ETO chimeric gene(human). Cloned into RI/Xho sites of pUAST."

Plasmid # 277
Plasmid Name UAS-src-EGFP
Insert Name
Size of Insert (kilo-bases)
Vector Name pUAST
Size of Vector 8904
Total Size
Antibiotic res. or selection marker in other species
Antibiotic res. in bacteria Ampicillin
Type of cloning
Restriction enzymes used for cloning
Concentration
Special growth conditions (e.g. E.coli host stain)
Internal/External Internal - NP
Received From Chuck Arnold
Generation Date 5/1/1998
Author Eric Spana
Available at Addgene (Link)
Addgene ID



Map Available

<http://genepath.med.harvard.edu/~perrimon/plasmidmaps/p277.pdf>

No Publication PDF Available

Publication

Unpublished

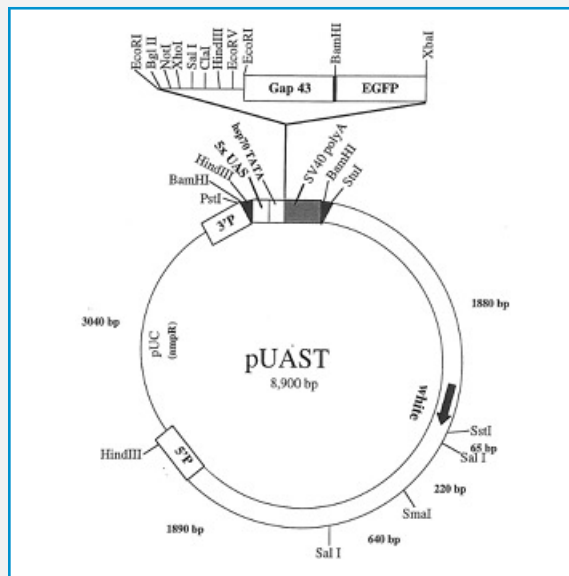
PMID N/A



Comments & Additional Info

Eric's notes: "MGSSKSKPKDPSQR tag attached to EGFP (Clontech) cloned into pUAST. v-src myristolation domain."

Plasmid # 278
Plasmid Name UAS-GAP43-EGFP
Insert Name
Size of Insert (kilo-bases)
Vector Name pUAST
Size of Vector 8904
Total Size
Antibiotic res. or selection marker in other species
Antibiotic res. in bacteria Ampicillin
Type of cloning
Restriction enzymes used for cloning
Concentration
Special growth conditions (e.g. E.coli host stain)
Internal/External Internal - NP
Received From Chuck Arnold
Generation Date 5/1/1998
Author Eric Spana
Available at Addgene (Link)
Addgene ID



Map Available

<http://genepath.med.harvard.edu/~perrimon/plasmidmaps/p278.pdf>

No Publication PDF Available

Publication

Unpublished

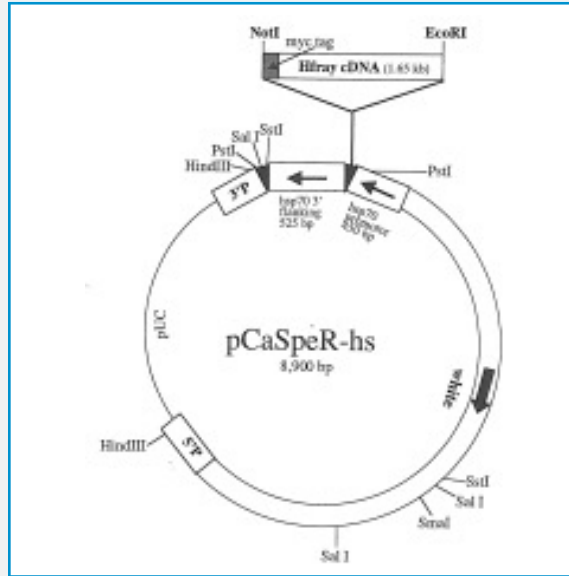
PMID N/A



Comments & Additional Info

A large, empty rectangular box with a thin blue border, intended for user comments or additional information.

Plasmid # 279
Plasmid Name hs-fray-myc
Insert Name
Size of Insert (kilo-bases)
Vector Name pCaSpeR-hs
Size of Vector 8780
Total Size
Antibiotic res. or selection marker in other species
Antibiotic res. in bacteria Ampicillin
Type of cloning
Restriction enzymes used for cloning
Concentration
Special growth conditions (e.g. E.coli host stain)
Internal/External Internal - NP
Received From Chuck Arnold
Generation Date 5/1/1998
Author Matt Pettit/Mike Melnick
Available at Addgene (Link)
Addgene ID



Map Available


<http://genepath.med.harvard.edu/~perrimon/plasmidmaps/p279.pdf>



Publication

Unpublished

PMID N/A



Comments & Additional Info

Matt's notes: "PCR amplified the ORF from fray cDNA (NB-1), adding an RI site and one myc repeat at N-terminus and a NotI site at the C-terminus of the ORF, with Cavener consensus (CAACAUG). Inserted into p(CaSpeR-hs) cut with EcoRI and NotI. cDNA sequence checked after PCR."

Plasmid # 280

Plasmid Name hs-Hfray-myc

Insert Name

Size of Insert (kilo-bases)

Vector Name pCaSpeR-hs

Size of Vector 8780

Total Size

Antibiotic res. or selection marker in other species

Antibiotic res. in bacteria Ampicillin

Type of cloning

Restriction enzymes used for cloning

Concentration

Special growth conditions (e.g. E.coli host stain)

Internal/External Internal - NP

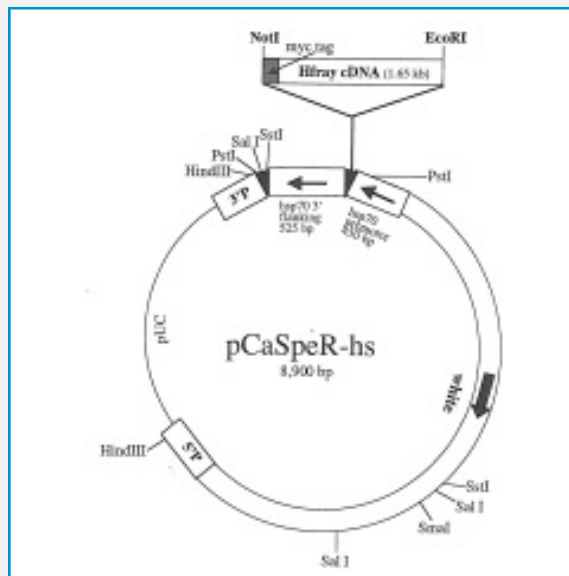
Received From Chuck Arnold

Generation Date 6/1/1998

Author Matt Pettit/Mike Melnick

Available at Addgene (Link)

Addgene ID



Map Available


<http://genepath.med.harvard.edu/~perrimon/plasmidmaps/p280.pdf>

No Publication PDF Available

Publication

Unpublished

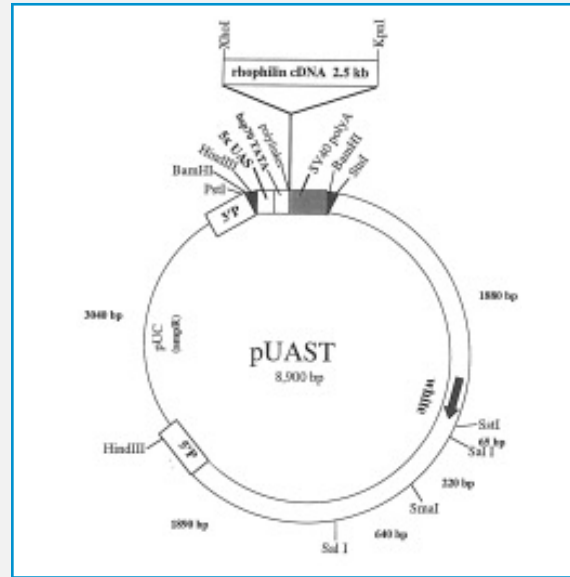
PMID N/A



Comments & Additional Info


Matt's notes: "PCR amplified the ORF from Mike's human fray homolog, adding EcoRI and one myc repeat at N-terminus and a NotI site at the C-terminus of the ORF, with Cavener consensus (CAACAUG). Inserted into pCaSpeR-hs cut with NotI and EcoRI. cDNA sequence checked after PCR. Lacks few of the most N-terminal aa." (?10 aa)

Plasmid # 281
Plasmid Name UAS-rhophilin
Insert Name
Size of Insert (kilo-bases)
Vector Name pUAST
Size of Vector 8904
Total Size
Antibiotic res. or selection marker in other species
Antibiotic res. in bacteria Ampicillin
Type of cloning
Restriction enzymes used for cloning
Concentration
Special growth conditions (e.g. E.coli host stain)
Internal/External Internal - NP
Received From Chuck Arnold
Generation Date 4/1/1998
Author Udo Haecker
Available at Addgene (Link)
Addgene ID



Map Available

<http://genepath.med.harvard.edu/~perrimon/plasmidmaps/p281.pdf>



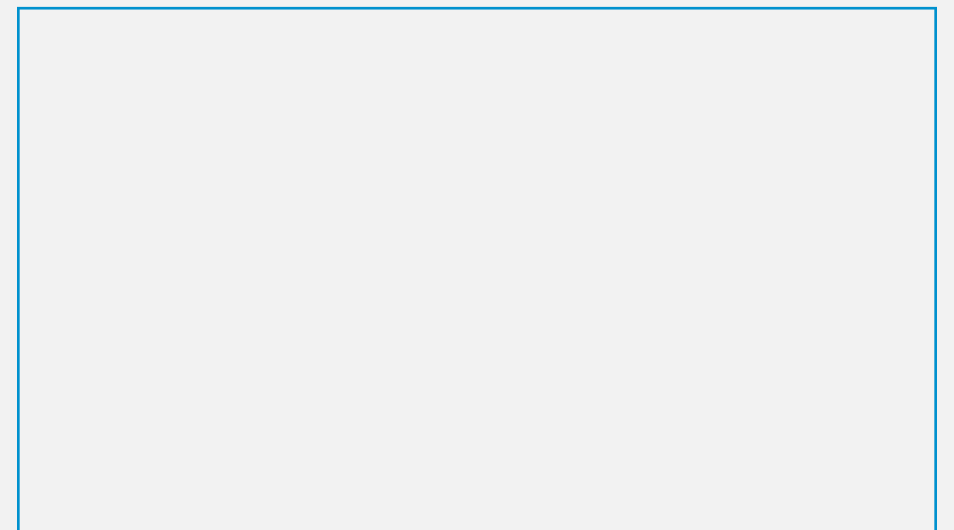
Publication

Haecker et al. DRhoGEF2 encodes a member of the Dbl family of oncogenes and controls cell shape changes during gastrulation in Drosophila. *Genes Dev.* 1998 Jan 15;12(2):274-84.

PMID 9436986



Comments & Additional Info



Plasmid # 282
Plasmid Name UAS-DRhoGEF2-CT26 (See also #235)
Insert Name
Size of Insert (kilo-bases)
Vector Name pUAST
Size of Vector 8904
Total Size
Antibiotic res. or selection marker in other species
Antibiotic res. in bacteria Ampicillin
Type of cloning
Restriction enzymes used for cloning
Concentration
Special growth conditions (e.g. E.coli host stain)
Internal/External Internal - NP
Received From Chuck Arnold
Generation Date 4/1/1998
Author Udo Haecker
Available at Addgene (Link)
Addgene ID




Map Available




Publication

Haecker et al. DRhoGEF2 encodes a member of the Dbl family of oncogenes and controls cell shape changes during gastrulation in Drosophila. *Genes Dev.* 1998 Jan 15;12(2):274-84.

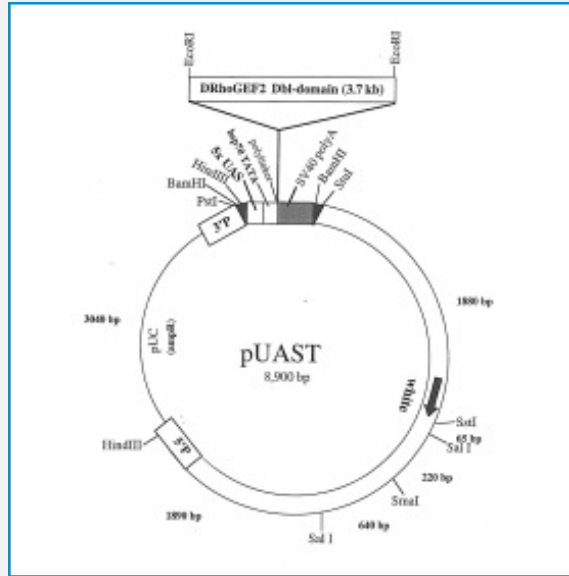
PMID 9436986



Comments & Additional Info



Plasmid # 283
Plasmid Name UAS-RhoGEF-3'
Insert Name
Size of Insert (kilo-bases)
Vector Name pUAST
Size of Vector 8904
Total Size
Antibiotic res. or selection marker in other species
Antibiotic res. in bacteria Ampicillin
Type of cloning
Restriction enzymes used for cloning
Concentration
Special growth conditions (e.g. E.coli host stain)
Internal/External Internal - NP
Received From Chuck Arnold
Generation Date 4/1/1998
Author Udo Haecker
Available at Addgene (Link)
Addgene ID



Map Available

<http://genepath.med.harvard.edu/~perrimon/plasmidmaps/p283.pdf>



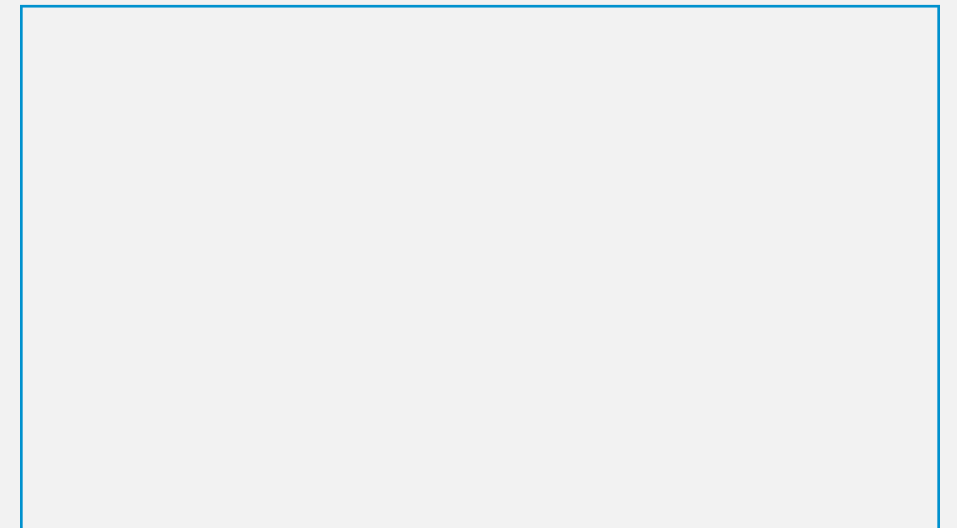
Publication

Haecker et al. DRhoGEF2 encodes a member of the Dbl family of oncogenes and controls cell shape changes during gastrulation in Drosophila. *Genes Dev.* 1998 Jan 15;12(2):274-84.

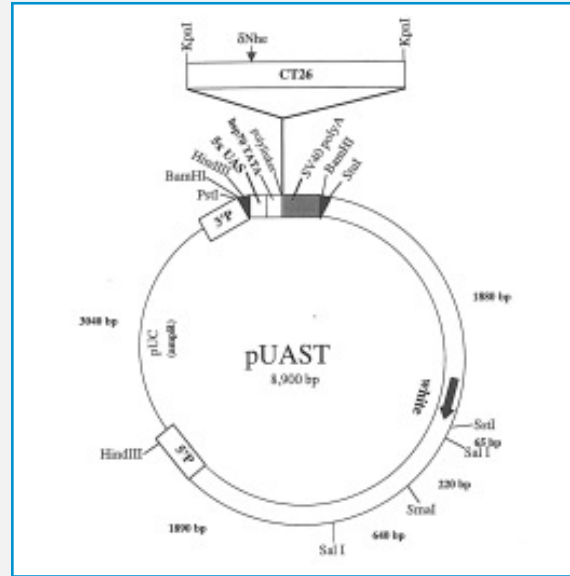
PMID 9436986



Comments & Additional Info

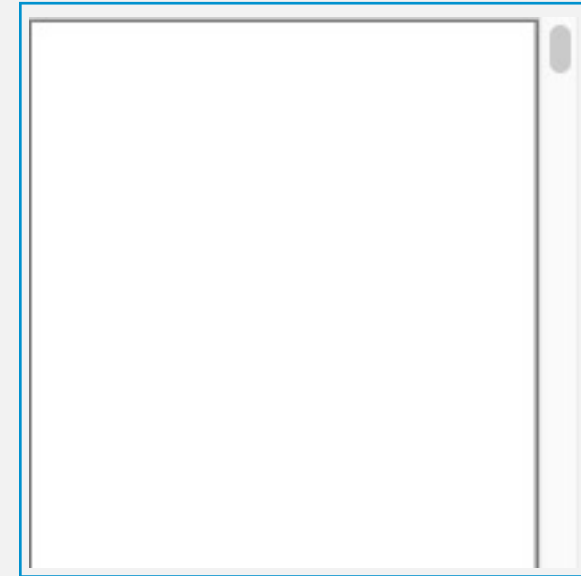


Plasmid # 284
Plasmid Name UAS-akkordion dNhe (akk)
Insert Name
Size of Insert (kilo-bases)
Vector Name pUAST
Size of Vector 8904
Total Size
Antibiotic res. or selection marker in other species
Antibiotic res. in bacteria Ampicillin
Type of cloning
Restriction enzymes used for cloning
Concentration
Special growth conditions (e.g. E.coli host stain)
Internal/External Internal - NP
Received From Chuck Arnold
Generation Date 4/1/1998
Author Udo Haecker
Available at Addgene (Link)
Addgene ID



Map Available


<http://genepath.med.harvard.edu/~perrimon/plasmidmaps/p284.pdf>



Publication

Haecker et al. DRhoGEF2 encodes a member of the Dbl family of oncogenes and controls cell shape changes during gastrulation in Drosophila. *Genes Dev.* 1998 Jan 15;12(2):274-84.

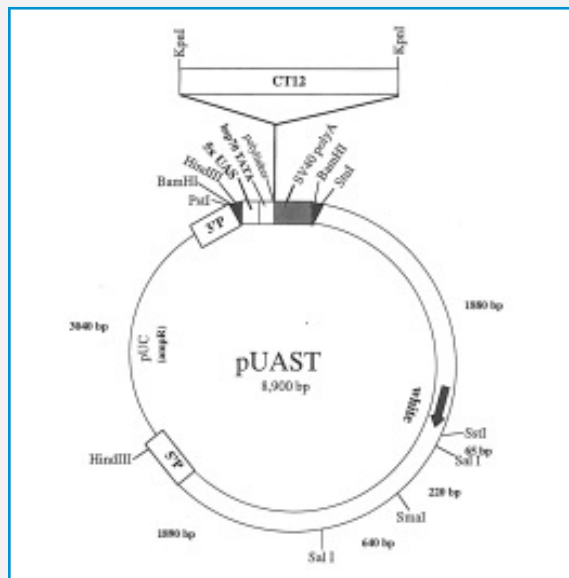
PMID 9436986



Comments & Additional Info

Udo's notes: "3 kb Nhe fragment removed."

Plasmid # 285
Plasmid Name UAS-CT12
Insert Name
Size of Insert (kilo-bases)
Vector Name pUAST
Size of Vector 8904
Total Size
Antibiotic res. or selection marker in other species
Antibiotic res. in bacteria Ampicillin
Type of cloning
Restriction enzymes used for cloning
Concentration
Special growth conditions (e.g. E.coli host stain)
Internal/External Internal - NP
Received From Chuck Arnold
Generation Date 5/1/1998
Author Udo Haecker
Available at Addgene (Link)
Addgene ID



Map Available


<http://genepath.med.harvard.edu/~perrimon/plasmidmaps/p285.pdf>



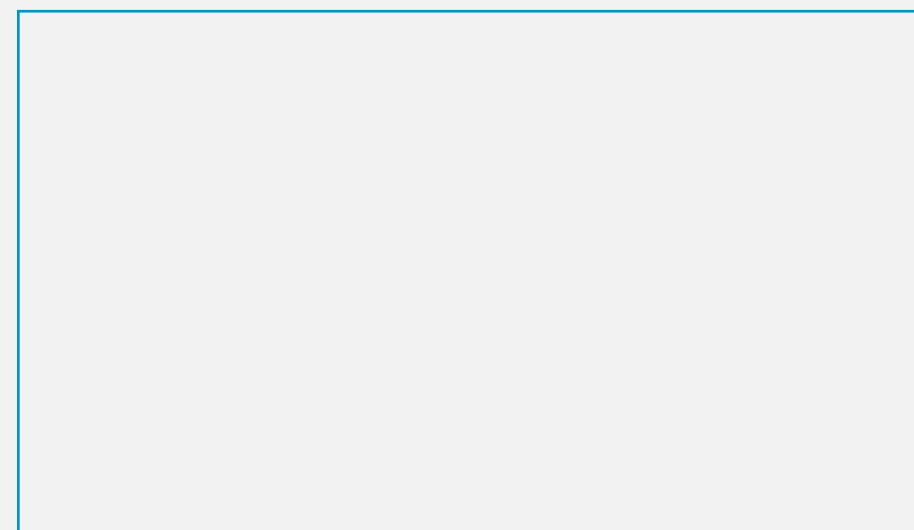
Publication

Haecker et al. DRhoGEF2 encodes a member of the Dbl family of oncogenes and controls cell shape changes during gastrulation in Drosophila. *Genes Dev.* 1998 Jan 15;12(2):274-84.

PMID 9436986



Comments & Additional Info



Plasmid # 286

Plasmid Name GMR-upd

Insert Name

Size of Insert (kilo-bases)

Vector Name pGMR

Size of Vector 3015

Total Size

Antibiotic res. or selection marker in other species

Antibiotic res. in bacteria Ampicillin

Type of cloning

Restriction enzymes used for cloning

Concentration

Special growth conditions (e.g. E.coli host stain)

Internal/External Internal - NP

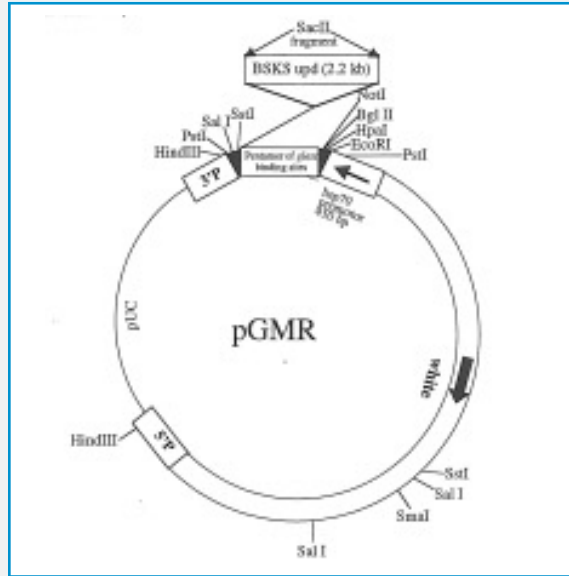
Received From Chuck Arnold

Generation Date 6/1/1998

Author Erika Bach

Available at Addgene (Link)

Addgene ID



Map Available


<http://genepath.med.harvard.edu/~perrimon/plasmidmaps/p286.pdf>



Publication

Bach et al. A sensitized genetic screen to identify novel regulators and components of the Drosophila janus kinase/signal transducer and activator of transcription pathway. *Genetics*. 2003 Nov;165(3):1149-66.

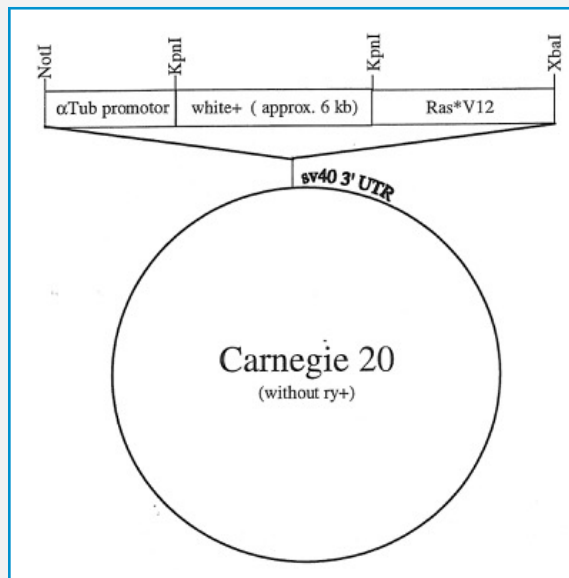
PMID 14668372



Comments & Additional Info

Note that it is derived from pCaSpeR-hs and so should have the same cloning sites. (From Hay et al., 1997): Deletion of Hsp70 3' untranslated sequences and insertion of gl genomic DNA surrounding the first exon 5' splice donor site (nucleotides 4301 to 4481) downstream of the TATA box. Erika's notes: "SacII fragment of BSKSupd (2.2 kb) was blunted and subcloned into pGMR at the StuI site." She notes that the SacII and StuI sites are lost.

Plasmid # 287
Plasmid Name tub-Ras1 V12
Insert Name
Size of Insert (kilo-bases)
Vector Name Carnegie 20
Size of Vector
Total Size
Antibiotic res. or selection marker in other species
Antibiotic res. in bacteria Ampicillin
Type of cloning
Restriction enzymes used for cloning
Concentration
Special growth conditions (e.g. E.coli host stain)
Internal/External Internal - NP
Received From Chuck Arnold
Generation Date 7/1/1998
Author Willis Li
Available at Addgene (Link)
Addgene ID



Map Available

<http://genepath.med.harvard.edu/~perrimon/plasmidmaps/p287.pdf>

Publication

Unpublished

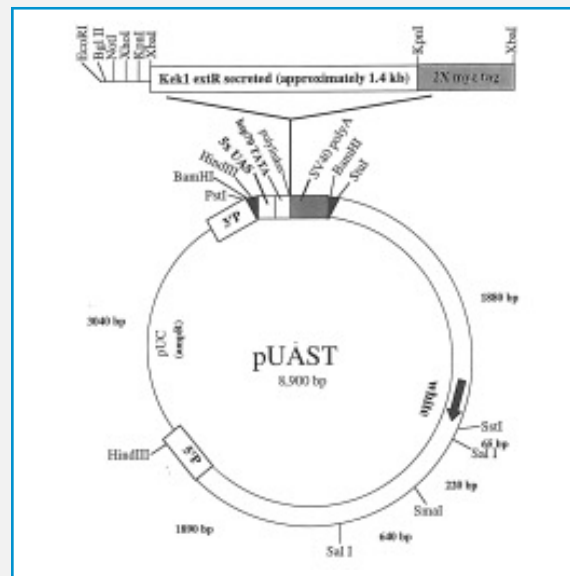
PMID ---



Comments & Additional Info


Note that the RasV12 mutation is constitutively activated.

Plasmid # 288
Plasmid Name UAS-Kek1-extr-secreted (aka: Lip1)
Insert Name
Size of Insert (kilo-bases)
Vector Name pUAST
Size of Vector 8904
Total Size
Antibiotic res. or selection marker in other species
Antibiotic res. in bacteria Ampicillin
Type of cloning
Restriction enzymes used for cloning
Concentration
Special growth conditions (e.g. E.coli host stain)
Internal/External Internal - NP
Received From Chuck Arnold
Generation Date 7/1/1998
Author Christian Ghiglione
Available at Addgene (Link)
Addgene ID



Map Available


<http://genepath.med.harvard.edu/~perrimon/plasmidmaps/p288.pdf>




Publication

Ghiglione et al. The transmembrane molecule kekkon 1 acts in a feedback loop to negatively regulate the activity of the Drosophila EGF receptor during oogenesis. *Cell*. 1999 Mar 19;96(6):847-56.

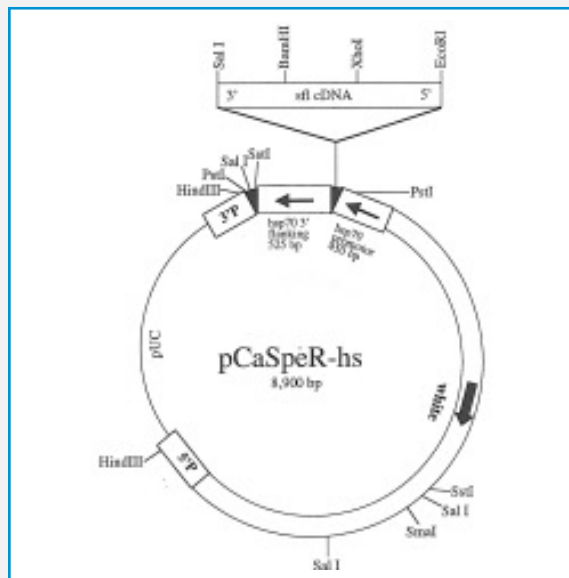
PMID 10102272



Comments & Additional Info



Plasmid # 289
Plasmid Name hs-sulfateless
Insert Name
Size of Insert (kilo-bases)
Vector Name pCaSpeR-hs
Size of Vector 8780
Total Size
Antibiotic res. or selection marker in other species
Antibiotic res. in bacteria Ampicillin
Type of cloning
Restriction enzymes used for cloning
Concentration
Special growth conditions (e.g. E.coli host stain)
Internal/External Internal - NP
Received From Chuck Arnold
Generation Date 7/1/1998
Author Xinhua Lin
Available at Addgene (Link)
Addgene ID



Map Available


<http://genepath.med.harvard.edu/~perrimon/plasmidmaps/p289.pdf>



Publication

Hacker et al. The Drosophila sugarless gene modulates Wingless signaling and encodes an enzyme involved in polysaccharide biosynthesis. Development. 1997 Sep;124(18):3565-73.

PMID 9342049



Comments & Additional Info

Lin's notes: "EcoRI - Sal I fragment of sfl full-length cDNA cloned into EcoRI 5' and Sal I 3' of pCaSpeR-hs."

Plasmid # 290

Plasmid Name pCASH 786

Insert Name

Size of Insert (kilo-bases)

Vector Name pCaSpeR-hs

Size of Vector 8780

Total Size

Antibiotic res. or selection marker in other species

Antibiotic res. in bacteria Ampicillin

Type of cloning

Restriction enzymes used for cloning

Concentration

Special growth conditions (e.g. E.coli host stain)

Internal/External Internal - NP

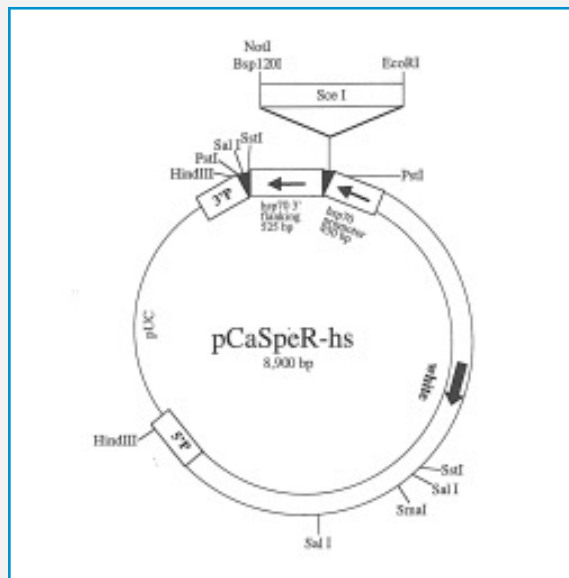
Received From Chuck Arnold

Generation Date 7/1/1998

Author Vladic Mogila

Available at Addgene (Link)

Addgene ID



Map Available

<http://genepath.med.harvard.edu/~perrimon/plasmidmaps/p290.pdf>

No Publication PDF Available

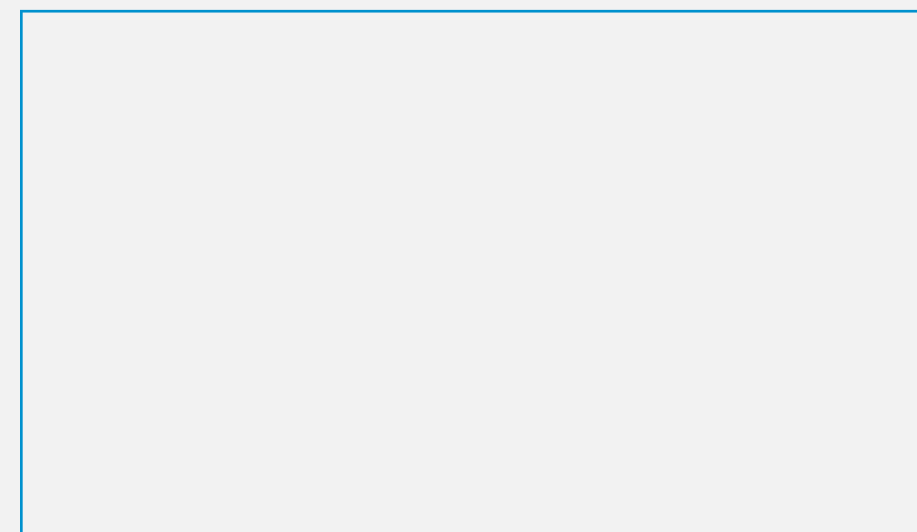
Publication

Unpublished

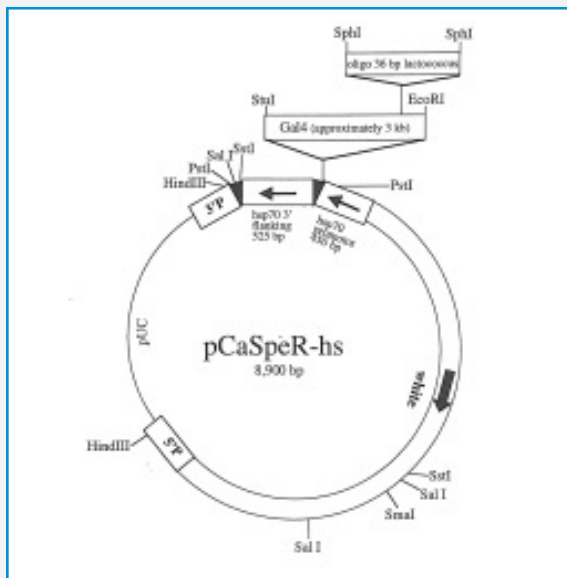
PMID N/A



Comments & Additional Info



Plasmid # 291
Plasmid Name gal4:intronII
Insert Name
Size of Insert (kilo-bases)
Vector Name pCaSpeR-hs
Size of Vector 8780
Total Size
Antibiotic res. or selection marker in other species
Antibiotic res. in bacteria Ampicillin
Type of cloning
Restriction enzymes used for cloning
Concentration
Special growth conditions (e.g. E.coli host stain)
Internal/External Internal - NP
Received From Chuck Arnold
Generation Date 8/1/1998
Author Christian Ghiglione
Available at Addgene (Link)
Addgene ID



Map Available

<http://genepath.med.harvard.edu/~perrimon/plasmidmaps/p291.pdf>

No Publication PDF Available

Publication

Unpublished

PMID N/A



Comments & Additional Info

A large empty rectangular box with a thin blue border, intended for user comments or additional information.

Plasmid # 292

Plasmid Name UAS-Go

Insert Name

Size of Insert (kilo-bases)

Vector Name pUAST

Size of Vector 8904

Total Size

Antibiotic res. or selection marker in other species

Antibiotic res. in bacteria Ampicillin

Type of cloning

Restriction enzymes used for cloning

Concentration

Special growth conditions (e.g. E.coli host stain)

Internal/External Internal - NP

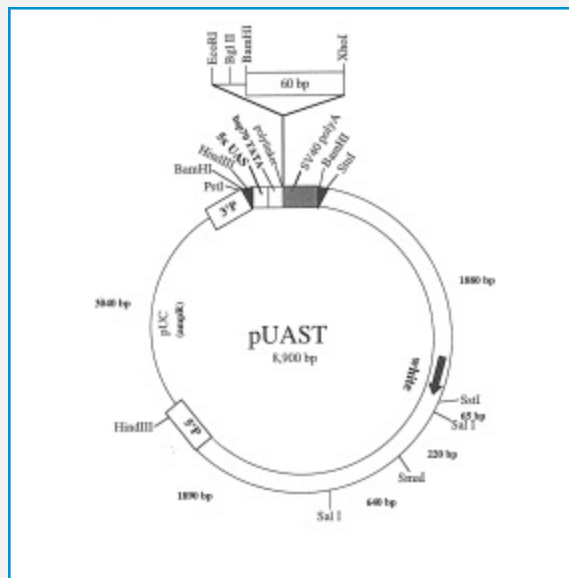
Received From Chuck Arnold

Generation Date 8/1/1998

Author Buzz Baum

Available at Addgene (Link)

Addgene ID



Map Available

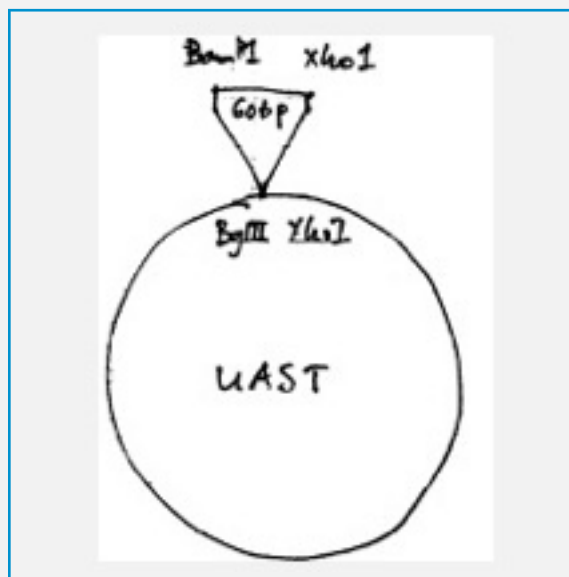
<http://genepath.med.harvard.edu/~perrimon/plasmidmaps/p292.pdf>




Publication

Unpublished

PMID N/A



Comments & Additional Info



Plasmid # 293

Plasmid Name UAS-Go

Insert Name

Size of Insert (kilo-bases)

Vector Name pGMR

Size of Vector 3015

Total Size

Antibiotic res. or selection marker in other species

Antibiotic res. in bacteria Ampicillin

Type of cloning

Restriction enzymes used for cloning

Concentration

Special growth conditions (e.g. E.coli host stain)

Internal/External Internal - NP

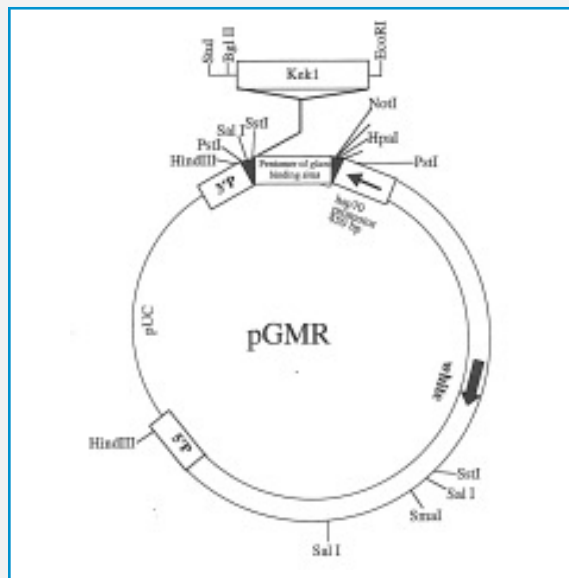
Received From Chuck Arnold

Generation Date 8/1/1998

Author Christian Ghiglione

Available at Addgene (Link)

Addgene ID



Map Available

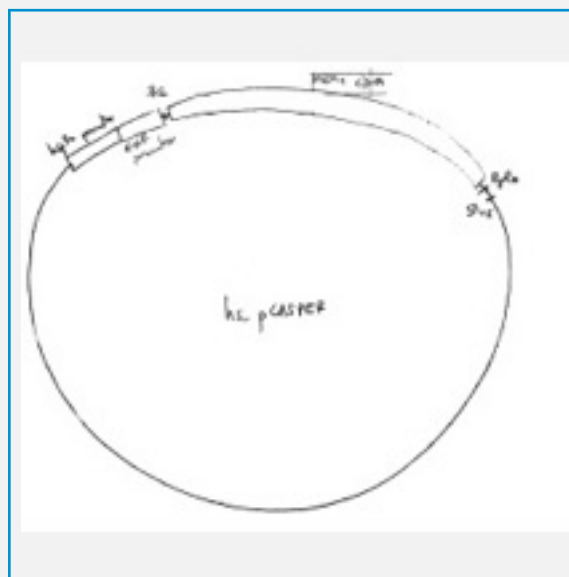
<http://genepath.med.harvard.edu/~perrimon/plasmidmaps/p293.pdf>



Publication

Ghiglione et al. The transmembrane molecule kekkon 1 acts in a feedback loop to negatively regulate the activity of the Drosophila EGF receptor during oogenesis. *Cell*. 1999 Mar 19;96(6):847-56.

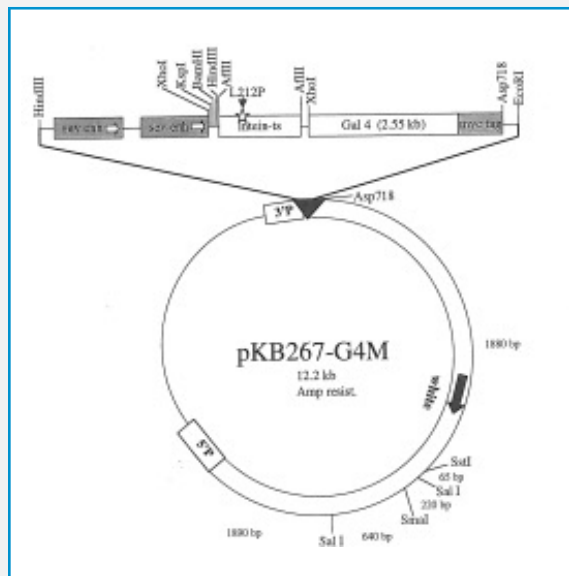
PMID 10102272



Comments & Additional Info

Note that it is derived from pCaSpeR-hs and so should have the same cloning sites. From Hay et al., 1997: Deletion of Hsp70 3' untranslated sequences and insertion of gl genomic DNA surrounding the first exon 5' splice donor site (nucleotides 430 to 4481) downstream of the TATA box.

Plasmid # 294
Plasmid Name intein ts8
Insert Name
Size of Insert (kilo-bases)
Vector Name pKB267 (sev enh)
Size of Vector
Total Size
Antibiotic res. or selection marker in other species
Antibiotic res. in bacteria Ampicillin
Type of cloning
Restriction enzymes used for cloning
Concentration
Special growth conditions (e.g. E.coli host stain)
Internal/External Internal - NP
Received From Chuck Arnold
Generation Date 8/1/1998
Author Martin Zeidler (Urte)
Available at Addgene (Link)
Addgene ID



Map Available

<http://genepath.med.harvard.edu/~perrimon/plasmidmaps/p294.pdf>

Publication

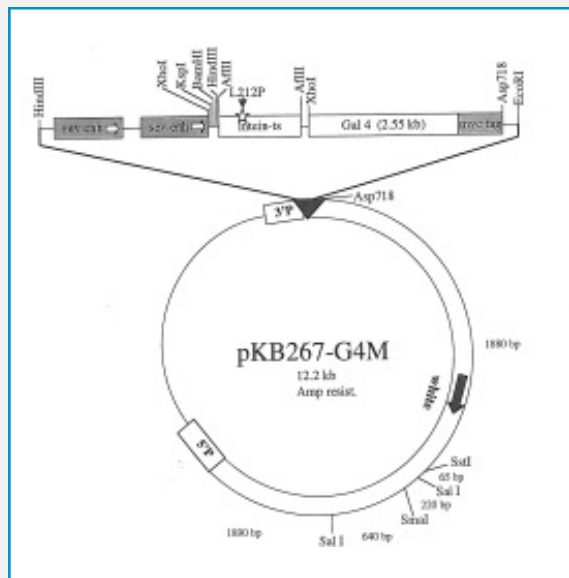
Zeidler et al. Temperature-sensitive control of protein activity by conditionally splicing inteins. *Nat Biotechnol.* 2004 Jul;22(7):871-6.

PMID 15184905

Comments & Additional Info

Martin's notes: "SevE vector containing Gal 4 modified to contain silent sites, myc tag, and Intein with L212P mutation." See Martin's map for some additional information regarding size of expected fragments for diagnostic digests.

Plasmid # 295
Plasmid Name intein ts18*
Insert Name
Size of Insert (kilo-bases)
Vector Name pKB267 (sev enh)
Size of Vector
Total Size
Antibiotic res. or selection marker in other species
Antibiotic res. in bacteria Ampicillin
Type of cloning
Restriction enzymes used for cloning
Concentration
Special growth conditions (e.g. E.coli host stain)
Internal/External Internal - NP
Received From Chuck Arnold
Generation Date 8/1/1998
Author Martin Zeidler (Urte)
Available at Addgene (Link)
Addgene ID



Map Available

<http://genepath.med.harvard.edu/~perrimon/plasmidmaps/p295.pdf>

Publication

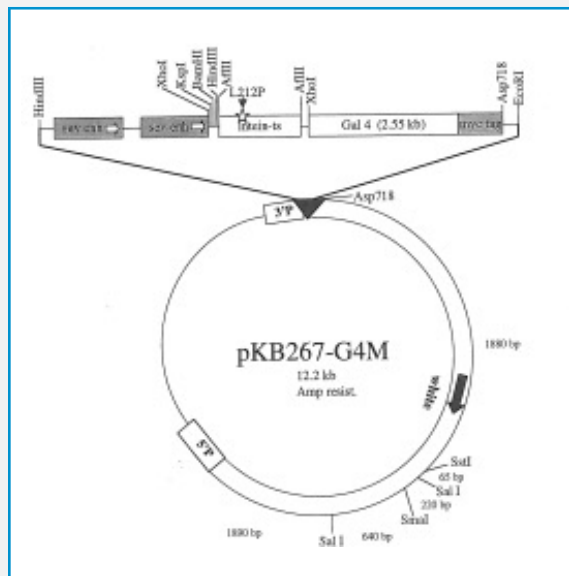
Zeidler et al. Temperature-sensitive control of protein activity by conditionally splicing inteins. *Nat Biotechnol.* 2004 Jul;22(7):871-6.

PMID 15184905

Comments & Additional Info

Martin's notes: "SevE vector containing Gal 4 modified to contain silent sites, myc tag, and Intein with L212P mutation." See Martin's map for some additional information regarding size of expected fragments for diagnostic digests.

Plasmid # 296
Plasmid Name intein MP5
Insert Name
Size of Insert (kilo-bases)
Vector Name pKB267 (sev enh)
Size of Vector
Total Size
Antibiotic res. or selection marker in other species
Antibiotic res. in bacteria Ampicillin
Type of cloning
Restriction enzymes used for cloning
Concentration
Special growth conditions (e.g. E.coli host stain)
Internal/External Internal - NP
Received From Chuck Arnold
Generation Date 8/1/1998
Author Martin Zeidler (Urte)
Available at Addgene (Link)
Addgene ID



Map Available

<http://genepath.med.harvard.edu/~perrimon/plasmidmaps/p296.pdf>

Publication

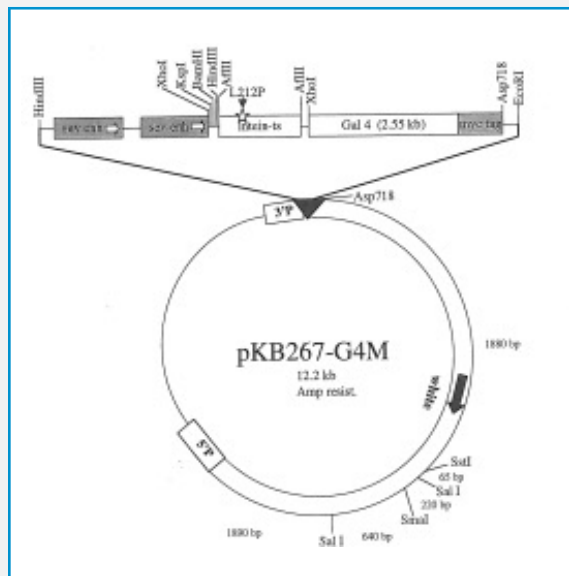
Zeidler et al. Temperature-sensitive control of protein activity by conditionally splicing inteins. *Nat Biotechnol.* 2004 Jul;22(7):871-6.

PMID 15184905

Comments & Additional Info

Martin's notes: "SevE vector containing Gal 4 modified to contain silent sites, myc tag, and Intein with L212P mutation." See Martin's map for some additional information regarding size of expected fragments for diagnostic digests.

Plasmid # 297
Plasmid Name intein MP2
Insert Name
Size of Insert (kilo-bases)
Vector Name pKB267 (sev enh)
Size of Vector
Total Size
Antibiotic res. or selection marker in other species
Antibiotic res. in bacteria Ampicillin
Type of cloning
Restriction enzymes used for cloning
Concentration
Special growth conditions (e.g. E.coli host stain)
Internal/External Internal - NP
Received From Chuck Arnold
Generation Date 8/1/1998
Author Martin Zeidler (Urte)
Available at Addgene (Link)
Addgene ID



Map Available

<http://genepath.med.harvard.edu/~perrimon/plasmidmaps/p297.pdf>

Publication

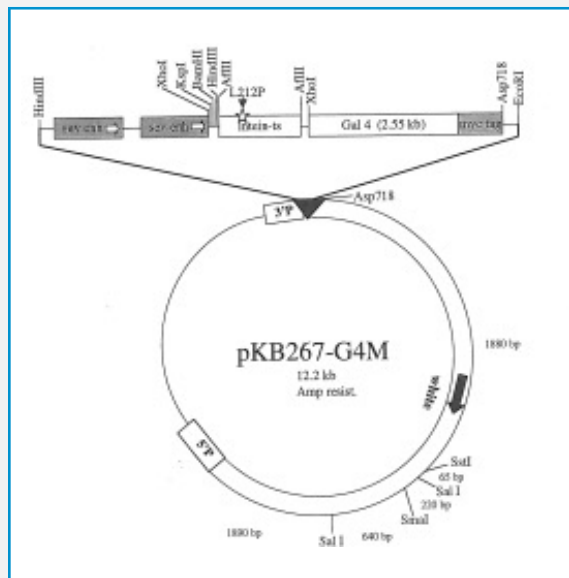
Zeidler et al. Temperature-sensitive control of protein activity by conditionally splicing inteins. *Nat Biotechnol.* 2004 Jul;22(7):871-6.

PMID 15184905

Comments & Additional Info

Martin's notes: "SevE vector containing Gal 4 modified to contain silent sites, myc tag, and Intein with L212P mutation." See Martin's map for some additional information regarding size of expected fragments for diagnostic digests.

Plasmid # 298
Plasmid Name intein CS1
Insert Name
Size of Insert (kilo-bases)
Vector Name pKB267 (sev enh)
Size of Vector
Total Size
Antibiotic res. or selection marker in other species
Antibiotic res. in bacteria Ampicillin
Type of cloning
Restriction enzymes used for cloning
Concentration
Special growth conditions (e.g. E.coli host stain)
Internal/External Internal - NP
Received From Chuck Arnold
Generation Date 8/1/1998
Author Martin Zeidler (Urte)
Available at Addgene (Link)
Addgene ID



Map Available

<http://genepath.med.harvard.edu/~perrimon/plasmidmaps/p298.pdf>

Publication

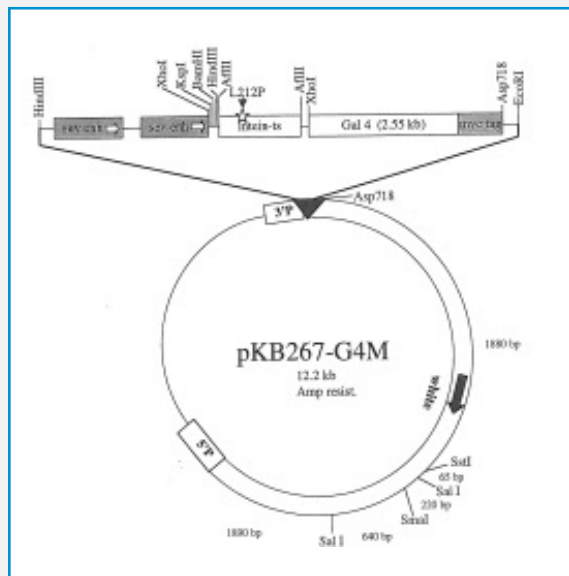
Zeidler et al. Temperature-sensitive control of protein activity by conditionally splicing inteins. *Nat Biotechnol.* 2004 Jul;22(7):871-6.

PMID 15184905

Comments & Additional Info

Martin's notes: "SevE vector containing Gal 4 modified to contain silent sites, myc tag, and Intein with L212P mutation." See Martin's map for some additional information regarding size of expected fragments for diagnostic digests.

Plasmid # 299
Plasmid Name intein CS2
Insert Name
Size of Insert (kilo-bases)
Vector Name pKB267 (sev enh)
Size of Vector
Total Size
Antibiotic res. or selection marker in other species
Antibiotic res. in bacteria Ampicillin
Type of cloning
Restriction enzymes used for cloning
Concentration
Special growth conditions (e.g. E.coli host stain)
Internal/External Internal - NP
Received From Chuck Arnold
Generation Date 8/1/1998
Author Martin Zeidler (Urte)
Available at Addgene (Link)
Addgene ID



Map Available

<http://genepath.med.harvard.edu/~perrimon/plasmidmaps/p299.pdf>

Publication

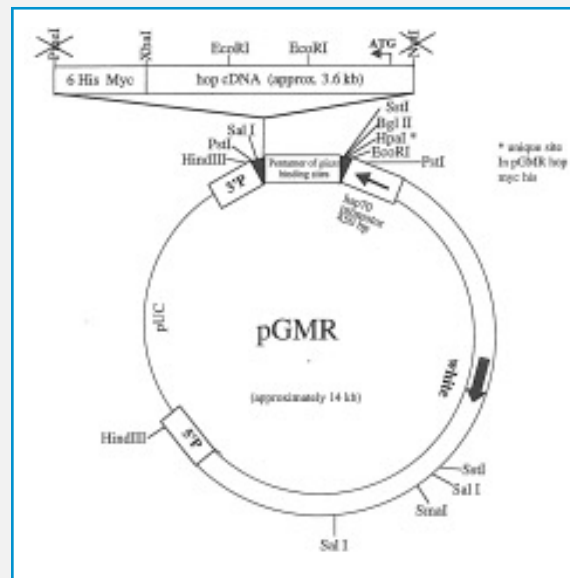
Zeidler et al. Temperature-sensitive control of protein activity by conditionally splicing inteins. *Nat Biotechnol.* 2004 Jul;22(7):871-6.

PMID 15184905

Comments & Additional Info

Martin's notes: "SevE vector containing Gal 4 modified to contain silent sites, myc tag, and Intein with L212P mutation." See Martin's map for some additional information regarding size of expected fragments for diagnostic digests.

Plasmid #	301
Plasmid Name	GMR-hopscotch-myc-his
Insert Name	
Size of Insert (kilo-bases)	
Vector Name	pGMR
Size of Vector	3015
Total Size	
Antibiotic res. or selection marker in other species	
Antibiotic res. in bacteria	Ampicillin
Type of cloning	
Restriction enzymes used for cloning	
Concentration	
Special growth conditions (e.g. E.coli host stain)	
Internal/External	Internal - NP
Received From	Chuck Arnold
Generation Date	9/1/1998
Author	Erika Bach
Available at Addgene (Link)	
Addgene ID	



Map Available

<http://genepath.med.harvard.edu/~perrimon/plasmidmaps/p301.pdf>

Publication

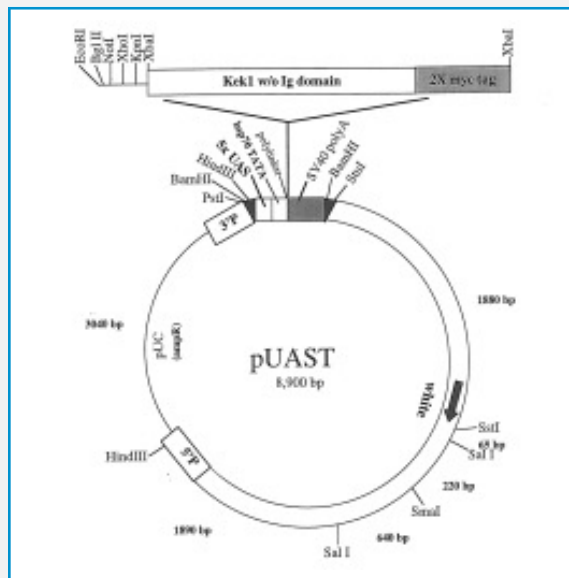
Harrison et al. Drosophila unpaired encodes a secreted protein that activates the JAK signaling pathway. *Genes Dev.* 1998 Oct 15;12(20):3252-63.

PMID 9784499

Comments & Additional Info

Note that it is derived from pCaSpeR-hs and so should have the same cloning sites. From Hay et al., 1997: Deletion of Hsp70 3' untranslated sequences and insertion of gl genomic DNA surrounding the first exon 5' splice donor site (nucleotides 4301 to 4481) downstream of the TATA box. Erika's notes: "Excised NotI-PmeI fragment from pcDNA3.1 HopMycHis. Filled in NotI ends and subcloned the hop fragment into pGMR at the StuI site, which had been dephosphorylated. Confirmed orientation by EcoRI digest: 2 1,500 bp bands and 1 large band (approx. 10 kb)." She notes that the NotI (5'), PmeI (3') and StuI (in plasmid) sites are lost. See her notes for sizes of fragments for diagnostic digests.

Plasmid # 302
Plasmid Name UAS-Kek1 LRR (aka: Lip1)
Insert Name
Size of Insert (kilo-bases)
Vector Name pUAST
Size of Vector 8904
Total Size
Antibiotic res. or selection marker in other species
Antibiotic res. in bacteria Ampicillin
Type of cloning
Restriction enzymes used for cloning
Concentration
Special growth conditions (e.g. E.coli host stain)
Internal/External Internal - NP
Received From Chuck Arnold
Generation Date 9/1/1998
Author Christian Ghiglione
Available at Addgene (Link)
Addgene ID



Map Available


<http://genepath.med.harvard.edu/~perrimon/plasmidmaps/p302.pdf>



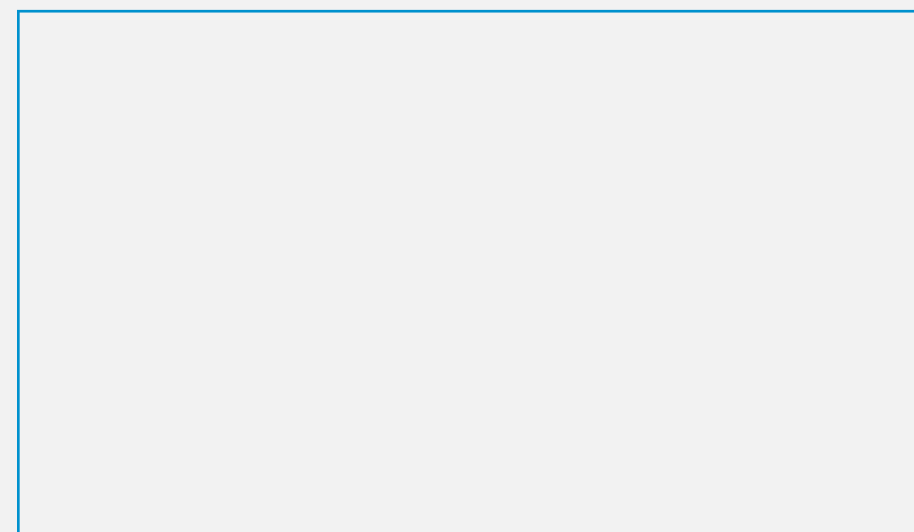
Publication

Ghiglione et al. Mechanism of activation of the Drosophila EGF Receptor by the TGFalpha ligand Gurken during oogenesis. *Development*. 2002 Jan;129 (1):175-86.

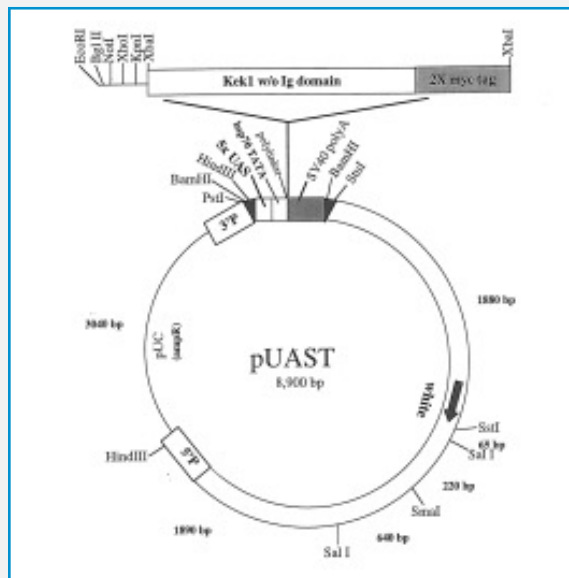
PMID 11782411



Comments & Additional Info



Plasmid # 303
Plasmid Name UAS-Kek1 Ig (aka: Lip1)
Insert Name
Size of Insert (kilo-bases)
Vector Name pUAST
Size of Vector 8904
Total Size
Antibiotic res. or selection marker in other species
Antibiotic res. in bacteria Ampicillin
Type of cloning
Restriction enzymes used for cloning
Concentration
Special growth conditions (e.g. E.coli host stain)
Internal/External Internal - NP
Received From Chuck Arnold
Generation Date 9/1/1998
Author Christian Ghiglione
Available at Addgene (Link)
Addgene ID



Map Available


<http://genepath.med.harvard.edu/~perrimon/plasmidmaps/p303.pdf>



Publication

Ghiglione et al. Mechanism of activation of the Drosophila EGF Receptor by the TGFalpha ligand Gurken during oogenesis. *Development*. 2002 Jan;129(1):175-86.

PMID 11782411



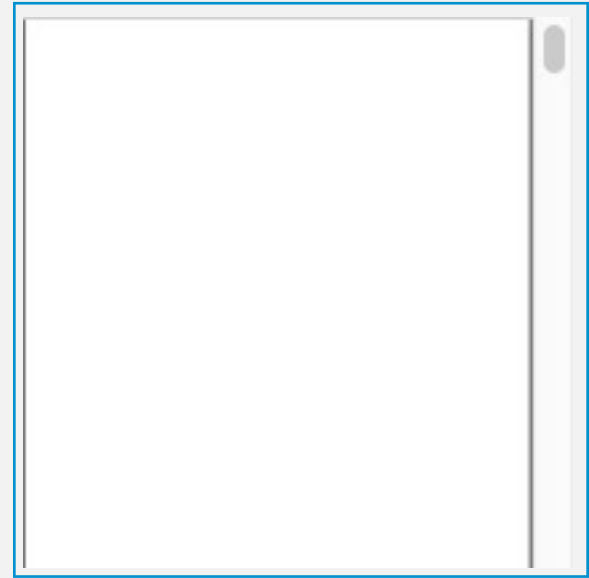
Comments & Additional Info

Note that the map Christian made does not say if this is myc-tagged. However, based on the restriction sites indicated, I'm guessing that it does have the myc tag like all his other constructs.

Plasmid # 304
Plasmid Name UAS-gurken secreted
Insert Name
Size of Insert (kilo-bases)
Vector Name pUAST
Size of Vector 8904
Total Size
Antibiotic res. or selection marker in other species
Antibiotic res. in bacteria Ampicillin
Type of cloning
Restriction enzymes used for cloning
Concentration
Special growth conditions (e.g. E.coli host stain)
Internal/External Internal - NP
Received From Chuck Arnold
Generation Date 9/1/1998
Author Christian Ghiglione
Available at Addgene (Link)
Addgene ID



Map Available



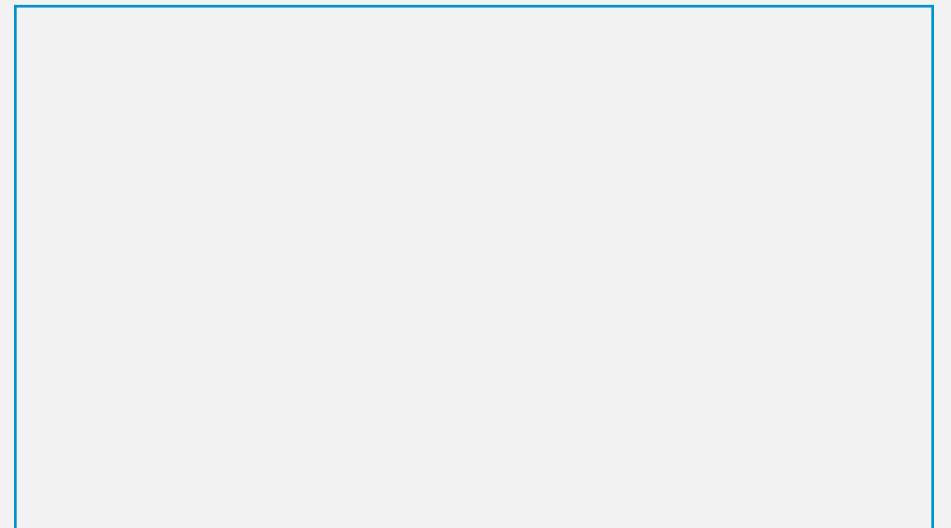
Publication

Ghiglione et al. Mechanism of activation of the Drosophila EGF Receptor by the TGFalpha ligand Gurken during oogenesis. Development. 2002 Jan;129(1):175-86.

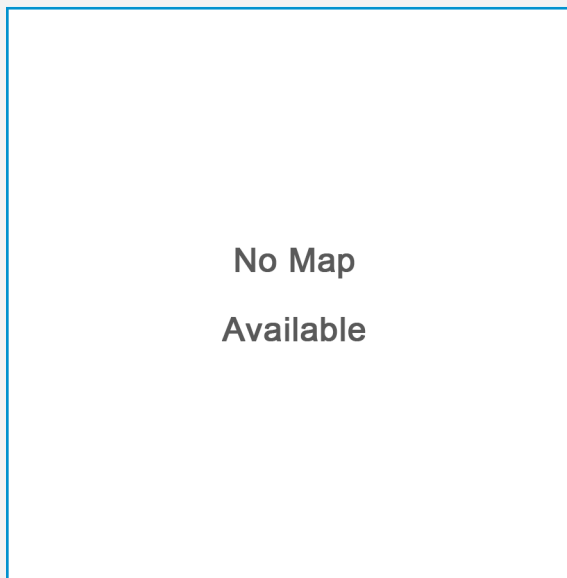
PMID 11782411



Comments & Additional Info



Plasmid #	305
Plasmid Name	GMR-hopscotch
Insert Name	
Size of Insert (kilo-bases)	
Vector Name	pGMR
Size of Vector	3015
Total Size	
Antibiotic res. or selection marker in other species	
Antibiotic res. in bacteria	Ampicillin
Type of cloning	
Restriction enzymes used for cloning	
Concentration	
Special growth conditions (e.g. E.coli host stain)	
Internal/External	Internal - NP
Received From	Chuck Arnold
Generation Date	9/1/1998
Author	Erika Bach
Available at Addgene (Link)	
Addgene ID	



Map Available

<http://genepath.med.harvard.edu/~perrimon/plasmidmaps/p305.pdf>




Publication

Bach et al. A sensitized genetic screen to identify novel regulators and components of the Drosophila janus kinase/signal transducer and activator of transcription pathway. *Genetics*. 2003 Nov;165(3):1149-66.

PMID 14668372



Comments & Additional Info



Plasmid # 306

Plasmid Name GMR-derailed2 Au1

Insert Name

Size of Insert (kilo-bases)

Vector Name pGMR

Size of Vector 3015

Total Size

Antibiotic res. or selection marker in other species

Antibiotic res. in bacteria Ampicillin

Type of cloning

Restriction enzymes used for cloning

Concentration

Special growth conditions (e.g. E.coli host stain)

Internal/External Internal - NP

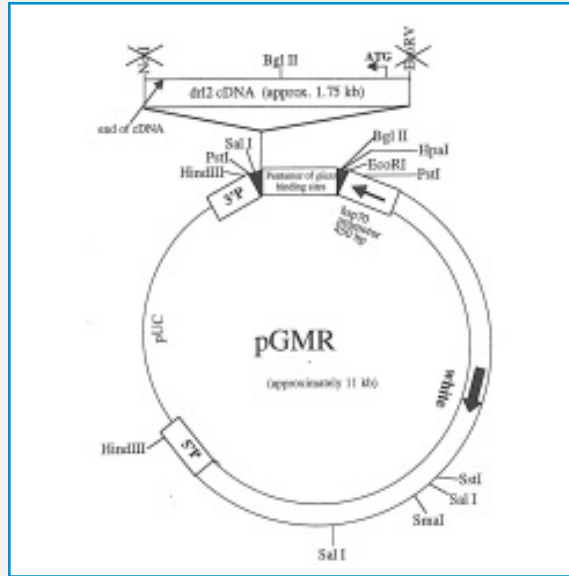
Received From Chuck Arnold

Generation Date 9/1/1998

Author Erika Bach

Available at Addgene (Link)

Addgene ID



Map Available

<http://genepath.med.harvard.edu/~perrimon/plasmidmaps/p306.pdf>

No Publication PDF Available

Publication

N/A

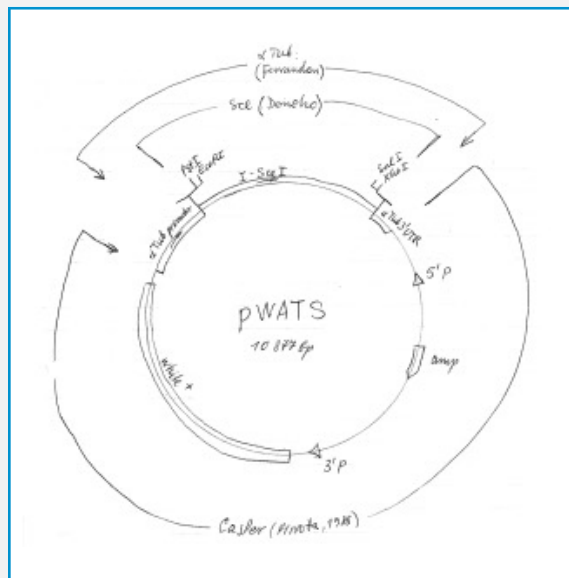
PMID N/A



Comments & Additional Info

Note that it is derived from pCaSpeR-hs and so should have the same cloning sites. From Hay et al., 1997: Deletion of Hsp70 3' untranslated sequences and insertion of gl genomic DNA surrounding the first exon 5' splice donor site (nucleotides 4301 to 4481) downstream of the TATA box. Erika's notes say: "Excised drl2 from pAc5c at EcoRV and NotI sites. Filled in ends with Klenow. Ligated into GMR opened at StuI site and dephosphorylated." Erika notes that the NotI, EcoRV and StuI (in plasmid) sites are lost. Screen miniprep by BglIII restriction digest. Right orientation. 532 bp fragment + large fragment.

Plasmid # 307
Plasmid Name pWATS
Insert Name
Size of Insert (kilo-bases)
Vector Name (some pCaSpeR)
Size of Vector
Total Size
Antibiotic res. or selection marker in other species
Antibiotic res. in bacteria Ampicillin
Type of cloning
Restriction enzymes used for cloning
Concentration
Special growth conditions (e.g. E.coli host stain)
Internal/External Internal - NP
Received From Chuck Arnold
Generation Date 6/1/1998
Author Vladic Mogila
Available at Addgene (Link)
Addgene ID



Map Available

<http://genepath.med.harvard.edu/~perrimon/plasmidmaps/p307.pdf>

No Publication PDF Available

Publication

N/A

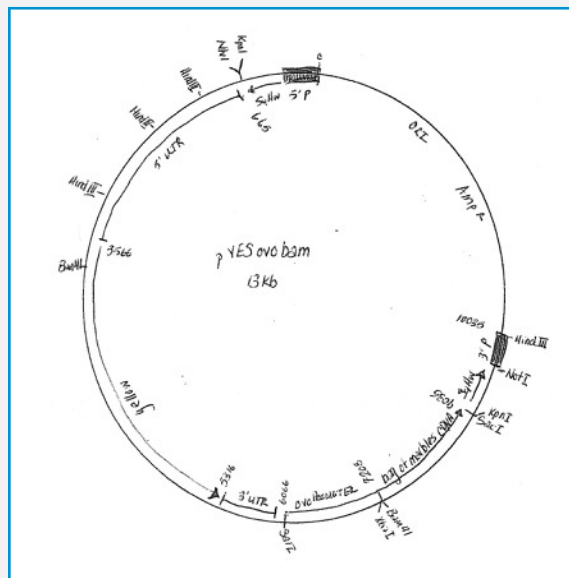
PMID N/A

No Additional Documents Available

Comments & Additional Info

Not to scale

Plasmid # 308
Plasmid Name pYES-ovo bam
Insert Name
Size of Insert (kilo-bases)
Vector Name pYES
Size of Vector 7621
Total Size
Antibiotic res. or selection marker in other species
Antibiotic res. in bacteria Ampicillin
Type of cloning
Restriction enzymes used for cloning
Concentration
Special growth conditions (e.g. E.coli host stain)
Internal/External Internal - NP
Received From Chuck Arnold
Generation Date 5/1/1998
Author Erica Selva
Available at Addgene (Link)
Addgene ID



Map Available

<http://genepath.med.harvard.edu/~perrimon/plasmidmaps/p308.pdf>

No Publication PDF Available

Publication

N/A

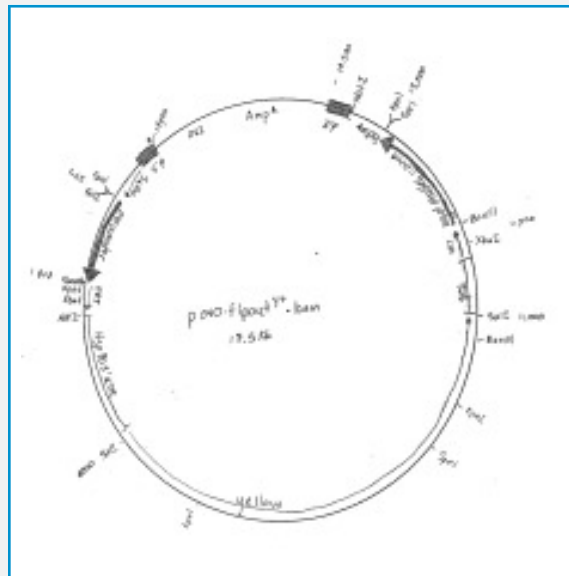
PMID N/A

No Additional Documents Available

Comments & Additional Info

Erica's notes say that the ovo promoter is from Brian Oliver's lab at that the Y.E.S. Nar20 p5859-5860 Nhe site replaces SacI at 665. (bam=bag of marbles). Size: 13kb

Plasmid # 309
Plasmid Name ovo flip-out y+ bam
Insert Name
Size of Insert (kilo-bases)
Vector Name yellow flip-out cassette
Size of Vector
Total Size
Antibiotic res. or selection marker in other species
Antibiotic res. in bacteria Ampicillin
Type of cloning
Restriction enzymes used for cloning
Concentration
Special growth conditions (e.g. E.coli host stain)
Internal/External Internal - NP
Received From Chuck Arnold
Generation Date 5/1/1998
Author Erica Selva
Available at Addgene (Link)
Addgene ID



Map Available

<http://genepath.med.harvard.edu/~perrimon/plasmidmaps/p309.pdf>



Publication

N/A

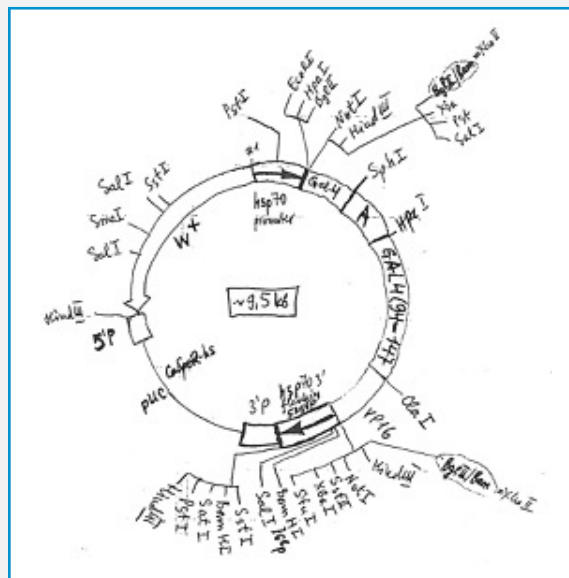
PMID N/A



Comments & Additional Info

Yellow flip-out cassette from Struhl and Basler (Cell. 1993 Feb 26;72(4):527-40). Erica's notes say that the ovo promoter is from Brian Oliver's lab. "Bag of marbles"

Plasmid # 310
Plasmid Name HP189-3
Insert Name
Size of Insert (kilo-bases)
Vector Name ?CaSpeR-HS
Size of Vector
Total Size
Antibiotic res. or selection marker in other species
Antibiotic res. in bacteria Ampicillin
Type of cloning
Restriction enzymes used for cloning
Concentration
Special growth conditions (e.g. E.coli host stain)
Internal/External Internal - NP
Received From Chuck Arnold
Generation Date 6/1/1998
Author Vladic Mogila
Available at Addgene (Link)
Addgene ID



Map Available

<http://genepath.med.harvard.edu/~perrimon/plasmidmaps/p310.pdf>



Publication

N/A

PMID N/A



Comments & Additional Info

"It's not at all clear what this is; has Gal4 with something designated "A" stuck in the middle of the Gal4 sequence as well as VP16." Map is not to scale. Construct HP189-3 (red).

Plasmid # 311

Plasmid Name HP334.2

Insert Name

Size of Insert (kilo-bases)

Vector Name ?pY.E.S.

Size of Vector

Total Size

Antibiotic res. or selection marker in other species

Antibiotic res. in bacteria Ampicillin

Type of cloning

Restriction enzymes used for cloning

Concentration

Special growth conditions (e.g. E.coli host stain)

Internal/External Internal - NP

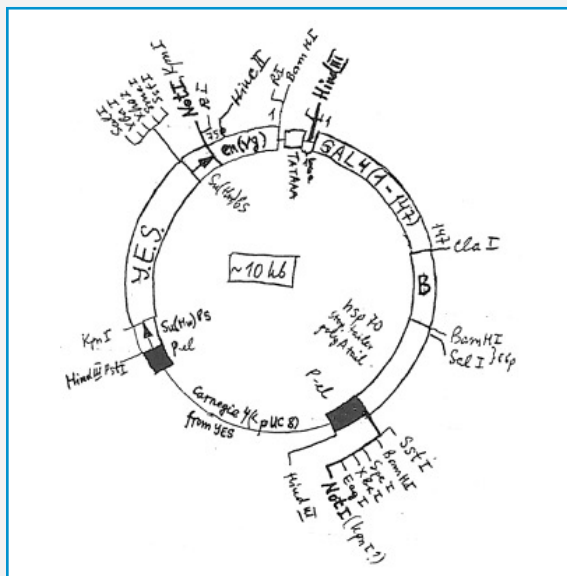
Received From Chuck Arnold

Generation Date 9/1/1996

Author Vladic Mogila

Available at Addgene (Link)

Addgene ID



Map Available

<http://genepath.med.harvard.edu/~perrimon/plasmidmaps/p311.pdf>

No Publication PDF Available

Publication

N/A

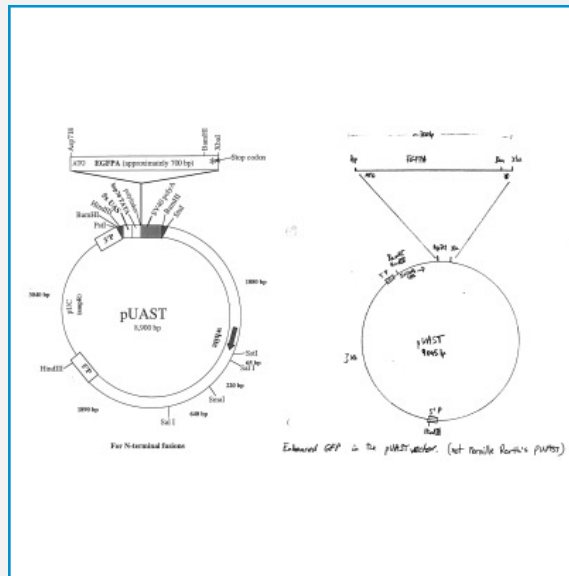
PMID N/A

No Additional Documents Available

Comments & Additional Info

"Carnegie 4 (<pUC8) from Y.E.S." "It's not at all clear what this is; has "en(vg)" followed by Gal4 with something designated "B" stuck in the middle of the Gal4 sequence." Map is not to scale.

Plasmid # 312
Plasmid Name UAS-EGFP-A#1
Insert Name
Size of Insert (kilo-bases)
Vector Name pUAST
Size of Vector 8904
Total Size
Antibiotic res. or selection marker in other species
Antibiotic res. in bacteria Ampicillin
Type of cloning
Restriction enzymes used for cloning
Concentration
Special growth conditions (e.g. E.coli host stain)
Internal/External Internal - NP
Received From Chuck Arnold
Generation Date 11/1/1996
Author Martin Zeidler
Available at Addgene (Link)
Addgene ID



Map Available

<http://genepath.med.harvard.edu/~perrimon/plasmidmaps/p312.pdf>

No Publication PDF Available

Publication

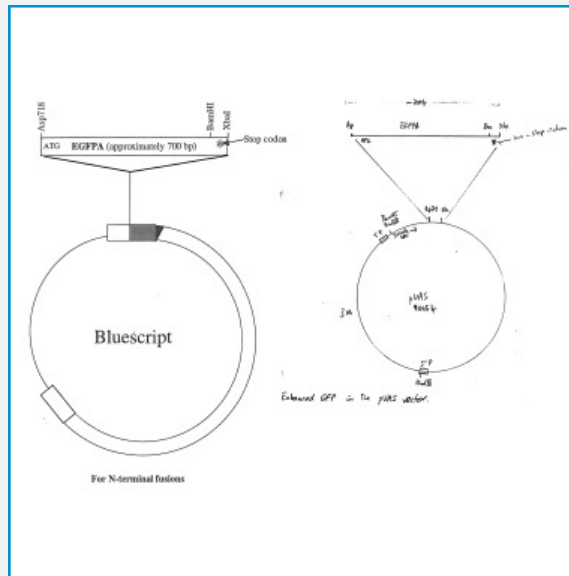
N/A

PMID N/A

No Additional Documents Available

Comments & Additional Info

Plasmid # 313
Plasmid Name BS-EGFPA
Insert Name
Size of Insert (kilo-bases)
Vector Name pBS
Size of Vector 3000
Total Size
Antibiotic res. or selection marker in other species
Antibiotic res. in bacteria Ampicillin
Type of cloning
Restriction enzymes used for cloning
Concentration
Special growth conditions (e.g. E.coli host stain)
Internal/External Internal - NP
Received From Chuck Arnold
Generation Date 10/1/1996
Author Martin Zeidler
Available at Addgene (Link)
Addgene ID



Map Available

<http://genepath.med.harvard.edu/~perrimon/plasmidmaps/p313.pdf>



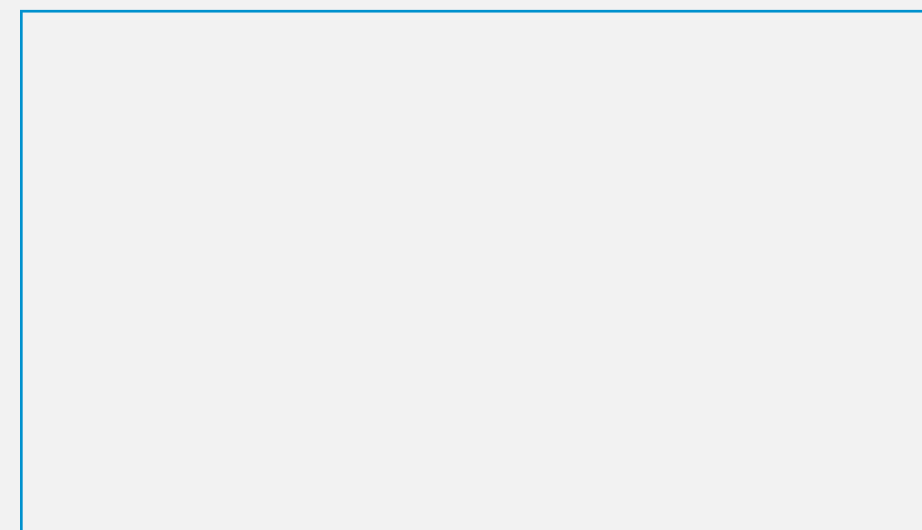
Publication

N/A

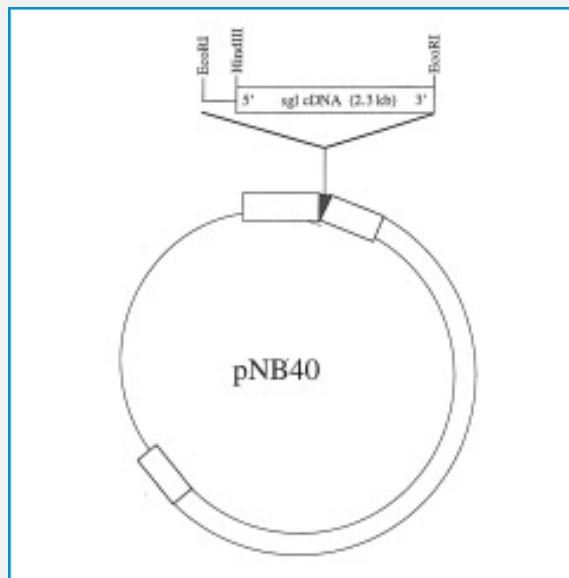
PMID N/A



Comments & Additional Info



Plasmid # 314
Plasmid Name sugarless cDNA
Insert Name
Size of Insert (kilo-bases) 2.299999999999998
Vector Name pNB40
Size of Vector
Total Size
Antibiotic res. or selection marker in other species
Antibiotic res. in bacteria Ampicillin
Type of cloning
Restriction enzymes used for cloning
Concentration
Special growth conditions (e.g. E.coli host stain)
Internal/External Internal - NP
Received From Udo Haecker
Generation Date 4/1/1999
Author Udo Haecker
Available at Addgene (Link)
Addgene ID



Map Available


<http://genepath.med.harvard.edu/~perrimon/plasmidmaps/p314.pdf>



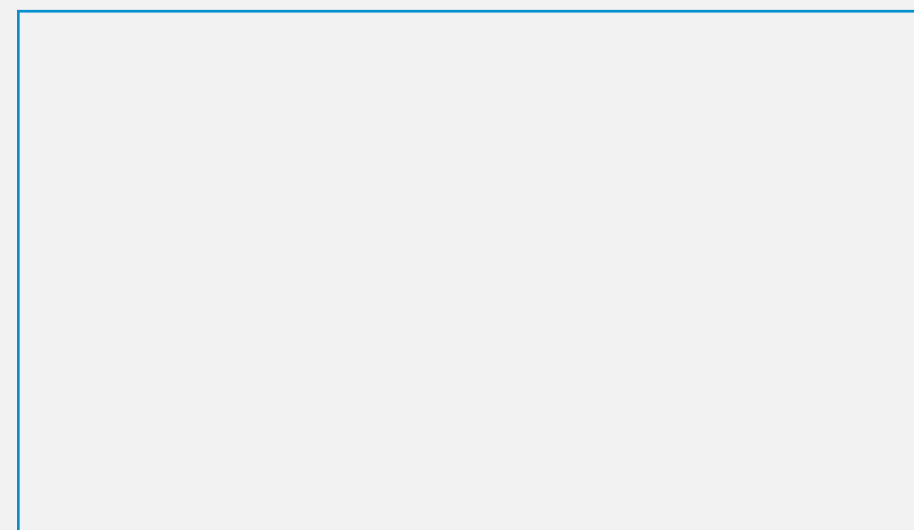
Publication

Haecker et al. The *Drosophila* sugarless gene modulates Wingless signaling and encodes an enzyme involved in polysaccharide biosynthesis. *Development*. 1997 Sep;124(18):3565-73.

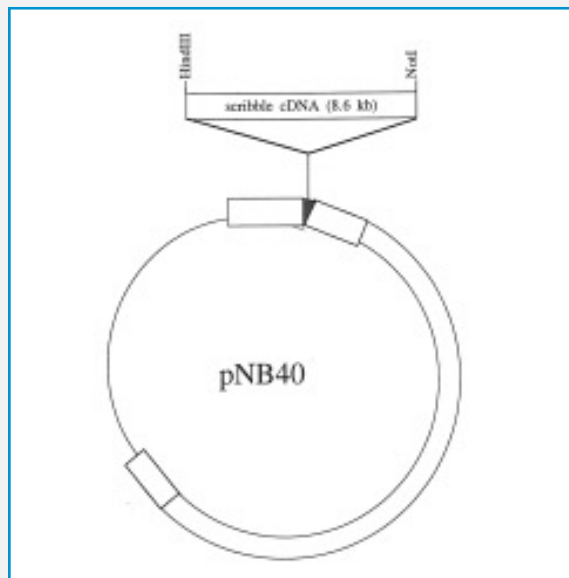
PMID 9342049



Comments & Additional Info



Plasmid # 315
Plasmid Name scribble cDNA (FL)
Insert Name A2 cDNA
Size of Insert (kilo-bases)
Vector Name pNB40
Size of Vector
Total Size
Antibiotic res. or selection marker in other species
Antibiotic res. in bacteria Ampicillin
Type of cloning
Restriction enzymes used for cloning HindIII/NotI
Concentration
Special growth conditions (e.g. E.coli host stain)
Internal/External Internal - NP
Received From David Bilder
Generation Date 4/1/2000
Author David Bilder
Available at Addgene (Link)
Addgene ID



Map Available

<http://genepath.med.harvard.edu/~perrimon/plasmidmaps/p315.pdf>



Publication

Bilder et al. Localization of apical epithelial determinants by the basolateral PDZ protein Scribble. Nature. 2000 Feb 10;403(6770):676-80.

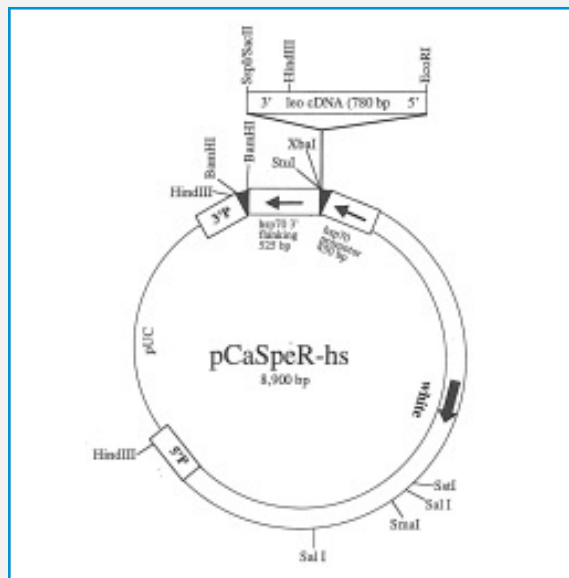
PMID 10688207



Comments & Additional Info

David's notes: "Screen of Nick Brown library; Hind/Not cuts it out; Genbank AF190774" Size: 8.6kb

Plasmid # 316
Plasmid Name hs-leonardo (leo)
Insert Name
Size of Insert (kilo-bases)
Vector Name pCaSpeR-HS
Size of Vector 8780
Total Size
Antibiotic res. or selection marker in other species
Antibiotic res. in bacteria Ampicillin
Type of cloning
Restriction enzymes used for cloning
Concentration
Special growth conditions (e.g. E.coli host stain)
Internal/External Internal - NP
Received From Willis Li
Generation Date 5/1/1999
Author Willis Li
Available at Addgene (Link)
Addgene ID



Map Available


<http://genepath.med.harvard.edu/~perrimon/plasmidmaps/p316.pdf>



Publication

Li et al. The Drosophila 14-3-3 protein Leonardo enhances Torso signaling through D-Raf in a Ras 1-dependent manner. *Development*. 1997 Oct;124 (20):4163-71.

PMID 9374412



Comments & Additional Info

Willis' notes: "A 780 EcoRI/SspI fragment of leonardo cDNA was ligated with pCaSpeR-HS, cut with EcoRI and SacII. SspI and SaeII ends were blunt-ended with T4 polymerase."

Plasmid # 318
Plasmid Name pHSX (kanamycin resistance vector)

Insert Name
Size of Insert (kilo-bases)

Vector Name pHSX

Size of Vector

Total Size

Antibiotic res. or selection marker in other species

Antibiotic res. in bacteria

Type of cloning

Restriction enzymes used for cloning

Concentration

Special growth conditions (e.g. E.coli host stain)

Internal/External External

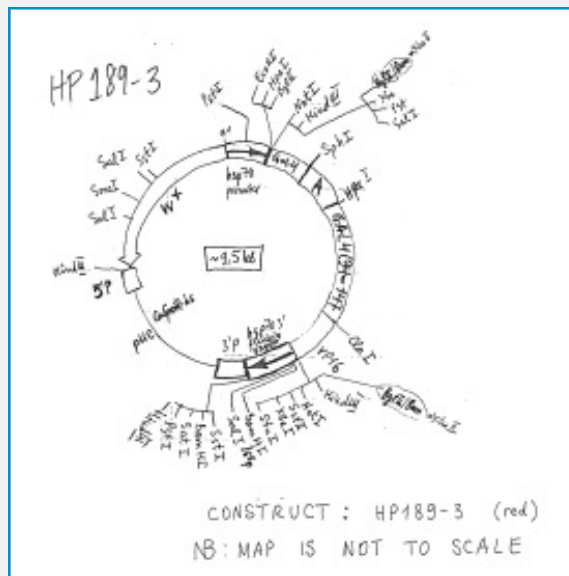
Received From ?Kevin Johnson

Generation Date 1/1/2000

Author Martin Zeidler

Available at Addgene (Link)

Addgene ID



Map Available

<http://genepath.med.harvard.edu/~perrimon/plasmidmaps/p318.pdf>

No Publication PDF Available


Publication

N/A

PMID N/A



Comments & Additional Info



Plasmid # 319

Plasmid Name pBS-EGFPB

Insert Name

Size of Insert (kilo-bases)

Vector Name pBS KS+

Size of Vector 3000

Total Size

Antibiotic res. or selection marker in other species

Antibiotic res. in bacteria Ampicillin

Type of cloning

Restriction enzymes used for cloning

Concentration

Special growth conditions (e.g. E.coli host stain)

Internal/External N/A

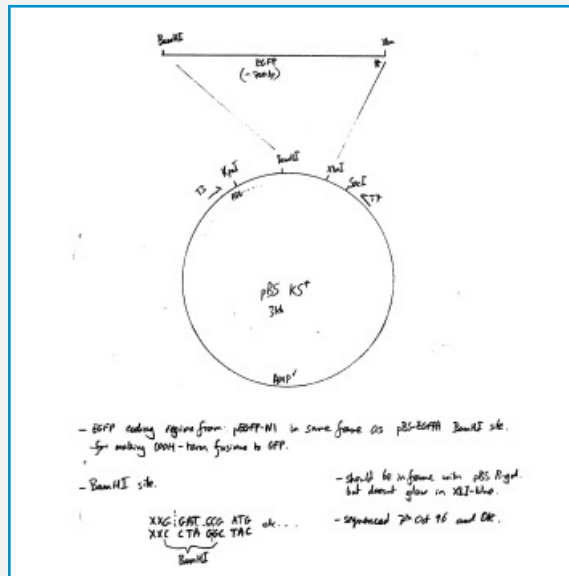
Received From

Generation Date 11/1/2000

Author Martin Zeidler

Available at Addgene (Link)

Addgene ID



Map Available

No Publication PDF Available

Publication

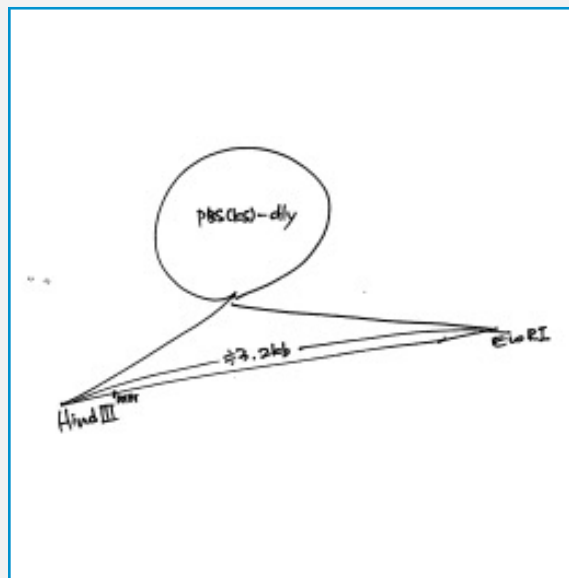
N/A

PMID N/A

No Additional Documents Available

Comments & Additional Info

Plasmid # 320
Plasmid Name pBS (KS) - dly
Insert Name
Size of Insert (kilo-bases)
Vector Name pBS(KS)
Size of Vector 3000
Total Size
Antibiotic res. or selection marker in other species
Antibiotic res. in bacteria Ampicillin
Type of cloning
Restriction enzymes used for cloning
Concentration
Special growth conditions (e.g. E.coli host stain)
Internal/External
Received From
Generation Date 11/1/2000
Author Gyeong Baeg
Available at Addgene (Link)
Addgene ID




Map Available




Publication

Baeg et al. Heparan sulfate proteoglycans are critical for the organization of the extracellular distribution of Wingless. Development. 2001 Jan;128(1):87-94.

PMID 11092814



Comments & Additional Info



Plasmid # 321

Plasmid Name DEXT3

Insert Name

Size of Insert (kilo-bases)

Vector Name pOT2A

Size of Vector

Total Size

Antibiotic res. or selection marker in other species

Antibiotic res. in bacteria

Type of cloning

Restriction enzymes used for cloning

Concentration

Special growth conditions (e.g. E.coli host stain)

Internal/External External

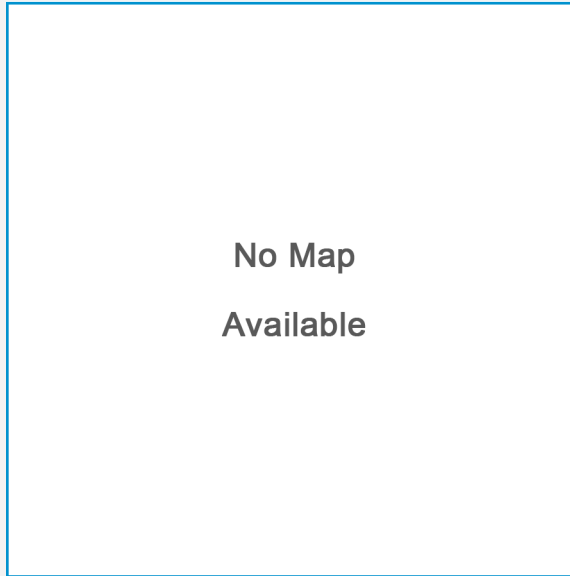
Received From Research Genetics

Generation Date 1/1/2001

Author Kazuyuki Sugahara

Available at Addgene (Link)

Addgene ID



Map Available



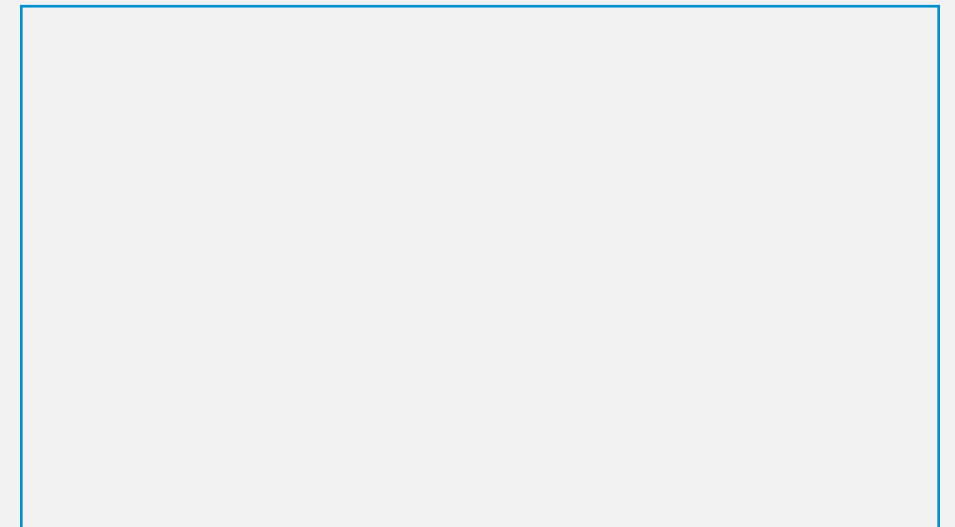
Publication

N/A

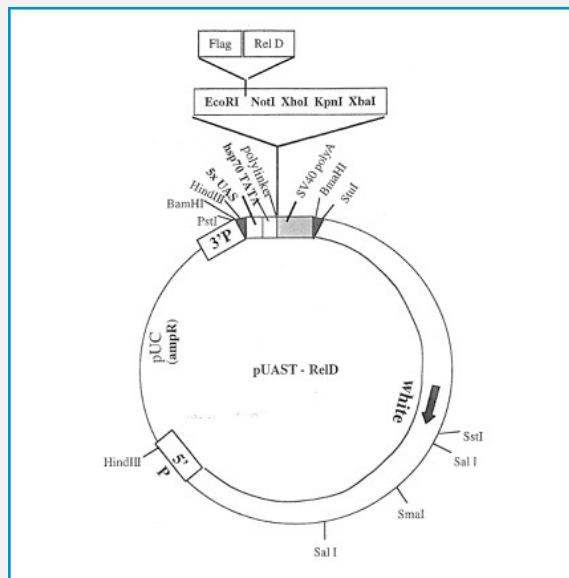
PMID N/A



Comments & Additional Info



Plasmid #	322
Plasmid Name	pUAST-ReID
Insert Name	
Size of Insert (kilo-bases)	
Vector Name	pUAST
Size of Vector	8904
Total Size	
Antibiotic res. or selection marker in other species	
Antibiotic res. in bacteria	Ampicillin
Type of cloning	
Restriction enzymes used for cloning	
Concentration	
Special growth conditions (e.g. E.coli host stain)	
Internal/External	Internal - NP
Received From	Sara Cherry
Generation Date	9/1/2001
Author	Sara Cherry
Available at Addgene (Link)	
Addgene ID	



Map Available

<http://genepath.med.harvard.edu/~perrimon/plasmidmaps/p322.pdf>



Publication

N/A

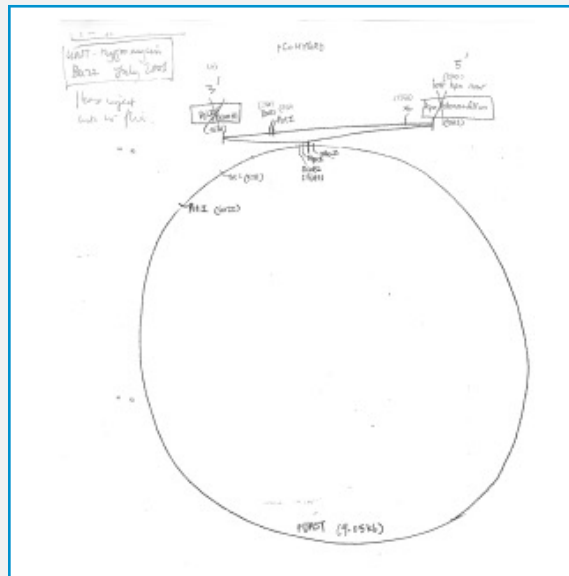
PMID N/A



Comments & Additional Info

Size: ~1.8kb. pSH FLAG-ReID (from Tony Yp) was digested with EcoRI/BamHI and inserted into the EcoRI/BglII sites of pUAST.

Plasmid # 323
Plasmid Name pCoHYGRO
Insert Name
Size of Insert (kilo-bases)
Vector Name pUAST
Size of Vector 8904
Total Size
Antibiotic res. or selection marker in other species
Antibiotic res. in bacteria Ampicillin
Type of cloning
Restriction enzymes used for cloning
Concentration
Special growth conditions (e.g. E.coli host stain)
Internal/External Internal - NP
Received From
Generation Date 9/1/2001
Author Buzz Baum
Available at Addgene (Link)
Addgene ID



Map Available


<http://genepath.med.harvard.edu/~perrimon/plasmidmaps/p323.pdf>




Publication

N/A

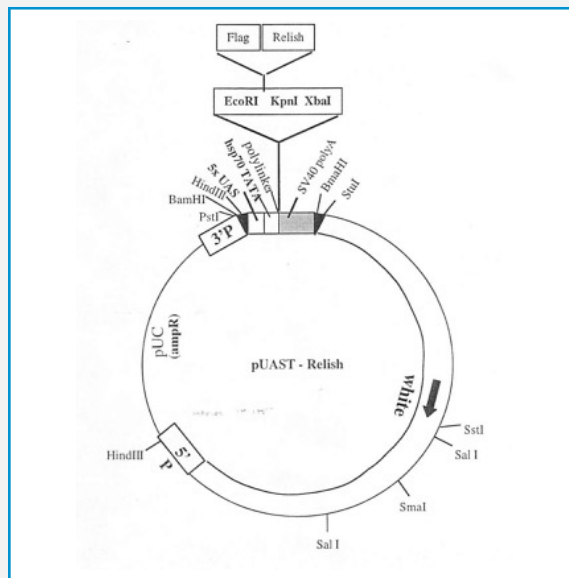
PMID N/A



Comments & Additional Info



Plasmid # 324
Plasmid Name pUAST-Relish
Insert Name
Size of Insert (kilo-bases)
Vector Name pUAST
Size of Vector 8904
Total Size
Antibiotic res. or selection marker in other species
Antibiotic res. in bacteria Ampicillin
Type of cloning
Restriction enzymes used for cloning
Concentration
Special growth conditions (e.g. E.coli host stain)
Internal/External
Received From
Generation Date 9/1/2001
Author Sara Cherry
Available at Addgene (Link)
Addgene ID



Map Available

No Publication PDF Available

Publication

N/A

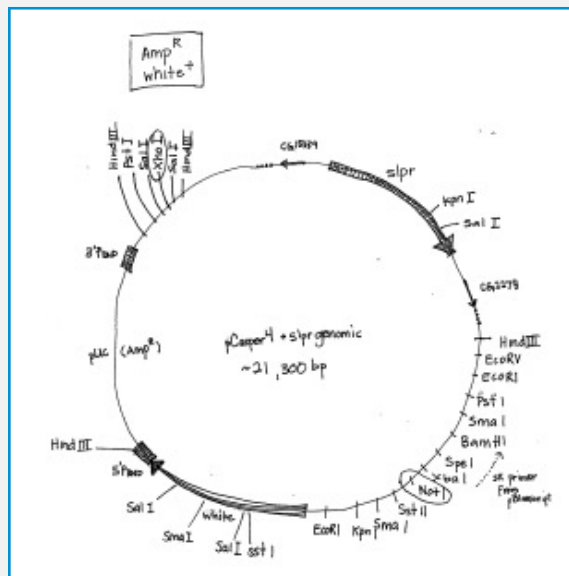
PMID N/A

No Additional Documents Available

Comments & Additional Info

pSH FLAG-Relish (from Tony Yp) was digested with EcoRI/KpnI and inserted into the EcoRI/KpnI sites of pUAST.

Plasmid # 325
Plasmid Name pCasper4+slpr genomic
Insert Name
Size of Insert (kilo-bases)
Vector Name pCasper4
Size of Vector 7855
Total Size
Antibiotic res. or selection marker in other species
Antibiotic res. in bacteria Ampicillin
Type of cloning
Restriction enzymes used for cloning
Concentration
Special growth conditions (e.g. E.coli host stain)
Internal/External
Received From
Generation Date 9/1/2001
Author Beth Stronach
Available at Addgene (Link)
Addgene ID




Map Available



Publication

N/A

PMID N/A



Comments & Additional Info

XhoI and NotI cloning sites used in pCasper4

Plasmid # 326

Plasmid Name hs-Scel

Insert Name

Size of Insert (kilo-bases)

Vector Name pCaSpeR-hs

Size of Vector 8780

Total Size

Antibiotic res. or selection marker in other species

Antibiotic res. in bacteria Ampicillin

Type of cloning

Restriction enzymes used for cloning

Concentration

Special growth conditions (e.g. E.coli host stain)

Internal/External

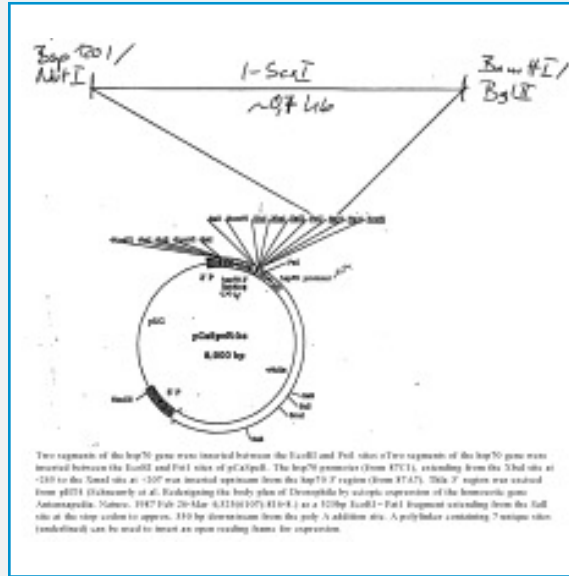
Received From

Generation Date 9/1/2001

Author Katja Bruckner

Available at Addgene (Link)

Addgene ID



Map Available

No Publication PDF Available

Publication

N/A

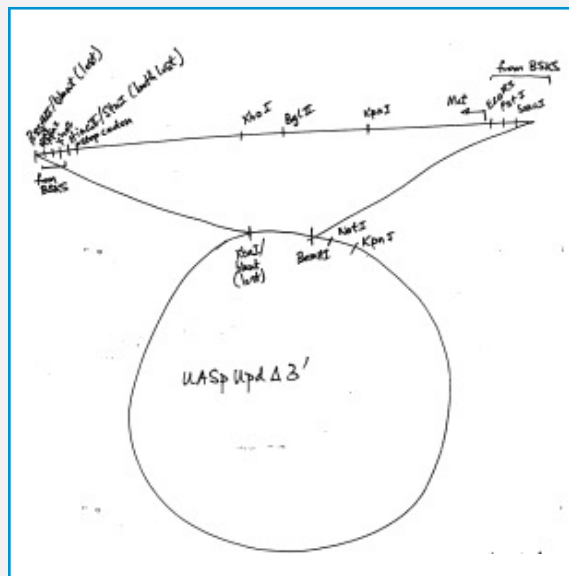
PMID N/A




Comments & Additional Info

Size: ~9.7ub

Plasmid # 327
Plasmid Name UASp-upd delta3'
Insert Name
Size of Insert (kilo-bases)
Vector Name pUAS
Size of Vector 8904
Total Size
Antibiotic res. or selection marker in other species
Antibiotic res. in bacteria Ampicillin
Type of cloning
Restriction enzymes used for cloning
Concentration
Special growth conditions (e.g. E.coli host stain)
Internal/External
Received From
Generation Date 9/1/2001
Author Erika Bach
Available at Addgene (Link)
Addgene ID




Map Available



Publication

Harrison et al. Drosophila unpaired encodes a secreted protein that activates the JAK signaling pathway. *Genes Dev.* 1998 Oct 15;12(20):3252-63.

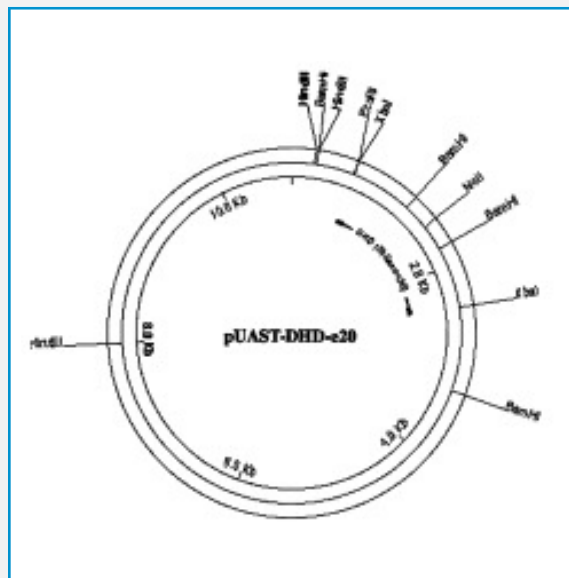
PMID 9784499



Comments & Additional Info

1) Cut upd delta 3' out from BSKSupdelta3' BamHI blunted. 2) Ligated into UASp cut at BamHI-XbaI/blunted dephosphorylated. 3) EcoRI-GbIII double digest will release an 800bp fragment of upd and a large (approx. or greater than 9kb) vector backbone.

Plasmid # 328
Plasmid Name pUAST-DHD-e20
Insert Name huntinton IRS-exon20
Size of Insert (kilo-bases)
Vector Name pUAST
Size of Vector 8904
Total Size
Antibiotic res. or selection marker in other species
Antibiotic res. in bacteria Ampicillin
Type of cloning
Restriction enzymes used for cloning
Concentration
Special growth conditions (e.g. E.coli host stain)
Internal/External
Received From
Generation Date 9/1/2001
Author Sheng Zhang
Available at Addgene (Link)
Addgene ID




Map Available



Publication

Zhang et al. Inactivation of Drosophila Huntingtin affects long-term adult functioning and the pathogenesis of a Huntington's disease model. *Dis Model Mech.* 2009 May-Jun;2(5-6):247-66.

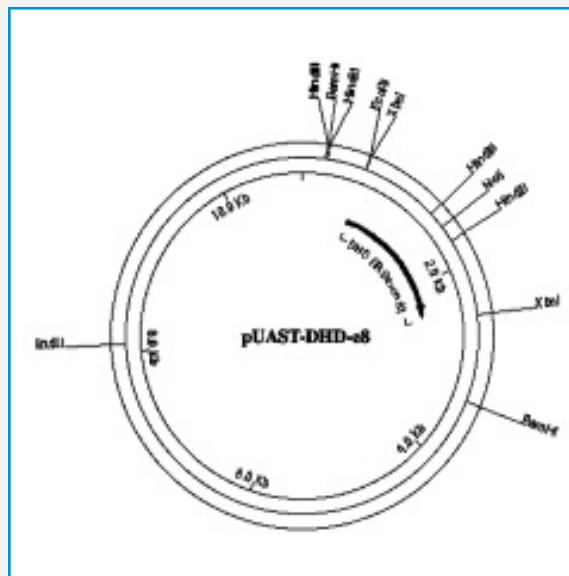
PMID 19380309




Comments & Additional Info

The exon 20 of fly huntinton was isolated by PCR and cloned as inverted repeats into EcoRI-XbaI sites of pUAST vector.

Plasmid # 329
Plasmid Name pUAST-DHD-e8
Insert Name huntinton IRS-exon8
Size of Insert (kilo-bases)
Vector Name pUAST
Size of Vector 8904
Total Size
Antibiotic res. or selection marker in other species
Antibiotic res. in bacteria Ampicillin
Type of cloning
Restriction enzymes used for cloning
Concentration
Special growth conditions (e.g. E.coli host stain)
Internal/External
Received From
Generation Date 9/1/2001
Author Sheng Zhang
Available at Addgene (Link)
Addgene ID




Map Available



Publication

Zhang et al. Inactivation of Drosophila Huntingtin affects long-term adult functioning and the pathogenesis of a Huntington's disease model. *Dis Model Mech.* 2009 May-Jun;2(5-6):247-66.

PMID 19380309



Comments & Additional Info

The exon 8 of fly huntinton was isolated by PCR and cloned as inverted repeats into EcoRI-XbaI sites of pUAST vector.

Plasmid # 330

Plasmid Name pUAST-RG

Insert Name

Size of Insert (kilo-bases) ~0.9

Vector Name pUAST

Size of Vector 8904

Total Size

Antibiotic res. or selection marker in other species

Antibiotic res. in bacteria Ampicillin

Type of cloning

Restriction enzymes used for cloning

Concentration

Special growth conditions (e.g. E.coli host stain)

Internal/External

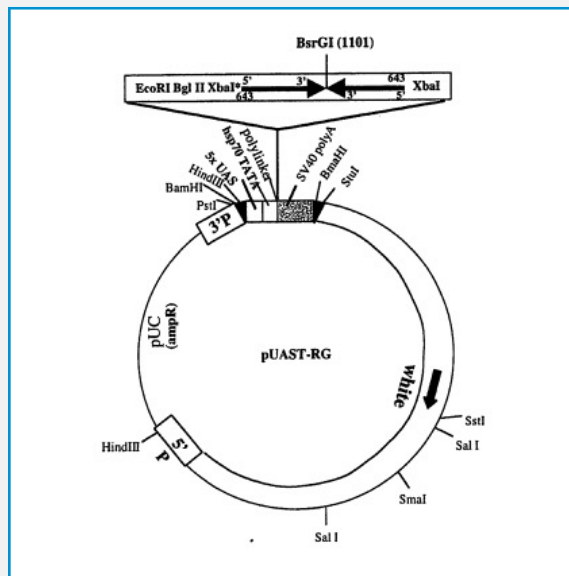
Received From

Generation Date 9/1/2001


Author Sheng Zhang

Available at Addgene (Link)

Addgene ID




Map Available



Publication

Zhang et al. Inactivation of Drosophila Huntingtin affects long-term adult functioning and the pathogenesis of a Huntington's disease model. *Dis Model Mech.* 2009 May-Jun;2(5-6):247-66.

PMID 19380309



Comments & Additional Info

Inverted-repeated construct for fly parkin gene. A 0.46 kb parkin fragment (n.t 643-1101) was cloned into EcoRI and XbaI sites in pUAST vector as inverted-repeats. The BsrGI site (at the sequence position of 1101 n.t.) is used as joint point for the repeats. XbaI* indicates that this XbaI site might be blocked by DNA methylation.

Plasmid # 331
Plasmid Name Casper K/P GFP
Insert Name
Size of Insert (kilo-bases)
Vector Name
Size of Vector
Total Size
Antibiotic res. or selection marker in other species
Antibiotic res. in bacteria
Type of cloning
Restriction enzymes used for cloning
Concentration
Special growth conditions (e.g. E.coli host stain)
Internal/External
Received From
Generation Date 9/25/2001
Author Herve Agaisse
Available at Addgene (Link)
Addgene ID




Map Available




Publication

N/A

PMID N/A



Comments & Additional Info



Plasmid # 332

Plasmid Name prd TS4 INTEIN Gal80

Insert Name

Size of Insert (kilo-bases)

Vector Name pCaSpeR-4

Size of Vector 7855

Total Size

Antibiotic res. or selection marker in other species

Antibiotic res. in bacteria Ampicillin

Type of cloning

Restriction enzymes used for cloning

Concentration

Special growth conditions (e.g. E.coli host stain)

Internal/External


Received From

Generation Date 10/17/2001

Author Change Tan

Available at Addgene (Link)

Addgene ID



Map Available

No Publication PDF Available

Publication

N/A

PMID N/A

No Additional Documents Available

Comments & Additional Info

Expression of temperature sensitive intein Gal80 under the control of prd promoter. prd 5' promoter from pGEM prd5' (Bertuccioli et al. In vivo requirement for the paired domain and homeodomain of the paired segmentation gene product. Development 1996 122: 2673-2685) (Sall>>blunt with T4 polymerase, purified, and then >SpeI>CIP>gel purified) was cloned into TS Gal80 Casper4 (NotI>blunt with T4 polymerase, purified, and then >SpeI>CIP>gel purified)

Plasmid # 333

Plasmid Name prd TS7 INTEIN Gal80

Insert Name

Size of Insert (kilo-bases)

Vector Name pCaSpeR-4

Size of Vector 7855

Total Size

Antibiotic res. or selection marker in other species

Antibiotic res. in bacteria Ampicillin

Type of cloning

Restriction enzymes used for cloning

Concentration

Special growth conditions (e.g. E.coli host stain)

Internal/External


Received From

Generation Date 10/17/2001

Author Change Tan

Available at Addgene (Link)

Addgene ID




Map Available



Publication

N/A

PMID N/A



Comments & Additional Info

Expression of temperature sensitive intein Gal80 under the control of prd promoter. prd 5' promoter from pGEM prd5' (Bertuccioli et al. In vivo requirement for the paired domain and homeodomain of the paired segmentation gene product. Development 1996 122: 2673-2685) (Sall>>blunt with T4 polymerase, purified, and then >SpeI>CIP>gel purified) was cloned into TS Gal80 Casper4 (NotI>blunt with T4 polymerase, purified, and then >SpeI>CIP>gel purified)

Plasmid # 334

Plasmid Name prd TS8 INTEIN Gal80

Insert Name

Size of Insert (kilo-bases)

Vector Name pCaSpeR-4

Size of Vector 7855

Total Size

Antibiotic res. or selection marker in other species

Antibiotic res. in bacteria Ampicillin

Type of cloning

Restriction enzymes used for cloning

Concentration

Special growth conditions (e.g. E.coli host stain)

Internal/External

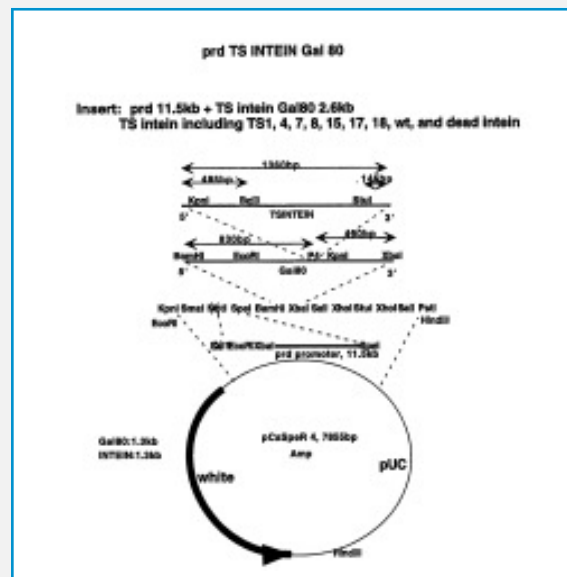
Received From

Generation Date 10/17/2001

Author Change Tan

Available at Addgene (Link)

Addgene ID



No Publication PDF Available

Publication N/A

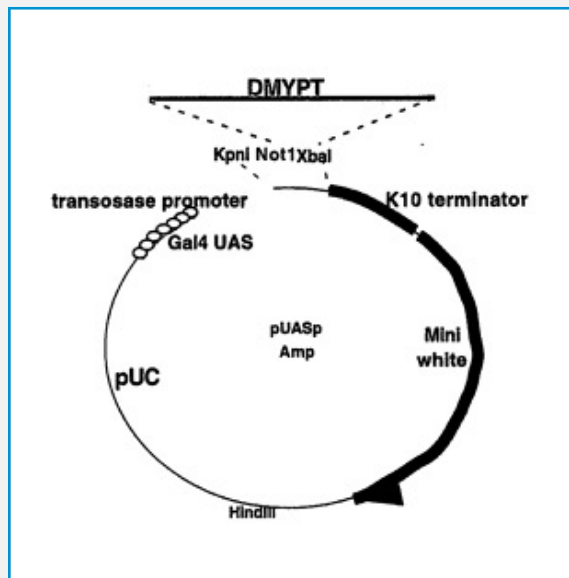
PMID N/A

No Additional Documents Available

Comments & Additional Info

Expression of temperature sensitive intein Gal80 under the control of prd promoter. prd 5' promoter from pGEM prd5' (Bertuccioli et al. In vivo requirement for the paired domain and homeodomain of the paired segmentation gene product. Development 1996 122: 2673-2685) (Sall>>blunt with T4 polymerase, purified, and then >SpeI>CIP>gel purified) was cloned into TS Gal80 Casper4 (NotI>blunt with T4 polymerase, purified, and then >SpeI>CIP>gel purified)

Plasmid # 335
Plasmid Name UAS DMYPT
Insert Name DMYPT
Size of Insert (kilo-bases)
Vector Name pUASp
Size of Vector 8904
Total Size
Antibiotic res. or selection marker in other species
Antibiotic res. in bacteria Ampicillin
Type of cloning
Restriction enzymes used for cloning
Concentration
Special growth conditions (e.g. E.coli host stain)
Internal/External
Received From
Generation Date 10/17/2001
Author Change Tan
Available at Addgene (Link)
Addgene ID




Map Available



Publication

Tan et al. Roles of myosin phosphatase during Drosophila development. Development. 2003 Feb;130(4):671-81.

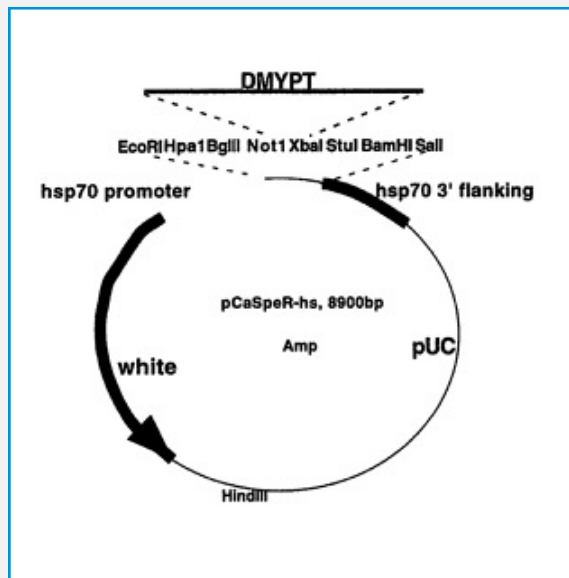
PMID 12505998



Comments & Additional Info

For ectopic expression of DMYPT under the control of Gal4. PCR cloned into pUASp between Not1 and Xba1.

Plasmid # 336
Plasmid Name hs DMYPT
Insert Name DMYPT
Size of Insert (kilo-bases)
Vector Name pCaSpeR-hs
Size of Vector 8780
Total Size
Antibiotic res. or selection marker in other species
Antibiotic res. in bacteria Ampicillin
Type of cloning
Restriction enzymes used for cloning
Concentration
Special growth conditions (e.g. E.coli host stain)
Internal/External
Received From
Generation Date 10/17/2001
Author Change Tan
Available at Addgene (Link)
Addgene ID




Map Available



Publication

Tan et al. Roles of myosin phosphatase during Drosophila development. Development. 2003 Feb;130(4):671-81.

PMID 12505998



Comments & Additional Info

For ectopic expression of DMYPT under the control of heat shock. PCR cloned into Casper-hs between Not1 and Xba1.

Plasmid # 337

Plasmid Name prd TS15 INTEIN Gal80

Insert Name

Size of Insert (kilo-bases)

Vector Name pCaSpeR-4

Size of Vector 7855

Total Size

Antibiotic res. or selection marker in other species

Antibiotic res. in bacteria Ampicillin

Type of cloning

Restriction enzymes used for cloning

Concentration

Special growth conditions (e.g. E.coli host stain)

Internal/External

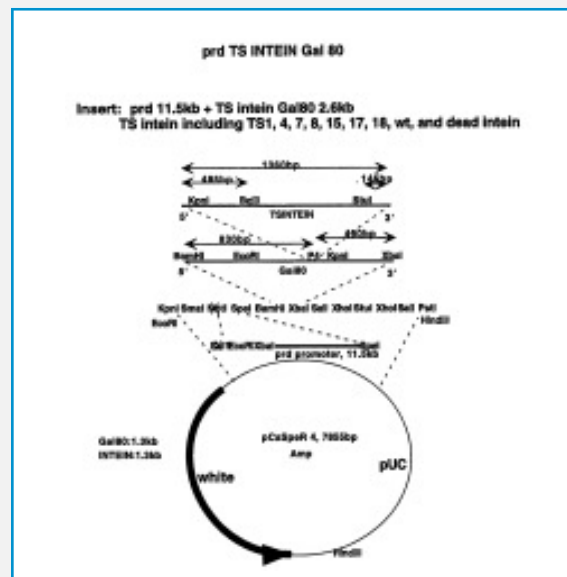
Received From

Generation Date 10/17/2001

Author Change Tan

Available at Addgene (Link)

Addgene ID



Map Available

No Publication PDF Available

Publication

N/A

PMID N/A

No Additional Documents Available

Comments & Additional Info

Expression of temperature sensitive intein Gal80 under the control of prd promoter. prd 5' promoter from pGEM prd5' (Bertuccioli et al. In vivo requirement for the paired domain and homeodomain of the paired segmentation gene product. Development 1996 122: 2673-2685) (Sall>>blunt with T4 polymerase, purified, and then >SpeI>CIP>gel purified) was cloned into TS Gal80 Casper4 (NotI>blunt with T4 polymerase, purified, and then >SpeI>CIP>gel purified)

Plasmid # 338

Plasmid Name prd TS17 INTEIN Gal80

Insert Name

Size of Insert (kilo-bases)

Vector Name pCaSpeR-4

Size of Vector 7855

Total Size

Antibiotic res. or selection marker in other species

Antibiotic res. in bacteria Ampicillin

Type of cloning

Restriction enzymes used for cloning

Concentration

Special growth conditions (e.g. E.coli host stain)

Internal/External

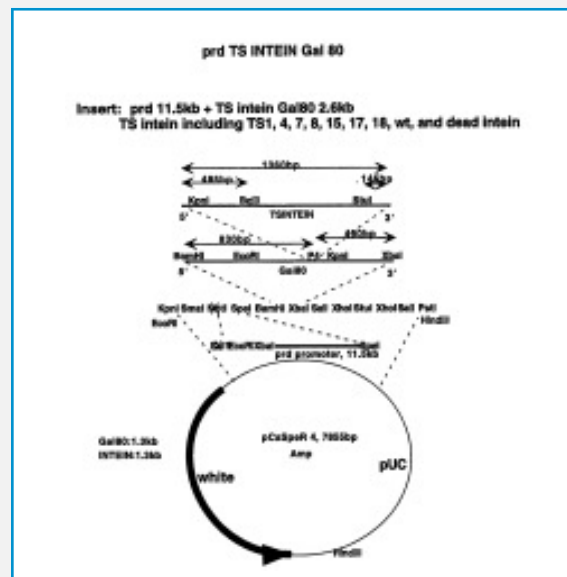
Received From

Generation Date 10/17/2001

Author Change Tan

Available at Addgene (Link)

Addgene ID



No Publication PDF Available

Publication N/A

PMID N/A

No Additional Documents Available

Comments & Additional Info

Expression of temperature sensitive intein Gal80 under the control of prd promoter. prd 5' promoter from pGEM prd5' (Bertuccioli et al. In vivo requirement for the paired domain and homeodomain of the paired segmentation gene product. Development 1996 122: 2673-2685) (Sall>>blunt with T4 polymerase, purified, and then >SpeI>CIP>gel purified) was cloned into TS Gal80 Casper4 (NotI>blunt with T4 polymerase, purified, and then >SpeI>CIP>gel purified)

Plasmid # 339

Plasmid Name prd TS18 INTEIN Gal80

Insert Name

Size of Insert (kilo-bases)

Vector Name pCaSpeR-4

Size of Vector 7855

Total Size

Antibiotic res. or selection marker in other species

Antibiotic res. in bacteria Ampicillin

Type of cloning

Restriction enzymes used for cloning

Concentration

Special growth conditions (e.g. E.coli host stain)

Internal/External

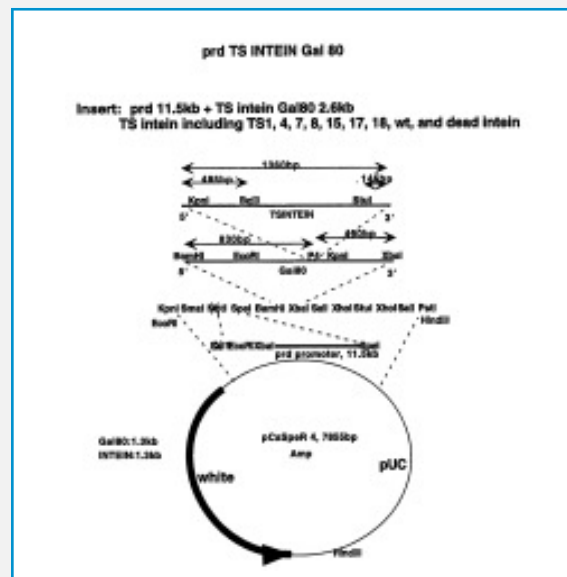
Received From

Generation Date 10/17/2001

Author Change Tan

Available at Addgene (Link)

Addgene ID



No Publication PDF Available

Publication N/A

PMID N/A

No Additional Documents Available

Comments & Additional Info

Expression of temperature sensitive intein Gal80 under the control of prd promoter. prd 5' promoter from pGEM prd5' (Bertuccioli et al. In vivo requirement for the paired domain and homeodomain of the paired segmentation gene product. Development 1996 122: 2673-2685) (Sall>>blunt with T4 polymerase, purified, and then >SpeI>CIP>gel purified) was cloned into TS Gal80 Casper4 (NotI>blunt with T4 polymerase, purified, and then >SpeI>CIP>gel purified)

Plasmid # 340

Plasmid Name EN1

Insert Name

Size of Insert (kilo-bases)

Vector Name

Size of Vector

Total Size

Antibiotic res. or selection marker in other species

Antibiotic res. in bacteria

Type of cloning

Restriction enzymes used for cloning

Concentration

Special growth conditions (e.g. E.coli host stain)

Internal/External

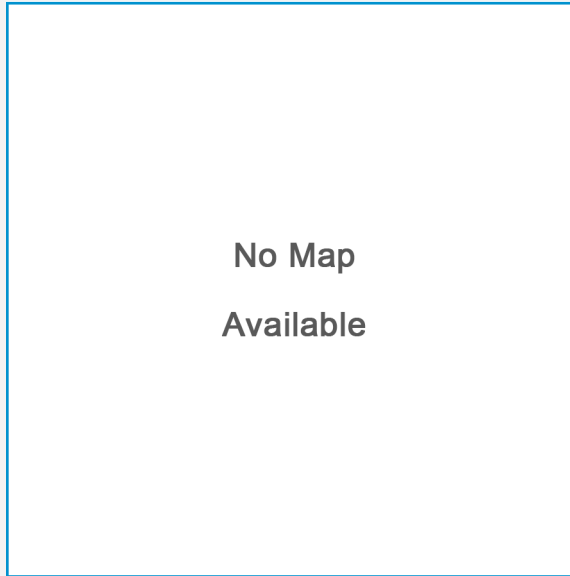
Received From

Generation Date 10/17/2001

Author Herve Agaisse

Available at Addgene (Link)

Addgene ID




Map Available



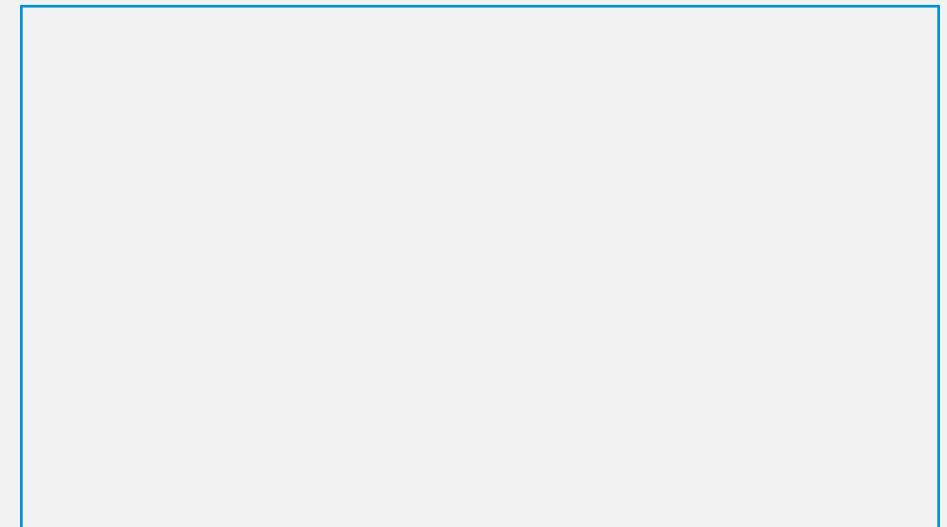
Publication

N/A

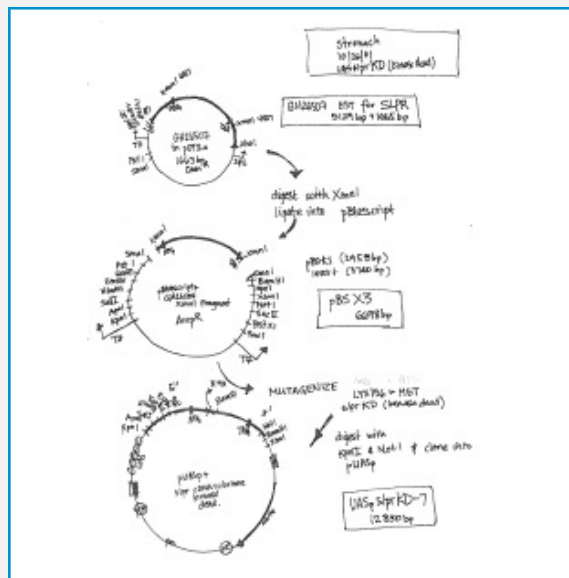
PMID N/A



Comments & Additional Info



Plasmid #	341
Plasmid Name	UAS Slpr KD-7
Insert Name	
Size of Insert (kilo-bases)	
Vector Name	pUASp
Size of Vector	8904
Total Size	
Antibiotic res. or selection marker in other species	
Antibiotic res. in bacteria	Ampicillin
Type of cloning	
Restriction enzymes used for cloning	
Concentration	
Special growth conditions (e.g. E.coli host stain)	
Internal/External	Internal - NP
Received From	Beth Stronach
Generation Date	11/6/2001
Author	Beth Stronach
Available at Addgene (Link)	
Addgene ID	



Map Available


<http://genepath.med.harvard.edu/~perrimon/plasmidmaps/p341.pdf>



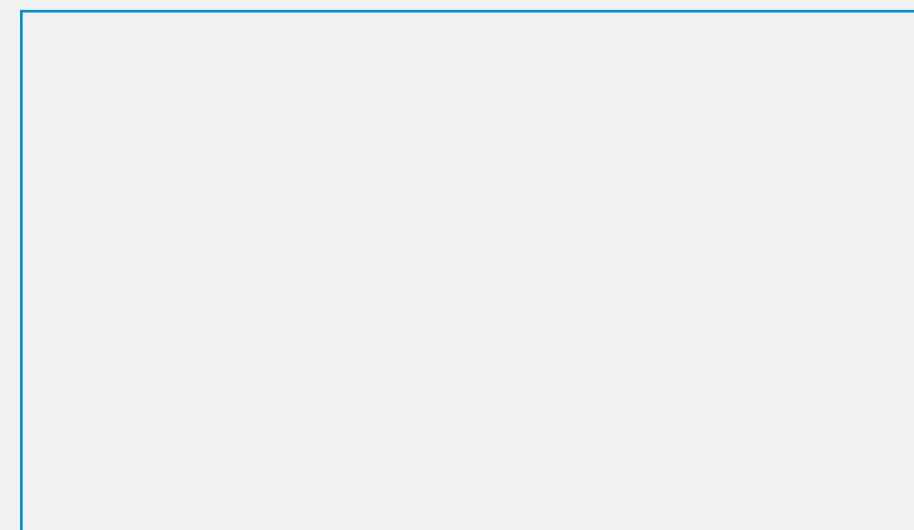
Publication

Stronach et al. Activation of the JNK pathway during dorsal closure in *Drosophila* requires the mixed lineage kinase, slipper. *Genes Dev.* 2002 Feb 1;16(3):377-87.

PMID 11825878



Comments & Additional Info



Plasmid # 342
Plasmid Name pACX Tum-I
Insert Name
Size of Insert (kilo-bases)
Vector Name
Size of Vector
Total Size
Antibiotic res. or selection marker in other species
Antibiotic res. in bacteria
Type of cloning
Restriction enzymes used for cloning
Concentration
Special growth conditions (e.g. E.coli host stain)
Internal/External
Received From
Generation Date 12/1/2001
Author Herve Agaisse
Available at Addgene (Link)
Addgene ID




Map Available




Publication

N/A

PMID N/A



Comments & Additional Info



Plasmid # 343
Plasmid Name Gap1 cDNA
Insert Name
Size of Insert (kilo-bases)
Vector Name
Size of Vector
Total Size
Antibiotic res. or selection marker in other species
Antibiotic res. in bacteria
Type of cloning
Restriction enzymes used for cloning
Concentration
Special growth conditions (e.g. E.coli host stain)
Internal/External
Received From
Generation Date 1/7/2002
Author no information - found on freezer shelf
Available at Addgene (Link)
Addgene ID




Map Available




Publication

N/A

PMID N/A



Comments & Additional Info



Plasmid # 344

Plasmid Name T10 - Torso wildtype (tor+) genomic clone for Norbert

Insert Name

Size of Insert (kilo-bases)

Vector Name

Size of Vector

Total Size

Antibiotic res. or selection marker in other species

Antibiotic res. in bacteria

Type of cloning

Restriction enzymes used for cloning

Concentration

Special growth conditions (e.g. E.coli host stain)

Internal/External

Received From

Generation Date 1/7/2002

Author no information - found on freezer shelf

Available at Addgene (Link)

Addgene ID




Map Available




Publication

N/A

PMID N/A



Comments & Additional Info



Plasmid # 345

Plasmid Name T11 - Torso wildtype (tor+) genomic clone for Norbert

Insert Name

Size of Insert (kilo-bases)

Vector Name

Size of Vector

Total Size

Antibiotic res. or selection marker in other species

Antibiotic res. in bacteria

Type of cloning

Restriction enzymes used for cloning

Concentration

Special growth conditions (e.g. E.coli host stain)

Internal/External

Received From

Generation Date 1/7/2002

Author no information - found on freezer shelf

Available at Addgene (Link)

Addgene ID




Map Available




Publication

N/A

PMID N/A



Comments & Additional Info



Plasmid # 346

Plasmid Name T12 - Torso wildtype (tor+) genomic clone for Norbert

Insert Name

Size of Insert (kilo-bases)

Vector Name

Size of Vector

Total Size

Antibiotic res. or selection marker in other species

Antibiotic res. in bacteria

Type of cloning

Restriction enzymes used for cloning

Concentration

Special growth conditions (e.g. E.coli host stain)

Internal/External

Received From

Generation Date 1/7/2002

Author no information - found on freezer shelf

Available at Addgene (Link)

Addgene ID




Map Available




Publication

N/A

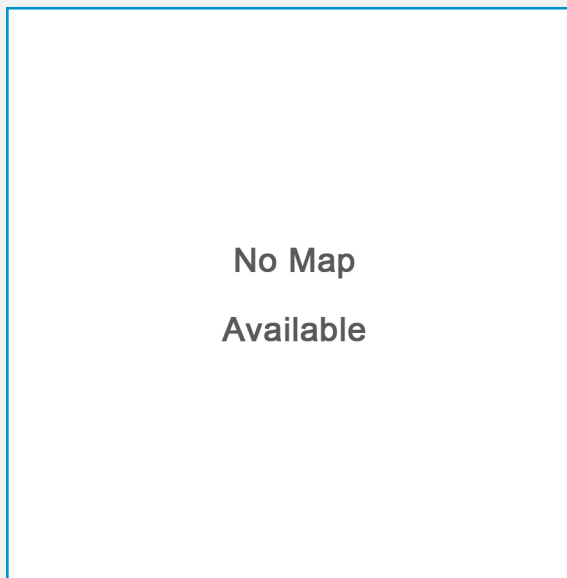
PMID N/A



Comments & Additional Info



Plasmid # 347
Plasmid Name slpr EST GH26507
Insert Name
Size of Insert (kilo-bases)
Vector Name pOT2A
Size of Vector
Total Size
Antibiotic res. or selection marker in other species
Antibiotic res. in bacteria Chloramphenicol
Type of cloning
Restriction enzymes used for cloning
Concentration
Special growth conditions (e.g. E.coli host stain)
Internal/External
Received From Research Genetics
Generation Date 6/2/2002
Author Beth Stronach
Available at Addgene (Link)
Addgene ID



Map Available




Publication

Stronach et al. Activation of the JNK pathway during dorsal closure in Drosophila requires the mixed lineage kinase, slipper. *Genes Dev.* 2002 Feb 1;16(3):377-87.

PMID 11825878



Comments & Additional Info



Plasmid # 348

Plasmid Name slpr genomic fragment

Insert Name

Size of Insert (kilo-bases)

Vector Name pCaSpeR-4

Size of Vector 7855

Total Size

Antibiotic res. or selection marker in other species

Antibiotic res. in bacteria Ampicillin

Type of cloning

Restriction enzymes used for cloning

Concentration

Special growth conditions (e.g. E.coli host stain)

Internal/External Internal - NP

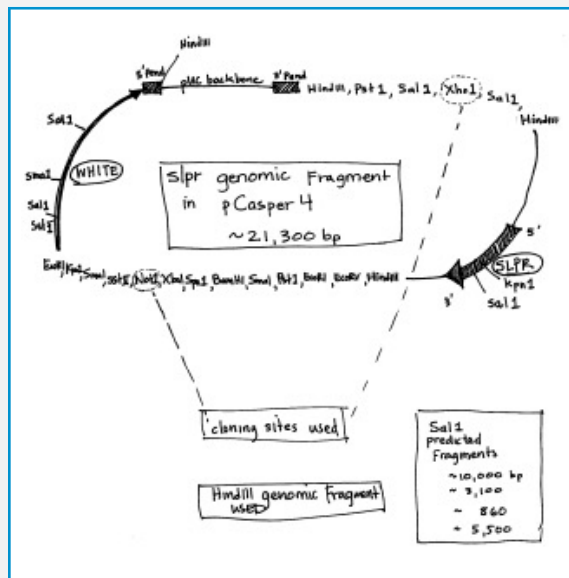
Received From Beth Stronach

Generation Date 6/2/2002

Author Beth Stronach

Available at Addgene (Link)

Addgene ID



Map Available




Publication

Stronach et al. Activation of the JNK pathway during dorsal closure in *Drosophila* requires the mixed lineage kinase, slipper. *Genes Dev.* 2002 Feb 1;16(3):377-87.

PMID 11825878



Comments & Additional Info



Plasmid # 349

Plasmid Name pTV2

Insert Name

Size of Insert (kilo-bases)

Vector Name

Size of Vector

Total Size

Antibiotic res. or selection marker in other species

Antibiotic res. in bacteria

Type of cloning

Restriction enzymes used for cloning

Concentration

Special growth conditions (e.g. E.coli host stain)

Internal/External External

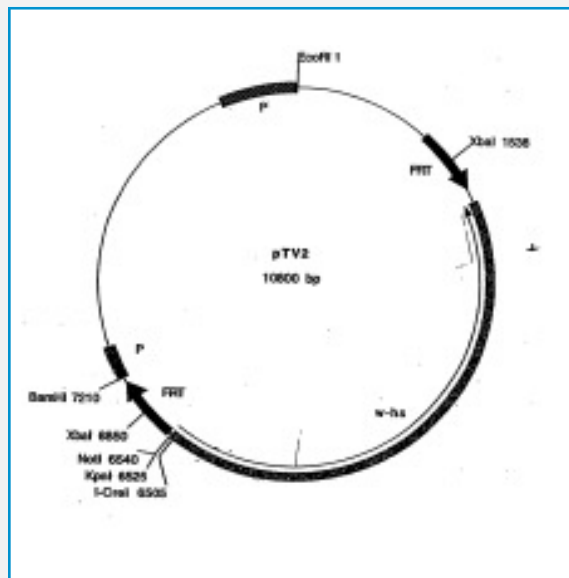
Received From Kent Golec

Generation Date 6/2/2002

Author Sheng Zhang

Available at Addgene (Link)

Addgene ID




Map Available



Publication

N/A

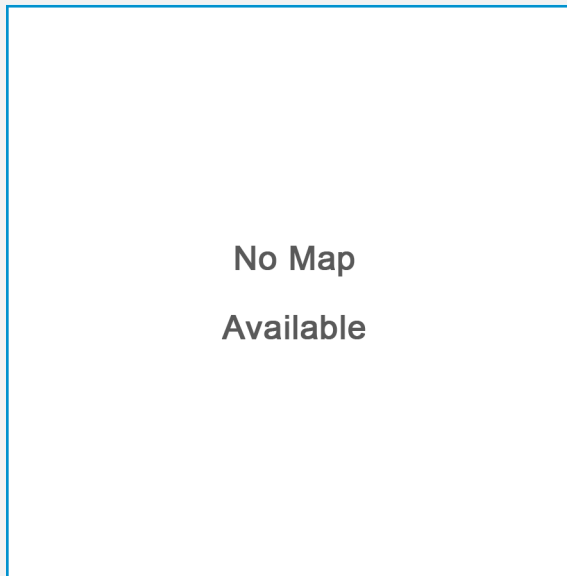
PMID N/A



Comments & Additional Info

Plasmid size: 10800bp. Based on P[>w-hs<] (Golic et al. The FLP recombinase of yeast catalyzes site-specific recombination in the Drosophila genome. Cell. 1989 Nov 3;59(3):499-509.)

Plasmid # 350
Plasmid Name Actin Gal4
Insert Name
Size of Insert (kilo-bases)
Vector Name pAct
Size of Vector 5400
Total Size
Antibiotic res. or selection marker in other species
Antibiotic res. in bacteria Ampicillin
Type of cloning
Restriction enzymes used for cloning
Concentration
Special growth conditions (e.g. E.coli host stain)
Internal/External
Received From
Generation Date 7/22/2002
Author Adam Friedman
Available at Addgene (Link)
Addgene ID



Map Available



Publication

N/A

PMID N/A



Comments & Additional Info

Unknown map.

Plasmid # 351
Plasmid Name metallothionein Gal4
Insert Name
Size of Insert (kilo-bases)
Vector Name pMT?
Size of Vector 3500
Total Size
Antibiotic res. or selection marker in other species
Antibiotic res. in bacteria Ampicillin
Type of cloning
Restriction enzymes used for cloning
Concentration
Special growth conditions (e.g. E.coli host stain)
Internal/External
Received From
Generation Date 7/22/2002
Author Adam Friedman
Available at Addgene (Link)
Addgene ID




Map Available



Publication

N/A

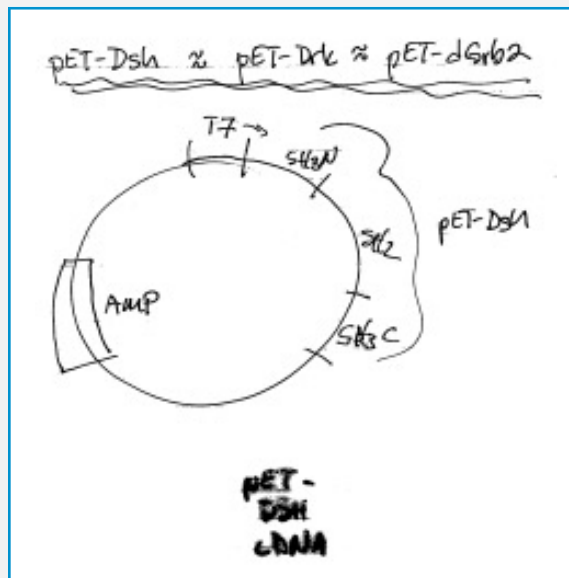
PMID N/A



Comments & Additional Info

Permits inducible Gal4 activity. Unknown map.

Plasmid # 352
Plasmid Name pET-dGrb2
Insert Name
Size of Insert (kilo-bases)
Vector Name
Size of Vector
Total Size
Antibiotic res. or selection marker in other species
Antibiotic res. in bacteria Ampicillin
Type of cloning
Restriction enzymes used for cloning
Concentration
Special growth conditions (e.g. E.coli host stain)
Internal/External External
Received From Tony Pawson
Generation Date 7/22/2002
Author Adam Friedman
Available at Addgene (Link)
Addgene ID



Map Available

No Publication PDF Available

Publication

N/A

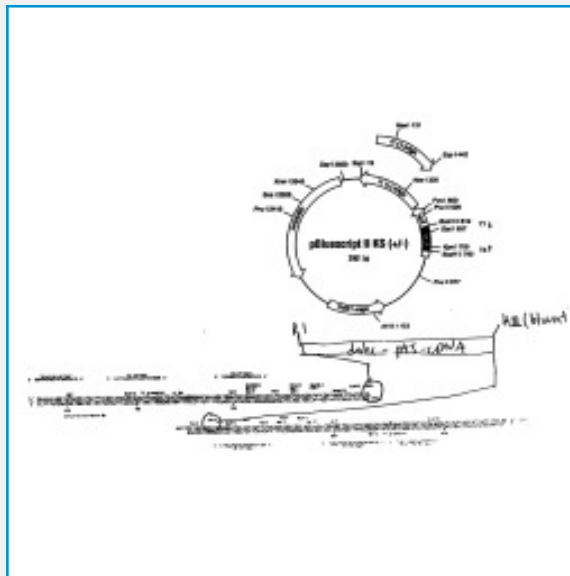
PMID N/A

No Additional Documents Available

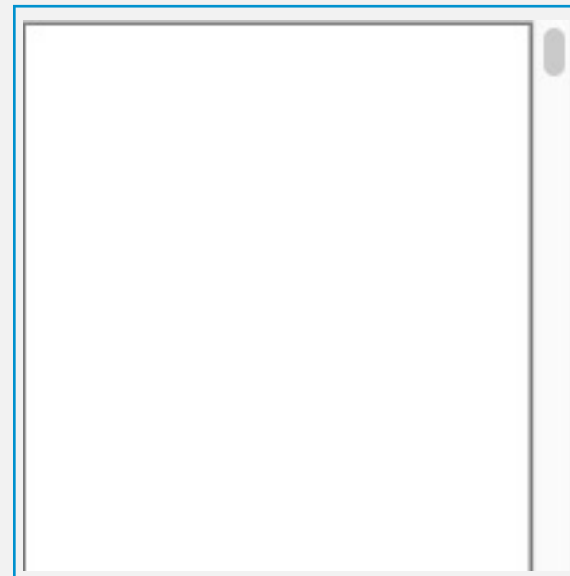
Comments & Additional Info

Full-length Grb2 (Drk) cDNA. Not re-sequenced.

Plasmid # 353
Plasmid Name pBSKS dShc
Insert Name
Size of Insert (kilo-bases) 1.6
Vector Name pBSKS
Size of Vector 3000
Total Size
Antibiotic res. or selection marker in other species
Antibiotic res. in bacteria Ampicillin
Type of cloning
Restriction enzymes used for cloning
Concentration
Special growth conditions (e.g. E.coli host stain)
Internal/External External
Received From Tony Pawson
Generation Date 7/22/2002
Author Adam Friedman
Available at Addgene (Link)
Addgene ID



Map Available



Publication

Lai et al. A Drosophila shc gene product is implicated in signaling by the DER receptor tyrosine kinase. *Mol Cell Biol.* 1995 Sep;15(9):4810-8.


PMID 7651398




Comments & Additional Info

Plasmid size: 4.5kb. Full-length dShc cDNA. Not re-sequenced.

Plasmid # 354
Plasmid Name pBSlambda top
Insert Name
Size of Insert (kilo-bases)
Vector Name
Size of Vector
Total Size
Antibiotic res. or selection marker in other species
Antibiotic res. in bacteria Ampicillin
Type of cloning
Restriction enzymes used for cloning
Concentration
Special growth conditions (e.g. E.coli host stain)
Internal/External External
Received From Trudi Schupbach
Generation Date 7/22/2002
Author Adam Friedman
Available at Addgene (Link)
Addgene ID



Map Available



Publication

N/A

PMID N/A



Comments & Additional Info

Constitutively active torpedo/DER (lambda top) in Bluescript. UAS version also available. Sequenced.

Plasmid # 355
Plasmid Name pRaichu-Ras
Insert Name
Size of Insert (kilo-bases)
Vector Name
Size of Vector
Total Size
Antibiotic res. or selection marker in other species
Antibiotic res. in bacteria Ampicillin
Type of cloning
Restriction enzymes used for cloning
Concentration
Special growth conditions (e.g. E.coli host stain)
Internal/External External
Received From Michiyuki Matsuda
Generation Date 7/22/2002
Author Adam Friedman
Available at Addgene (Link)
Addgene ID



Map Available

<http://genepath.med.harvard.edu/~perrimon/plasmidmaps/p355.pdf>



Publication

N/A

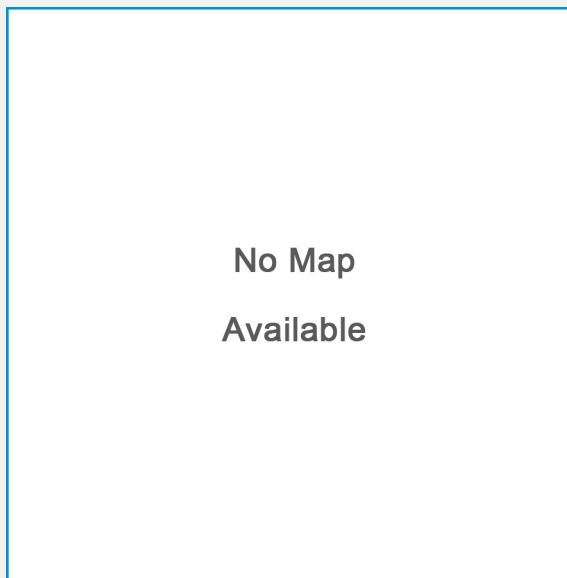
PMID N/A



Comments & Additional Info

Plasmid size: 9.9kb. Digested with Eco/Sal, inserted into Eco/Xho cut pUAST.

Plasmid # 356
Plasmid Name pRaichu-Rap
Insert Name
Size of Insert (kilo-bases)
Vector Name
Size of Vector
Total Size
Antibiotic res. or selection marker in other species
Antibiotic res. in bacteria Ampicillin
Type of cloning
Restriction enzymes used for cloning
Concentration
Special growth conditions (e.g. E.coli host stain)
Internal/External External
Received From Michiyuki Matsuda
Generation Date 7/22/2002
Author Adam Friedman
Available at Addgene (Link)
Addgene ID



Map Available



Publication

Mochizuki et al. Spatio-temporal images of growth-factor-induced activation of Ras and Rap1. Nature. 2001 Jun 28;411(6841):1065-8.---

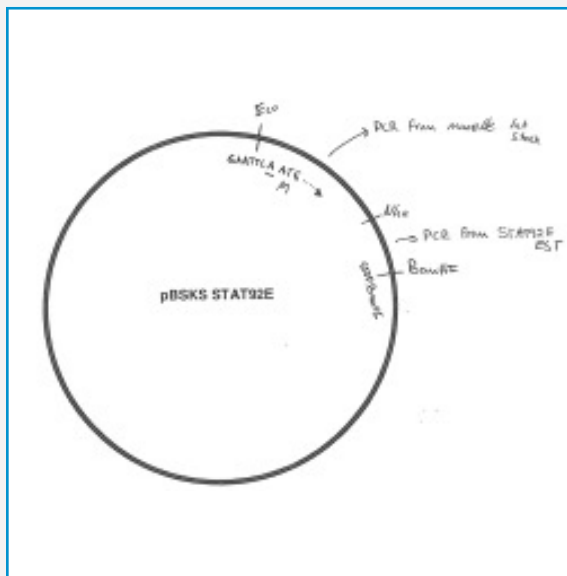
PMID 11429608



Comments & Additional Info

Plasmid size: 7.1kb. FRET indicator of mammalin RAP activity (see Mochizuki et al. Spatio-temporal images of growth-factor-induced activation of Ras and Rap1. Nature. 2001 Jun 28;411(6841):1065-8.) Website: <http://www-tv.biken.osaka-u.ac.jp/e-phogemon/>. UAS version also available.

Plasmid # 357
Plasmid Name pBSKS STAT92E
Insert Name
Size of Insert (kilo-bases)
Vector Name pBSKS
Size of Vector 3000
Total Size
Antibiotic res. or selection marker in other species
Antibiotic res. in bacteria Ampicillin
Type of cloning
Restriction enzymes used for cloning
Concentration
Special growth conditions (e.g. E.coli host stain)
Internal/External Internal - NP
Received From Adam Friedman
Generation Date 7/22/2002
Author Adam Friedman
Available at Addgene (Link)
Addgene ID



Map Available


<http://genepath.med.harvard.edu/~perrimon/plasmidmaps/p357.pdf>



Publication

N/A

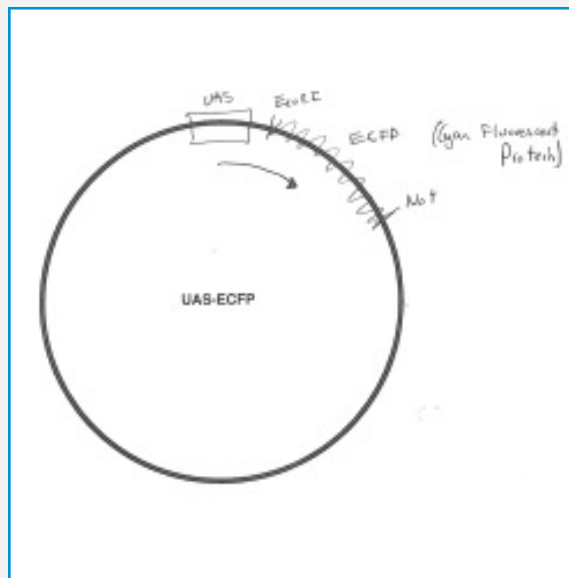
PMID N/A



Comments & Additional Info

Plasmid size: 5.4kb. PCR fragment of 5' STAT92E cDNA from lab stock (marelle, with 3' 7 amino acid deletion) cut with EcoRI [on 5' primer] and NheI) and PCR fragment of 3' STAT92E cDNA from EST (BDGP-DGC:LP05693) cut with NheI and BamHI (on 3' primer) cloned into EcoRI/BamHIpBSKS to create full-length STAT92E. Fully sequenced.

Plasmid # 358
Plasmid Name UAS-ECFP
Insert Name
Size of Insert (kilo-bases)
Vector Name pUAST
Size of Vector 8904
Total Size
Antibiotic res. or selection marker in other species
Antibiotic res. in bacteria Ampicillin
Type of cloning
Restriction enzymes used for cloning
Concentration
Special growth conditions (e.g. E.coli host stain)
Internal/External Internal - NP
Received From Adam Friedman
Generation Date 7/22/2002
Author Adam Friedman
Available at Addgene (Link)
Addgene ID



Map Available


<http://genepath.med.harvard.edu/~perrimon/plasmidmaps/p358.pdf>



Publication

N/A

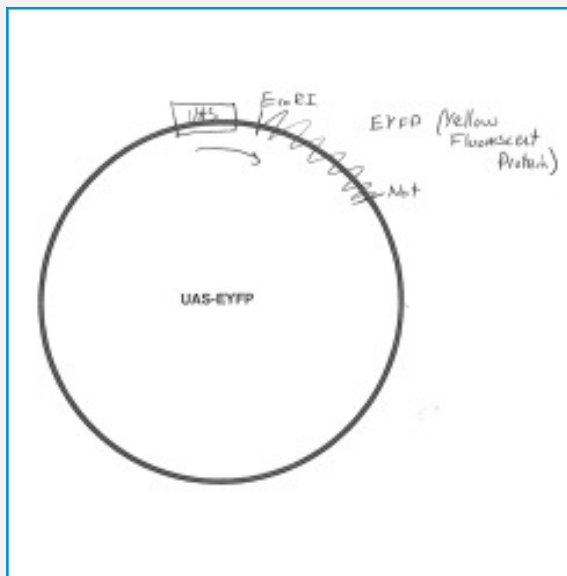
PMID N/A



Comments & Additional Info

Plasmid size: 9.6kb. Clontech ECFP-N1 digested with EcoRI/NotI and inserted into similarly digested UAS.

Plasmid # 359
Plasmid Name UAS-EYFP
Insert Name
Size of Insert (kilo-bases)
Vector Name pUAST
Size of Vector 8904
Total Size
Antibiotic res. or selection marker in other species
Antibiotic res. in bacteria Ampicillin
Type of cloning
Restriction enzymes used for cloning
Concentration
Special growth conditions (e.g. E.coli host stain)
Internal/External Internal - NP
Received From Adam Friedman
Generation Date 7/22/2002
Author Adam Friedman
Available at Addgene (Link)
Addgene ID



Map Available


<http://genepath.med.harvard.edu/~perrimon/plasmidmaps/p359.pdf>



Publication

N/A

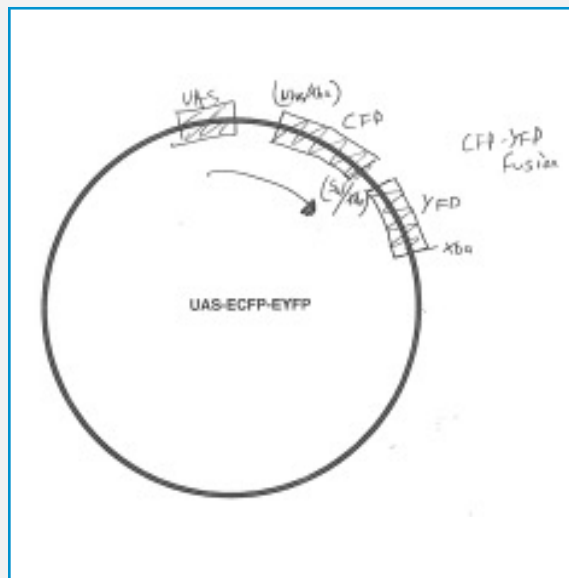
PMID N/A



Comments & Additional Info

Plasmid size: 9.6kb. Clontech EyFP-N1 digested with EcoRI/NotI and inserted into similarly digested UAS.

Plasmid # 360
Plasmid Name UAS-ECFP-EYFP
Insert Name
Size of Insert (kilo-bases)
Vector Name pUAST
Size of Vector 8904
Total Size
Antibiotic res. or selection marker in other species
Antibiotic res. in bacteria Ampicillin
Type of cloning
Restriction enzymes used for cloning
Concentration
Special growth conditions (e.g. E.coli host stain)
Internal/External Internal - NP
Received From Adam Friedman
Generation Date 7/22/2002
Author Adam Friedman
Available at Addgene (Link)
Addgene ID



Map Available

<http://genepath.med.harvard.edu/~perrimon/plasmidmaps/p360.pdf>

No Publication PDF Available

Publication

N/A

PMID N/A

No Additional Documents Available

Comments & Additional Info

Plasmid size: 10.2kb. Clontech ECFP-C1 digested with NheI/SalI and ligated to NheI/XhoI cut Clontech EYFP-N1. Construct was demethylated in SCS110 and cut with NheI/XbaI, which was subsequently ligated to XbaI cut pUAST.

Plasmid # 361
Plasmid Name ubiquitin-Gal4
Insert Name
Size of Insert (kilo-bases)
Vector Name
Size of Vector
Total Size
Antibiotic res. or selection marker in other species
Antibiotic res. in bacteria
Type of cloning
Restriction enzymes used for cloning
Concentration
Special growth conditions (e.g. E.coli host stain)
Internal/External Unknown
Received From Unknown
Generation Date 8/1/2002
Author Kent Nybakken
Available at Addgene (Link)
Addgene ID




Map Available




Publication

N/A

PMID N/A



Comments & Additional Info



Plasmid # 362

Plasmid Name dets1 (w/dpp enhancer)

Insert Name

Size of Insert (kilo-bases)

Vector Name pCaSpeR-4

Size of Vector 7855

Total Size

Antibiotic res. or selection marker in other species

Antibiotic res. in bacteria Ampicillin

Type of cloning

Restriction enzymes used for cloning

Concentration

Special growth conditions (e.g. E.coli host stain)

Internal/External Internal - NP

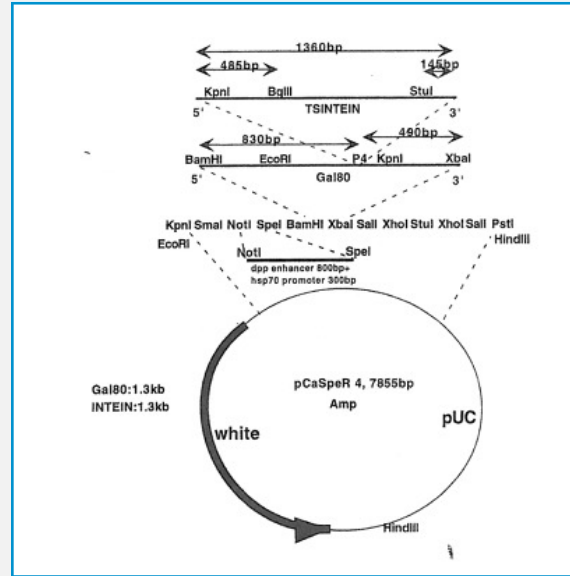
Received From Change Tan

Generation Date 9/26/2002

Author Change Tan

Available at Addgene (Link)

Addgene ID



Map Available

<http://genepath.med.harvard.edu/~perrimon/plasmidmaps/p362.pdf>

No Publication PDF Available

Publication

N/A

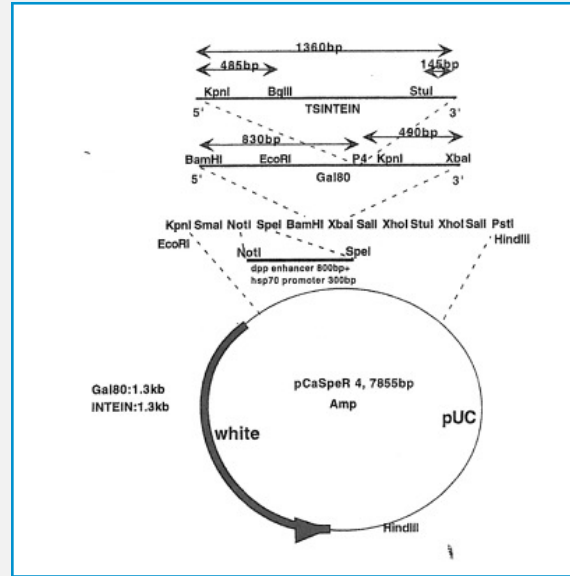
PMID N/A



Comments & Additional Info


Insert: dpp D/V boundary enhancer 800bp + hsp70 minimal promoter 300bp + TS intein Gal80 2.6kb. TS intein including TS1, 4, 7, 8, 15, 17, 18, 19, wt, and dead intein. Expression of temperature sensitive intein Gal80 under the control of dpp dorsal/ventral enhancer. dpp enhancer and hsp70 promoter from pBM10 (Bmno Muller and Konrad Basler Development. 2000;127:2999-3007) was PCA cloned into TS Gal80 Casper4 between NotI and SpeI.

Plasmid # 363
Plasmid Name dets4 (w/dpp enhancer)
Insert Name
Size of Insert (kilo-bases)
Vector Name pCaSpeR-4
Size of Vector 7855
Total Size
Antibiotic res. or selection marker in other species
Antibiotic res. in bacteria Ampicillin
Type of cloning
Restriction enzymes used for cloning
Concentration
Special growth conditions (e.g. E.coli host stain)
Internal/External Internal - NP
Received From Change Tan
Generation Date 9/26/2002
Author Change Tan
Available at Addgene (Link)
Addgene ID



Map Available

<http://genepath.med.harvard.edu/~perrimon/plasmidmaps/p363.pdf>



Publication

N/A

PMID N/A



Comments & Additional Info

Insert: dpp D/V boundary enhancer 800bp + hsp70 minimal promoter 300bp + TS intein Gal80 2.6kb. TS intein including TS1, 4, 7, 8, 15, 17, 18, 19, wt, and dead intein. Expression of temperature sensitive intein Gal80 under the control of dpp dorsal/ventral enhancer. dpp enhancer and hsp70 promoter from pBM10 (Bmno Muller and Konrad Basler Development. 2000;127:2999-3007) was PCA cloned into TS Gal80 Casper4 between NotI and SpeI.

Plasmid # 364

Plasmid Name dets8 (w/dpp enhancer)

Insert Name

Size of Insert (kilo-bases)

Vector Name pCaSpeR-4

Size of Vector 7855

Total Size

Antibiotic res. or selection marker in other species

Antibiotic res. in bacteria Ampicillin

Type of cloning

Restriction enzymes used for cloning

Concentration

Special growth conditions (e.g. E.coli host stain)

Internal/External Internal - NP

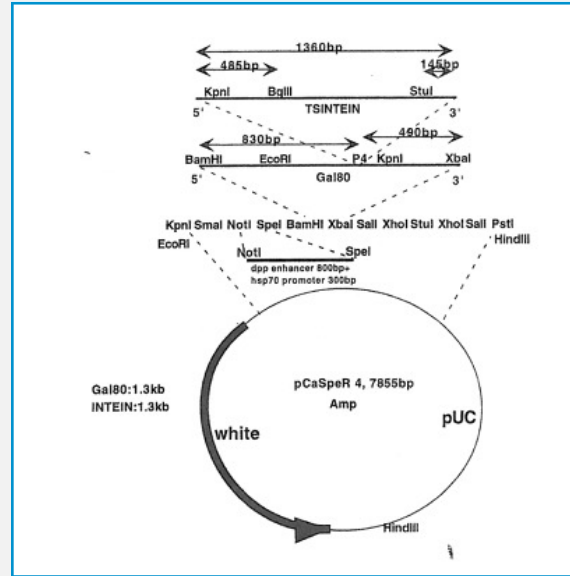
Received From Change Tan

Generation Date 9/26/2002

Author Change Tan


Available at Addgene (Link)

Addgene ID



Map Available

<http://genepath.med.harvard.edu/~perrimon/plasmidmaps/p364.pdf>



Publication

N/A

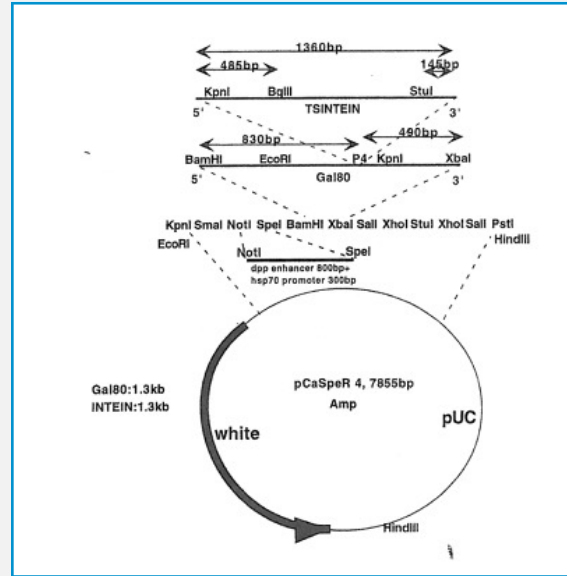
PMID N/A



Comments & Additional Info


Insert: dpp D/V boundary enhancer 800bp + hsp70 minimal promoter300bp + TS intein Gal80 2.6kb. TS intein including TS1, 4, 7, 8, 15, 17, 18, 19, wt, and dead intein. Expression of temperature sensitive intein Gal80 under the control of dpp dorsal/ventral enhancer. dpp enhancer and hsp70 promoter from pBM10 (Bmno Muller and Konrad Basler Development. 2000;127:2999-3007) was PCA cloned into TS Gal80 Casper4 between NotI and SpeI.

Plasmid # 365
Plasmid Name dets15 (w/dpp enhancer)
Insert Name
Size of Insert (kilo-bases)
Vector Name pCaSpeR-4
Size of Vector 7855
Total Size
Antibiotic res. or selection marker in other species
Antibiotic res. in bacteria Ampicillin
Type of cloning
Restriction enzymes used for cloning
Concentration
Special growth conditions (e.g. E.coli host stain)
Internal/External Internal - NP
Received From Change Tan
Generation Date 9/26/2002
Author Change Tan
Available at Addgene (Link)
Addgene ID



Map Available

<http://genepath.med.harvard.edu/~perrimon/plasmidmaps/p365.pdf>



Publication

N/A

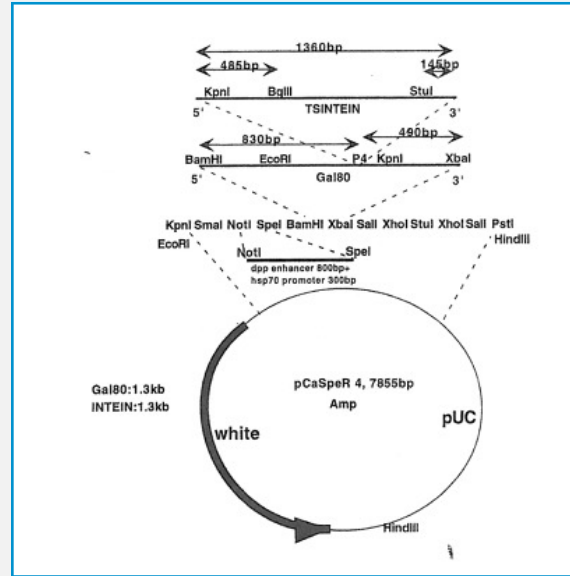
PMID N/A



Comments & Additional Info


Insert: dpp D/V boundary enhancer 800bp + hsp70 minimal promoter300bp + TS intein Gal80 2.6kb. TS intein including TS1, 4, 7, 8, 15, 17, 18, 19, wt, and dead intein. Expression of temperature sensitive intein Gal80 under the control of dpp dorsal/ventral enhancer. dpp enhancer and hsp70 promoter from pBM10 (Bmno Muller and Konrad Basler Development. 2000;127:2999-3007) was PCA cloned into TS Gal80 Casper4 between NotI and SpeI.

Plasmid # 366
Plasmid Name dets18 (w/dpp enhancer)
Insert Name
Size of Insert (kilo-bases)
Vector Name pCaSpeR-4
Size of Vector 7855
Total Size
Antibiotic res. or selection marker in other species
Antibiotic res. in bacteria Ampicillin
Type of cloning
Restriction enzymes used for cloning
Concentration
Special growth conditions (e.g. E.coli host stain)
Internal/External Internal - NP
Received From Change Tan
Generation Date 9/26/2002
Author Change Tan
Available at Addgene (Link)
Addgene ID



Map Available

<http://genepath.med.harvard.edu/~perrimon/plasmidmaps/p366.pdf>



Publication

N/A

PMID N/A



Comments & Additional Info

Insert: dpp D/V boundary enhancer 800bp + hsp70 minimal promoter 300bp + TS intein Gal80 2.6kb. TS intein including TS1, 4, 7, 8, 15, 17, 18, 19, wt, and dead intein. Expression of temperature sensitive intein Gal80 under the control of dpp dorsal/ventral enhancer. dpp enhancer and hsp70 promoter from pBM10 (Bmno Muller and Konrad Basler Development. 2000;127:2999-3007) was PCA cloned into TS Gal80 Casper4 between NotI and SpeI.

Plasmid # 367

Plasmid Name dets19 (w/dpp enhancer)

Insert Name

Size of Insert (kilo-bases)

Vector Name pCaSpeR-4

Size of Vector 7855

Total Size

Antibiotic res. or selection marker in other species

Antibiotic res. in bacteria Ampicillin

Type of cloning

Restriction enzymes used for cloning

Concentration

Special growth conditions (e.g. E.coli host stain)

Internal/External Internal - NP

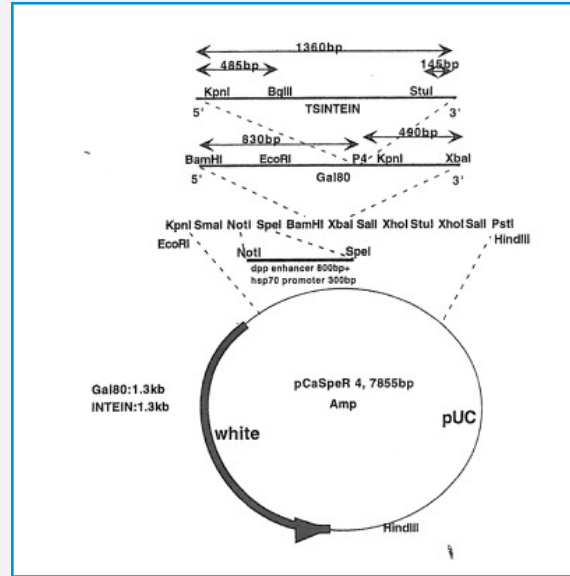
Received From Change Tan

Generation Date 9/26/2002

Author Change Tan


Available at Addgene (Link)

Addgene ID



Map Available

<http://genepath.med.harvard.edu/~perrimon/plasmidmaps/p367.pdf>



Publication

N/A

PMID N/A



Comments & Additional Info

Insert: dpp D/V boundary enhancer 800bp + hsp70 minimal promoter 300bp + TS intein Gal80 2.6kb. TS intein including TS1, 4, 7, 8, 15, 17, 18, 19, wt, and dead intein. Expression of temperature sensitive intein Gal80 under the control of dpp dorsal/ventral enhancer. dpp enhancer and hsp70 promoter from pBM10 (Bmno Muller and Konrad Basler Development. 2000;127:2999-3007) was PCA cloned into TS Gal80 Casper4 between NotI and SpeI.

Plasmid # 368

Plasmid Name dets wt (w/dpp enhancer)

Insert Name

Size of Insert (kilo-bases)

Vector Name pCaSpeR-4

Size of Vector 7855

Total Size

Antibiotic res. or selection marker in other species

Antibiotic res. in bacteria Ampicillin

Type of cloning

Restriction enzymes used for cloning

Concentration

Special growth conditions (e.g. E.coli host stain)

Internal/External Internal - NP

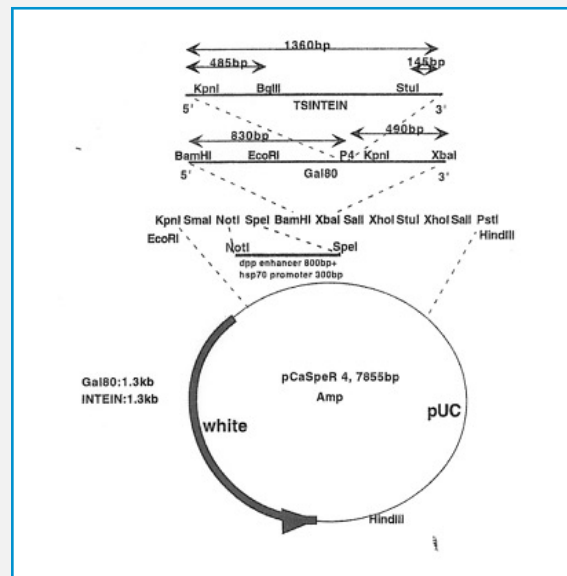
Received From Change Tan

Generation Date 9/26/2002

Author Change Tan

Available at Addgene (Link)

Addgene ID



Map Available

<http://genepath.med.harvard.edu/~perrimon/plasmidmaps/p368.pdf>

No Publication PDF Available

Publication

N/A

PMID N/A



Comments & Additional Info

Insert: dpp D/V boundary enhancer 800bp + hsp70 minimal promoter 300bp + TS intein Gal80 2.6kb. TS intein including TS1, 4, 7, 8, 15, 17, 18, 19, wt, and dead intein. Expression of temperature sensitive intein Gal80 under the control of dpp dorsal/ventral enhancer. dpp enhancer and hsp70 promoter from pBM10 (Bmno Muller and Konrad Basler Development. 2000;127:2999-3007) was PCA cloned into TS Gal80 Casper4 between NotI and SpeI.

Plasmid # 369

Plasmid Name dets dead intein (w/dpp enhancer)

Insert Name

Size of Insert (kilo-bases)

Vector Name pCaSpeR-4

Size of Vector 7855

Total Size

Antibiotic res. or selection marker in other species

Antibiotic res. in bacteria Ampicillin

Type of cloning

Restriction enzymes used for cloning

Concentration

Special growth conditions (e.g. E.coli host stain)

Internal/External Internal - NP

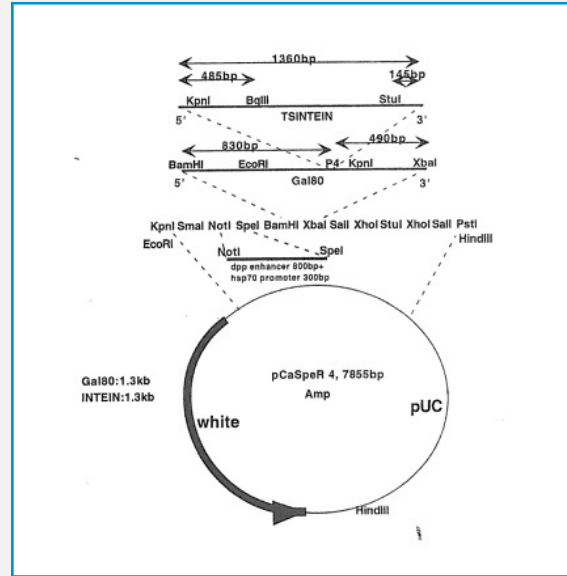
Received From Change Tan

Generation Date 9/26/2002

Author Change Tan


Available at Addgene (Link)

Addgene ID



Map Available

<http://genepath.med.harvard.edu/~perrimon/plasmidmaps/p369.pdf>



Publication

N/A

PMID N/A



Comments & Additional Info

Insert: dpp D/V boundary enhancer 800bp + hsp70 minimal promoter300bp + TS intein Gal80 2.6kb. TS intein including TS1, 4, 7, 8, 15, 17, 18, 19, wt, and dead intein. Expression of temperature sensitive intein Gal80 under the control of dpp dorsal/ventral enhancer. dpp enhancer and hsp70 promoter from pBM10 (Bmno Muller and Konrad Basler Development. 2000;127:2999-3007) was PCA cloned into TS Gal80 Casper4 between NotI and SpeI.

Plasmid # 370

Plasmid Name pJY2000

Insert Name

Size of Insert (kilo-bases)

Vector Name

Size of Vector

Total Size

Antibiotic res. or selection marker in other species

Antibiotic res. in bacteria

Type of cloning

Restriction enzymes used for cloning

Concentration

Special growth conditions (e.g. E.coli host stain)

Internal/External External

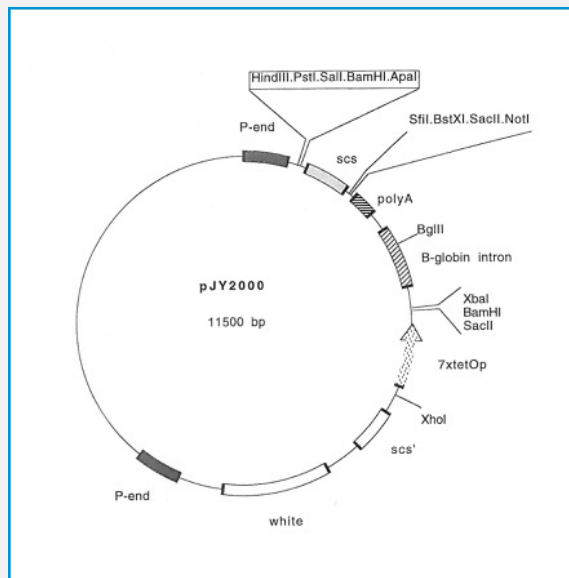
Received From Jerry Yin

Generation Date 10/11/2000

Author NP

Available at Addgene (Link)

Addgene ID



Map Available

<http://genepath.med.harvard.edu/~perrimon/plasmidmaps/p370.pdf>

Publication

N/A

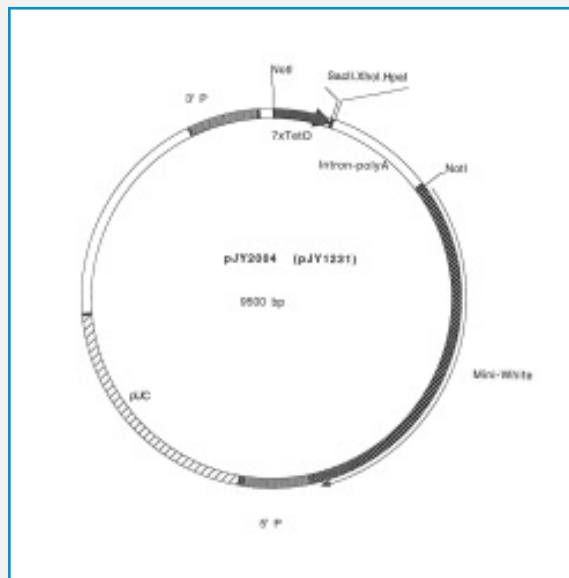
PMID N/A



Comments & Additional Info

Plasmid size: 11500 bp. Universal tetO-target vector (insulated). Unique site for cDNA insertion is XbaI. Ampicillin. Not to scale. About 11.5 kb. NotI/XhoI fragment is about 1450 bp. Not/Xba about 950 bp.

Plasmid # 371
Plasmid Name pJY2004
Insert Name
Size of Insert (kilo-bases)
Vector Name
Size of Vector
Total Size
Antibiotic res. or selection marker in other species
Antibiotic res. in bacteria
Type of cloning
Restriction enzymes used for cloning
Concentration
Special growth conditions (e.g. E.coli host stain)
Internal/External External
Received From Jerry Yin
Generation Date 10/11/2000
Author NP
Available at Addgene (Link)
Addgene ID



Map Available

<http://genepath.med.harvard.edu/~perrimon/plasmidmaps/p371.pdf>



Publication

N/A

PMID N/A



Comments & Additional Info

Plasmid size: 9500 bp. Constructed by: pJY1231, pJY1229 NotI into pJY1230 Not. Unisulated universal vector. Clone cDNAs into unique SacII, XhoI, HpaI. There are only two NotI sites. Not frag about 1.5kb. Not/Xho about 1 and 0.5 kb. Many other sites not shown.

Plasmid # 372

Plasmid Name pJY2006

Insert Name

Size of Insert (kilo-bases)

Vector Name

Size of Vector

Total Size

Antibiotic res. or selection marker in other species

Antibiotic res. in bacteria

Type of cloning

Restriction enzymes used for cloning

Concentration

Special growth conditions (e.g. E.coli host stain)

Internal/External External

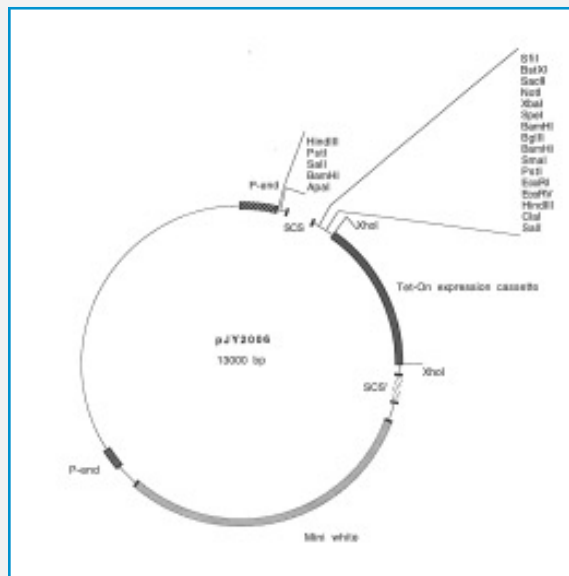
Received From Jerry Yin

Generation Date 10/11/2000

Author NP

Available at Addgene (Link)

Addgene ID



Map Available

<http://genepath.med.harvard.edu/~perrimon/plasmidmaps/p372.pdf>



Publication

N/A

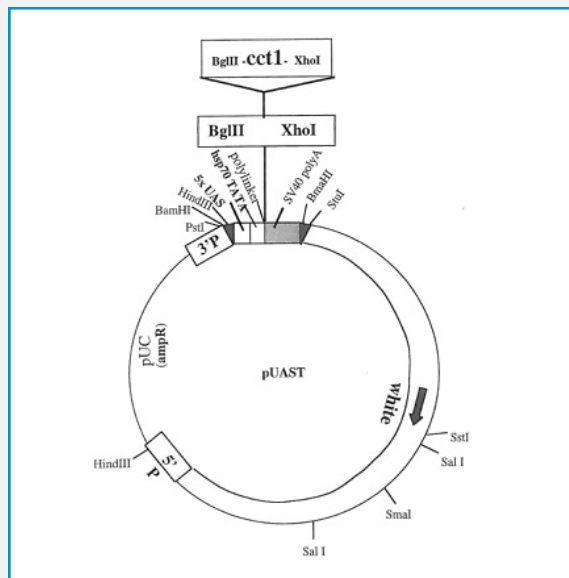
PMID N/A



Comments & Additional Info

Plasmid size: 13000 bp. Constructed by: pMS96. Actin Tet On (rtTA-M2-alt/VP16). pMS95 XhoI frag into B. Block (pJY769) XhoI. For making Tet-n actin flies. Not to scale, many sites not shown. Orientation of Tet-On cassette not known.

Plasmid #	373
Plasmid Name	pUAS-cct1
Insert Name	
Size of Insert (kilo-bases)	2.5
Vector Name	pUAST
Size of Vector	8904
Total Size	
Antibiotic res. or selection marker in other species	
Antibiotic res. in bacteria	Ampicillin
Type of cloning	
Restriction enzymes used for cloning	
Concentration	
Special growth conditions (e.g. E.coli host stain)	
Internal/External	Internal - NP
Received From	Matt Gibson
Generation Date	11/11/2002
Author	Matt Gibson
Available at Addgene (Link)	
Addgene ID	



Map Available

<http://genepath.med.harvard.edu/~perrimon/plasmidmaps/p373.pdf>

No Publication PDF Available

Publication

Unpublished

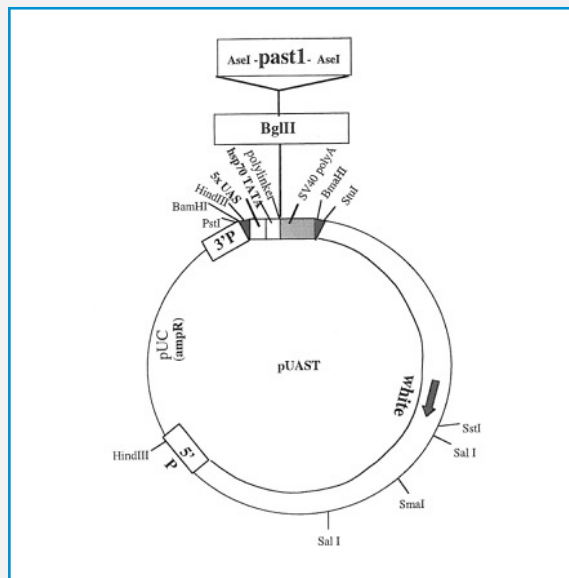
PMID N/A

No Additional Documents Available

Comments & Additional Info

Cut cct1 from pOT2 and directionally cloned into pUAST with B

Plasmid #	374
Plasmid Name	pUAS-past1
Insert Name	
Size of Insert (kilo-bases)	1.8
Vector Name	pUAST
Size of Vector	8904
Total Size	
Antibiotic res. or selection marker in other species	
Antibiotic res. in bacteria	Ampicillin
Type of cloning	
Restriction enzymes used for cloning	
Concentration	
Special growth conditions (e.g. E.coli host stain)	
Internal/External	Internal - NP
Received From	Matt Gibson
Generation Date	11/11/2002
Author	Matt Gibson
Available at Addgene (Link)	
Addgene ID	



Map Available

<http://genepath.med.harvard.edu/~perrimon/plasmidmaps/p374.pdf>

No Publication PDF Available

Publication

Unpublished

PMID N/A

No Additional Documents Available

Comments & Additional Info

Cut past-1 from pOT2 with AseI sites flanking the polylinker. Blunt-end ligated into Bgl II digested pUAST.

Plasmid # 375

Plasmid Name pWIZ-Rel-r

Insert Name

Size of Insert (kilo-bases)

Vector Name pWIZ

Size of Vector 9100

Total Size

Antibiotic res. or selection marker in other species

Antibiotic res. in bacteria

Type of cloning

Restriction enzymes used for cloning

Concentration

Special growth conditions (e.g. E.coli host stain)

Internal/External Internal - NP

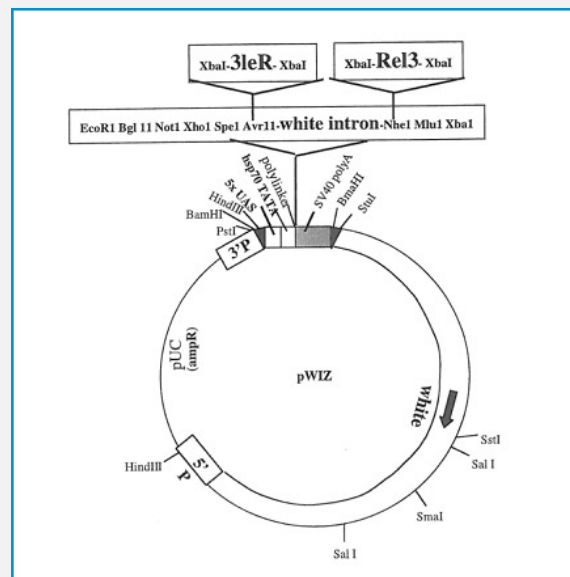
Received From Nadire Ramadan

Generation Date 11/11/2002

Author Nadire Ramadan

Available at Addgene (Link)

Addgene ID



Map Available

<http://genepath.med.harvard.edu/~perrimon/plasmidmaps/p375.pdf>

No Publication PDF Available

Publication

N/A

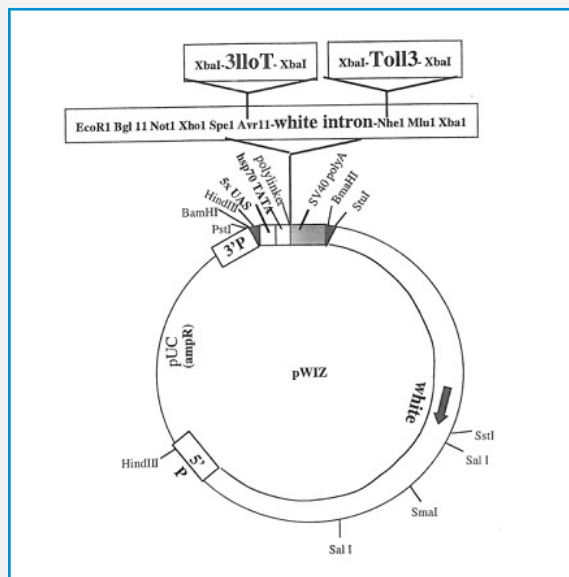
PMID N/A

No Additional Documents Available

Comments & Additional Info

Size: 500 bp insert x2. PCR Re1 with Xba site into Avr11 and Nhe1 sites.

Plasmid # 376
Plasmid Name pWIZ-Toll-r
Insert Name
Size of Insert (kilo-bases)
Vector Name pWIZ
Size of Vector 9100
Total Size
Antibiotic res. or selection marker in other species
Antibiotic res. in bacteria
Type of cloning
Restriction enzymes used for cloning
Concentration
Special growth conditions (e.g. E.coli host stain)
Internal/External Internal - NP
Received From Nadire Ramadan
Generation Date 11/11/2002
Author Nadire Ramadan
Available at Addgene (Link)
Addgene ID



Map Available

<http://genepath.med.harvard.edu/~perrimon/plasmidmaps/p376.pdf>

No Publication PDF Available

Publication

N/A

PMID N/A

No Additional Documents Available

Comments & Additional Info

Size: 500 bp insert x2. PCR Toll with Xba site into Avr11 and Nhe1 sites.

Plasmid # 377

Plasmid Name pWIZ-Thr2-r

Insert Name

Size of Insert (kilo-bases)

Vector Name pWIZ

Size of Vector 9100

Total Size

Antibiotic res. or selection marker in other species

Antibiotic res. in bacteria

Type of cloning

Restriction enzymes used for cloning

Concentration

Special growth conditions (e.g. E.coli host stain)

Internal/External Internal - NP

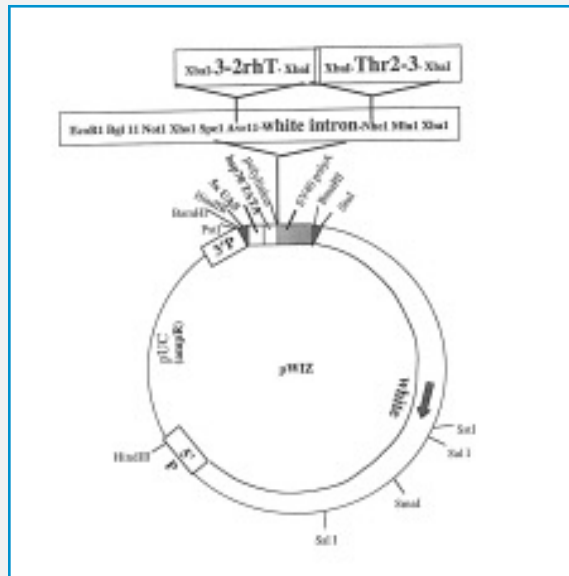
Received From Nadire Ramadan

Generation Date 11/11/2002

Author Nadire Ramadan

Available at Addgene (Link)

Addgene ID



Map Available

<http://genepath.med.harvard.edu/~perrimon/plasmidmaps/p377.pdf>

No Publication PDF Available

Publication

N/A

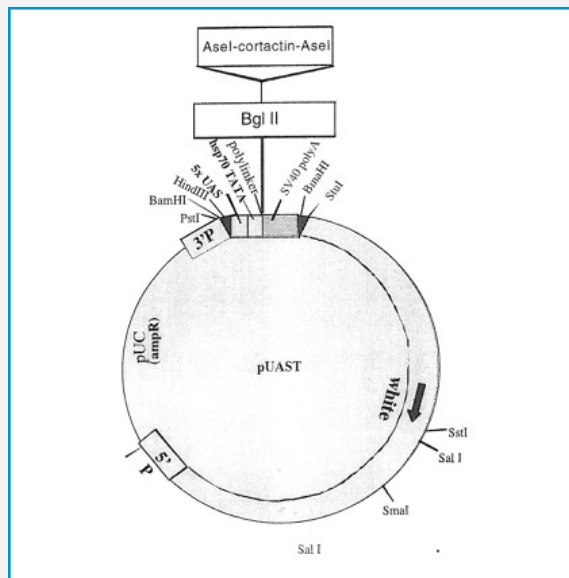
PMID N/A

No Additional Documents Available

Comments & Additional Info

Size: 500 bp insert x2. PCR Thr2 with Xba site into AVR11 and Nhe1 sites.

Plasmid # 378
Plasmid Name UAS-Cortactin
Insert Name
Size of Insert (kilo-bases)
Vector Name pUAST
Size of Vector 8904
Total Size
Antibiotic res. or selection marker in other species
Antibiotic res. in bacteria Ampicillin
Type of cloning
Restriction enzymes used for cloning
Concentration
Special growth conditions (e.g. E.coli host stain)
Internal/External Internal - NP
Received From Matt Gibson
Generation Date 2/21/2003
Author Matt Gibson
Available at Addgene (Link)
Addgene ID



Map Available

<http://genepath.med.harvard.edu/~perrimon/plasmidmaps/p378.pdf>

No Publication PDF Available

Publication

Unpublished

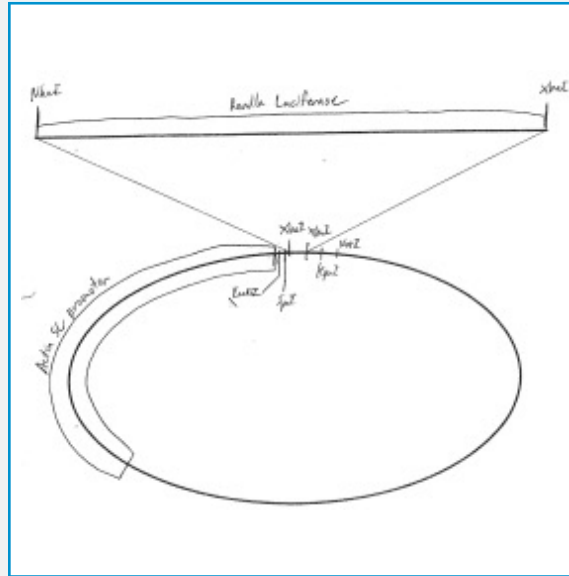
PMID N/A

No Additional Documents Available

Comments & Additional Info

LD29964 digested with Asel. pUAST digest with Bgl II blunt ligation.

Plasmid # 379
Plasmid Name Actin Renilla Luc
Insert Name
Size of Insert (kilo-bases)
Vector Name pACT
Size of Vector 5400
Total Size
Antibiotic res. or selection marker in other species
Antibiotic res. in bacteria Ampicillin
Type of cloning
Restriction enzymes used for cloning
Concentration
Special growth conditions (e.g. E.coli host stain)
Internal/External Internal - NP
Received From Kent Nybakken
Generation Date 8/31/2001
Author Kent Nybakken
Available at Addgene (Link)
Addgene ID



Map Available

<http://genepath.med.harvard.edu/~perrimon/plasmidmaps/p379.pdf>

No Publication PDF Available

Publication

PMID N/A

No Additional Documents Available

Comments & Additional Info

Renilla luciferase excised from pRL-null.

Plasmid # 380

Plasmid Name Actin Gal4

Insert Name

Size of Insert (kilo-bases)

Vector Name pUC

Size of Vector 2686

Total Size

Antibiotic res. or selection marker in other species

Antibiotic res. in bacteria Ampicillin

Type of cloning

Restriction enzymes used for cloning

Concentration

Special growth conditions (e.g. E.coli host stain)

Internal/External Internal - NP

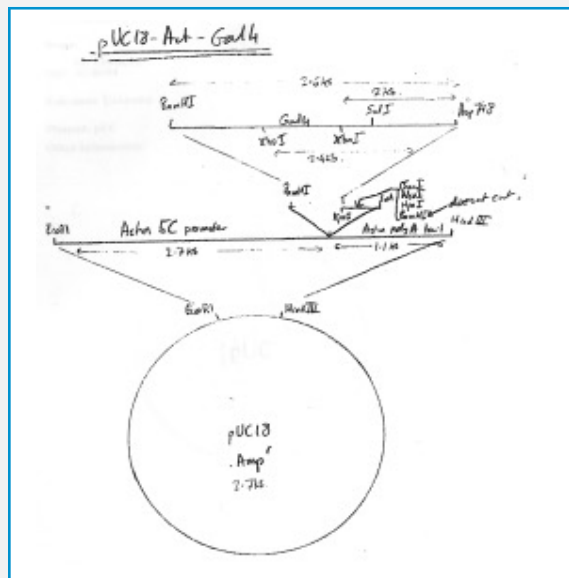
Received From Unknown

Generation Date 10/5/2000

Author Herve Agaisse

Available at Addgene (Link)

Addgene ID



Map Available

<http://genepath.med.harvard.edu/~perrimon/plasmidmaps/p380.pdf>

No Publication PDF Available

Publication

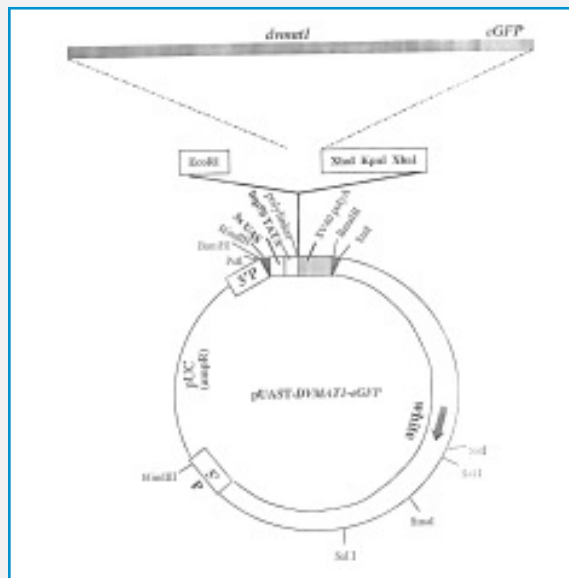
PMID N/A

No Additional Documents Available

Comments & Additional Info

Gal4 inserted into the Actin5c promoter within pUCB. Total size: 9.1kb. Checked and shown to work in S2 cells.

Plasmid # 382
Plasmid Name pUAS-DVMAT1-eGFP
Insert Name
Size of Insert (kilo-bases)
Vector Name pUC
Size of Vector 2686
Total Size
Antibiotic res. or selection marker in other species
Antibiotic res. in bacteria Ampicillin
Type of cloning
Restriction enzymes used for cloning
Concentration
Special growth conditions (e.g. E.coli host stain)
Internal/External Internal - NP
Received From Sheng Zhang
Generation Date 1/30/2004
Author Sheng Zhang
Available at Addgene (Link)
Addgene ID



Map Available

<http://genepath.med.harvard.edu/~perrimon/plasmidmaps/p382.pdf>

No Publication PDF Available

Publication

Unpublished

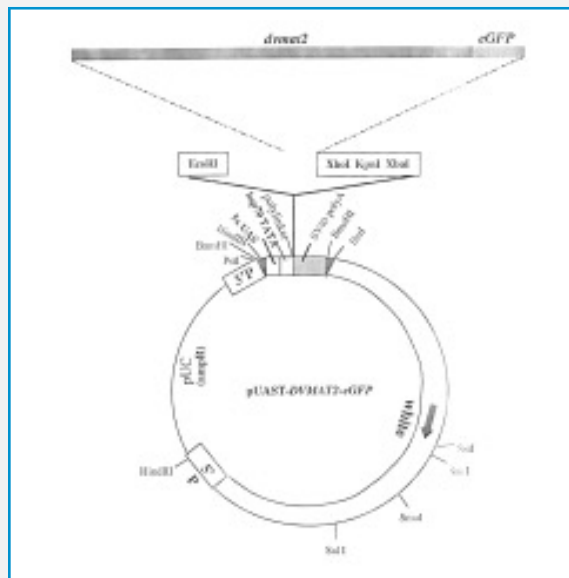
PMID N/A

No Additional Documents Available

Comments & Additional Info

Size: 11,700 bp. Cloned into RI & XhoI sites.

Plasmid # 383
Plasmid Name pUAS-DVMAT2-eGFP
Insert Name
Size of Insert (kilo-bases)
Vector Name pUC
Size of Vector 2686
Total Size
Antibiotic res. or selection marker in other species
Antibiotic res. in bacteria Ampicillin
Type of cloning
Restriction enzymes used for cloning
Concentration
Special growth conditions (e.g. E.coli host stain)
Internal/External Internal - NP
Received From Sheng Zhang
Generation Date 1/30/2004
Author Sheng Zhang
Available at Addgene (Link)
Addgene ID



Map Available

<http://genepath.med.harvard.edu/~perrimon/plasmidmaps/p383.pdf>

No Publication PDF Available

Publication

Unpublished

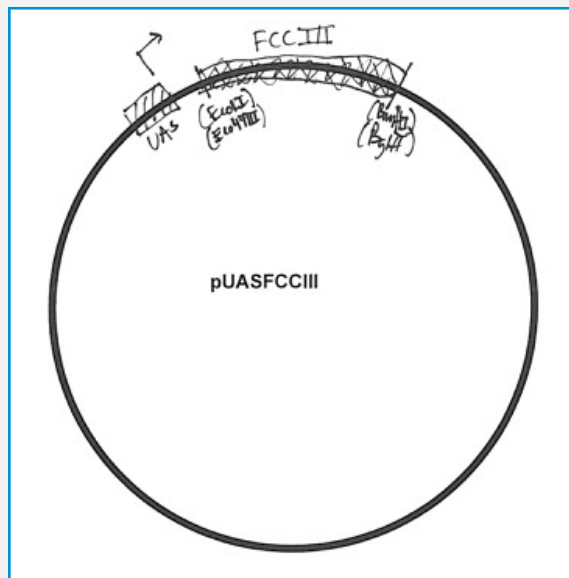
PMID N/A

No Additional Documents Available

Comments & Additional Info

Size: 11,700 bp. Cloned into RI & XhoI sites.

Plasmid # 384
Plasmid Name pUASFCCIII
Insert Name
Size of Insert (kilo-bases)
Vector Name pUAST
Size of Vector 8904
Total Size
Antibiotic res. or selection marker in other species
Antibiotic res. in bacteria Ampicillin
Type of cloning
Restriction enzymes used for cloning
Concentration
Special growth conditions (e.g. E.coli host stain)
Internal/External Internal - NP
Received From Adam Friedman
Generation Date 4/1/2003
Author Adam Friedman
Available at Addgene (Link)
Addgene ID



Map Available


<http://genepath.med.harvard.edu/~perrimon/plasmidmaps/p384.pdf>



Publication

Friedmann et al. A functional RNAi screen for regulators of receptor tyrosine kinase and ERK signalling. *Nature*. 2006 Nov 9;444(7116):230-4.

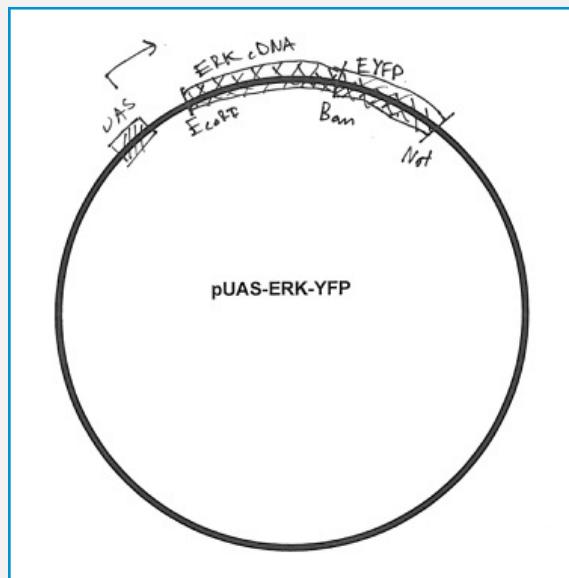
PMID 17086199



Comments & Additional Info

Plasmid size: 10.3kb. FCCIII from Rainer Duden (YFP-CFP FRET control construct, membrane-bound by p23 TM domain) cut with Eco47III/BamHI and inserted into EcoRI-blunted / BglII cut pUAST.1.

Plasmid # 385
Plasmid Name pUAS-ERK-YFP
Insert Name
Size of Insert (kilo-bases)
Vector Name pUAST
Size of Vector 8904
Total Size
Antibiotic res. or selection marker in other species
Antibiotic res. in bacteria Ampicillin
Type of cloning
Restriction enzymes used for cloning
Concentration
Special growth conditions (e.g. E.coli host stain)
Internal/External Internal - NP
Received From Adam Friedman
Generation Date 4/1/2003
Author Adam Friedman
Available at Addgene (Link)
Addgene ID



Map Available


<http://genepath.med.harvard.edu/~perrimon/plasmidmaps/p385.pdf>



Publication

Friedmann et al. A functional RNAi screen for regulators of receptor tyrosine kinase and ERK signalling. *Nature*. 2006 Nov 9;444(7116):230-4.

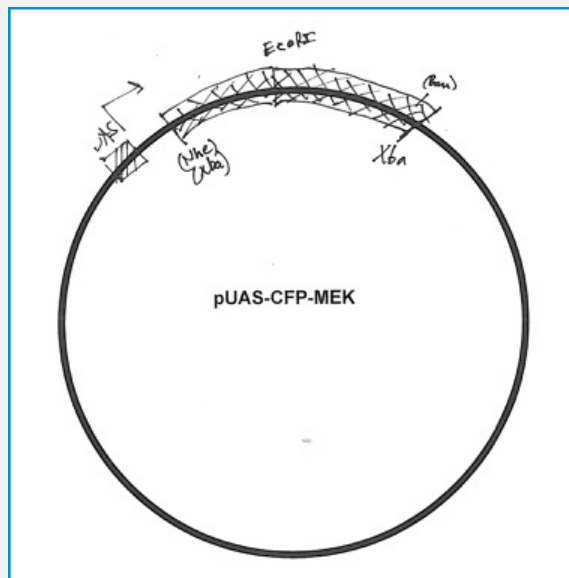
PMID 17086199



Comments & Additional Info

Plasmid size: 10.7kb. cDNA for Rolled (ERK) cut with Eco-Bam, lig with Bam-Not cut Clontech YFPN1 into Eco/Not cut pUAST.

Plasmid # 386
Plasmid Name pUAS-CFP-MEK
Insert Name
Size of Insert (kilo-bases)
Vector Name pUAST
Size of Vector 8904
Total Size
Antibiotic res. or selection marker in other species
Antibiotic res. in bacteria Ampicillin
Type of cloning
Restriction enzymes used for cloning
Concentration
Special growth conditions (e.g. E.coli host stain)
Internal/External Internal - NP
Received From Adam Friedman
Generation Date 4/1/2003
Author Adam Friedman
Available at Addgene (Link)
Addgene ID



Map Available

<http://genepath.med.harvard.edu/~perrimon/plasmidmaps/p386.pdf>



Publication

Friedmann et al. A functional RNAi screen for regulators of receptor tyrosine kinase and ERK signalling. *Nature*. 2006 Nov 9;444(7116):230-4.

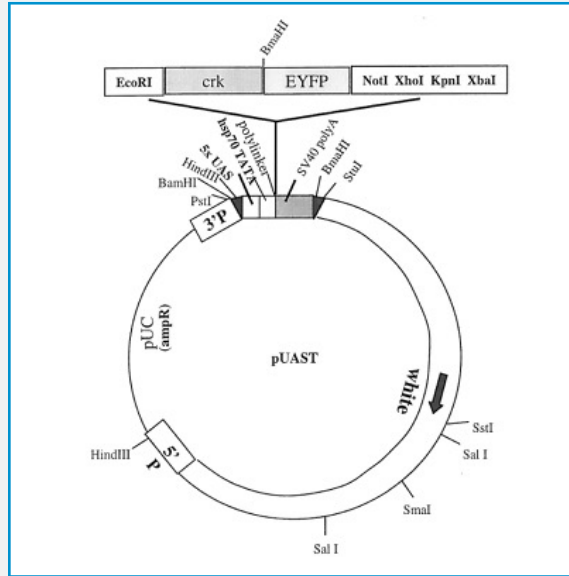
PMID 17086199



Comments & Additional Info

Plasmid size: 10.7 kb. cDNA for MEK cut with Eco-Bam, lig to Eco-Bam Clontech CFPC1, and the resulting plasmid cut with Nhe/Xba and lig into Xba cut pUAST.

Plasmid # 387
Plasmid Name crkEYFP
Insert Name
Size of Insert (kilo-bases)
Vector Name pUAST
Size of Vector 8904
Total Size
Antibiotic res. or selection marker in other species
Antibiotic res. in bacteria Ampicillin
Type of cloning
Restriction enzymes used for cloning
Concentration
Special growth conditions (e.g. E.coli host stain)
Internal/External Internal - NP
Received From Markus Schober
Generation Date 1/30/2004
Author Markus Schober
Available at Addgene (Link)
Addgene ID



Map Available

<http://genepath.med.harvard.edu/~perrimon/plasmidmaps/p387.pdf>

No Publication PDF Available

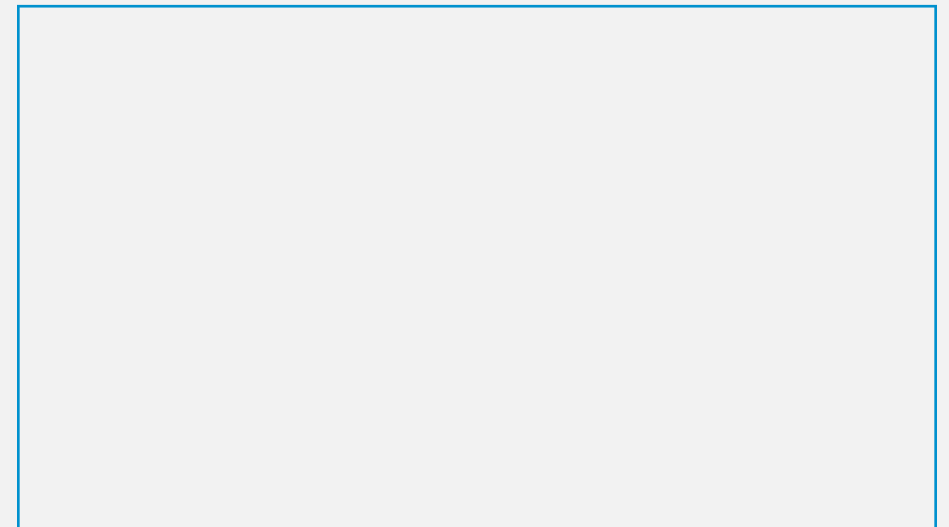
Publication

Unpublished

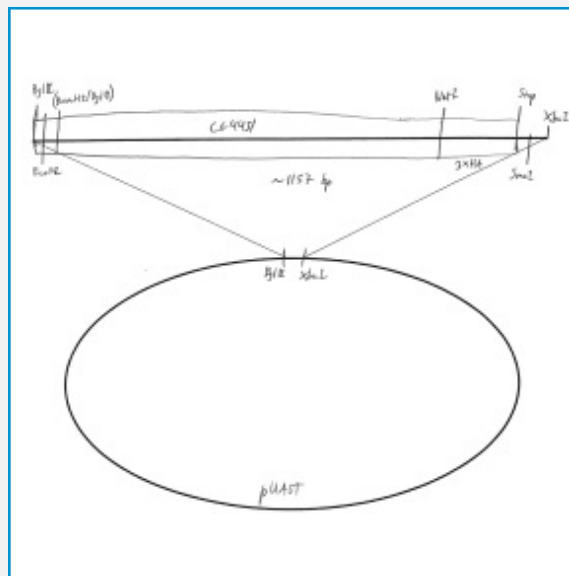
PMID



Comments & Additional Info



Plasmid # 388
Plasmid Name U4451pmut 3HA3
Insert Name
Size of Insert (kilo-bases)
Vector Name pUAST
Size of Vector 8904
Total Size
Antibiotic res. or selection marker in other species
Antibiotic res. in bacteria Ampicillin
Type of cloning
Restriction enzymes used for cloning
Concentration
Special growth conditions (e.g. E.coli host stain)
Internal/External Internal - NP
Received From Kent Nybakken
Generation Date 1/4/2004
Author Kent Nybakken
Available at Addgene (Link)
Addgene ID



Map Available


<http://genepath.med.harvard.edu/~perrimon/plasmidmaps/p388.pdf>



Publication

N/A

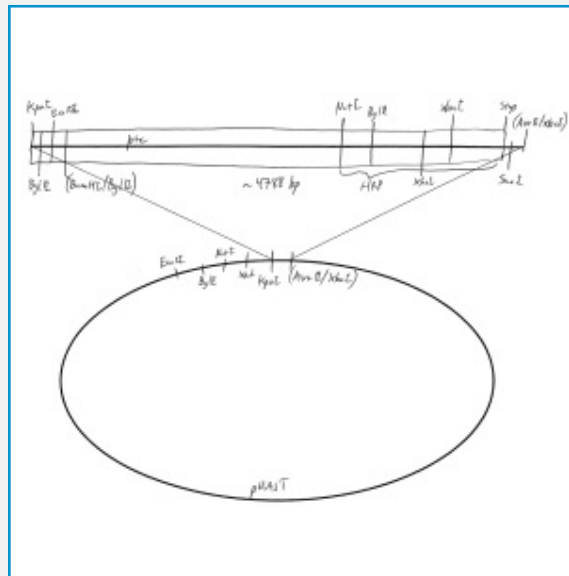
PMID N/A



Comments & Additional Info

Full coding sequence of CG4451 with a P230A mutation ligated to a 3xHA tag and inserted into pUAST.

Plasmid # 389
Plasmid Name Uptc HRP
Insert Name
Size of Insert (kilo-bases)
Vector Name pUAST
Size of Vector 8904
Total Size
Antibiotic res. or selection marker in other species
Antibiotic res. in bacteria Ampicillin
Type of cloning
Restriction enzymes used for cloning
Concentration
Special growth conditions (e.g. E.coli host stain)
Internal/External Internal - NP
Received From Kent Nybakken
Generation Date 1/4/2004
Author Kent Nybakken
Available at Addgene (Link)
Addgene ID



Map Available

<http://genepath.med.harvard.edu/~perrimon/plasmidmaps/p389.pdf>

No Publication PDF Available

Publication

N/A

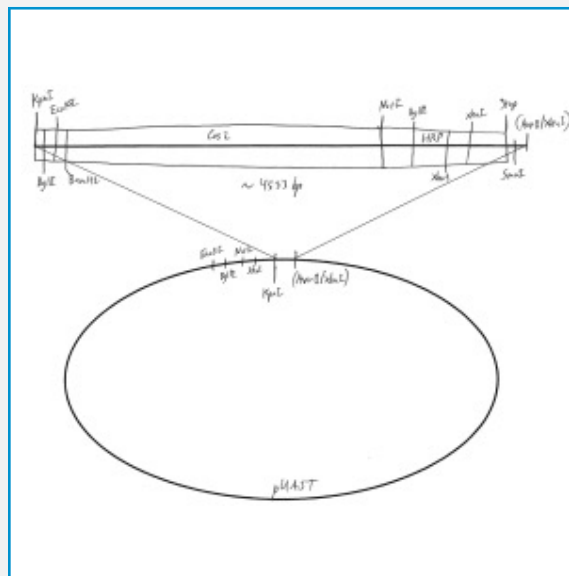
PMID N/A

No Additional Documents Available

Comments & Additional Info

Full length coding sequence of ptc with Bgl II & NotI sites mutated away, PCR'd from ptc cDNA and ligated to HRP, then inserted into UAST.

Plasmid # 390
Plasmid Name Ucos 3HRP
Insert Name
Size of Insert (kilo-bases)
Vector Name pUAST
Size of Vector 8904
Total Size
Antibiotic res. or selection marker in other species
Antibiotic res. in bacteria Ampicillin
Type of cloning
Restriction enzymes used for cloning
Concentration
Special growth conditions (e.g. E.coli host stain)
Internal/External Internal - NP
Received From Kent Nybakken
Generation Date 1/4/2004
Author Kent Nybakken
Available at Addgene (Link)
Addgene ID



Map Available

<http://genepath.med.harvard.edu/~perrimon/plasmidmaps/p390.pdf>

No Publication PDF Available

Publication

N/A

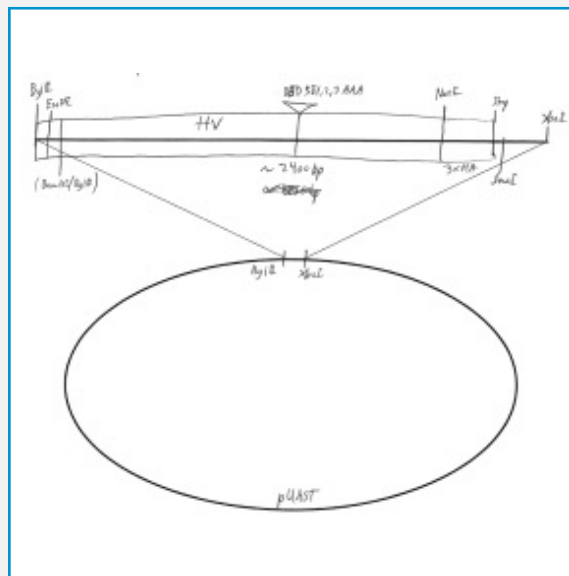
PMID N/A

No Additional Documents Available

Comments & Additional Info

Full coding sequence of Cos2, minus the stop codon, ligated to HRP, then inserted in UAST.

Plasmid # 391
Plasmid Name Uttv DN 3HA3
Insert Name
Size of Insert (kilo-bases)
Vector Name pUAST
Size of Vector 8904
Total Size
Antibiotic res. or selection marker in other species
Antibiotic res. in bacteria Ampicillin
Type of cloning
Restriction enzymes used for cloning
Concentration
Special growth conditions (e.g. E.coli host stain)
Internal/External Internal - NP
Received From Kent Nybakken
Generation Date 1/4/2004
Author Kent Nybakken
Available at Addgene (Link)
Addgene ID



Map Available


<http://genepath.med.harvard.edu/~perrimon/plasmidmaps/p391.pdf>



Publication

N/A

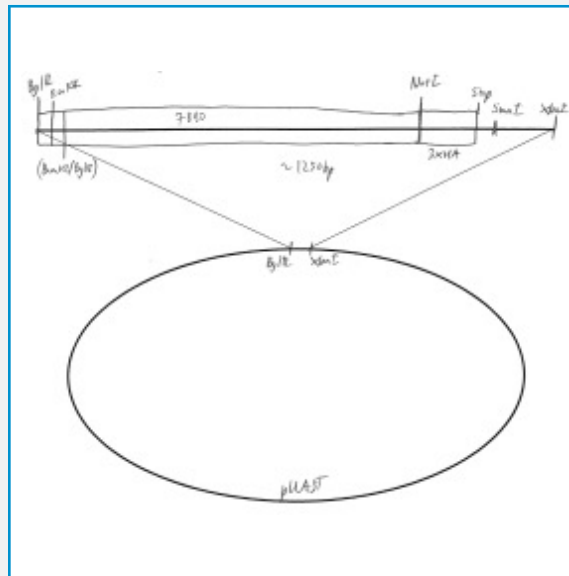
PMID N/A



Comments & Additional Info

Entire coding sequence of ttv, minus stop codon, PCR'd from clone. DED 501, 502, 583 AAA mutant inserted into PCR'd ttv fragment. 3xHA tag attached to end, and entire construct placed in pUAST.

Plasmid # 392
Plasmid Name U7890 3HA3
Insert Name
Size of Insert (kilo-bases)
Vector Name pUAST
Size of Vector 8904
Total Size
Antibiotic res. or selection marker in other species
Antibiotic res. in bacteria Ampicillin
Type of cloning
Restriction enzymes used for cloning
Concentration
Special growth conditions (e.g. E.coli host stain)
Internal/External Internal - NP
Received From Kent Nybakken
Generation Date 1/4/2004
Author Kent Nybakken
Available at Addgene (Link)
Addgene ID



Map Available

<http://genepath.med.harvard.edu/~perrimon/plasmidmaps/p392.pdf>



Publication

N/A

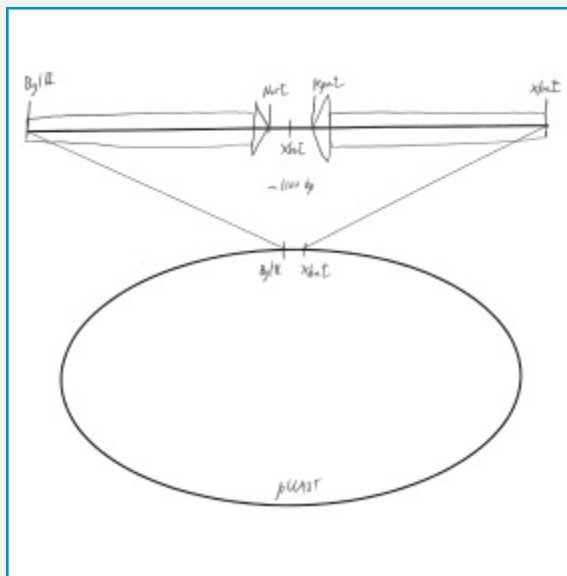
PMID N/A



Comments & Additional Info

Entire coding sequence of CG7890, minus stop codon, PCR'd from Research Genetics BDGP clone, followed by a triple HA tag in-frame and then a stop codon.

Plasmid # 393
Plasmid Name Usb mnb
Insert Name
Size of Insert (kilo-bases)
Vector Name pUAST
Size of Vector 8904
Total Size
Antibiotic res. or selection marker in other species
Antibiotic res. in bacteria Ampicillin
Type of cloning
Restriction enzymes used for cloning
Concentration
Special growth conditions (e.g. E.coli host stain)
Internal/External Internal - NP
Received From Kent Nybakken
Generation Date 1/4/2004
Author Kent Nybakken
Available at Addgene (Link)
Addgene ID



Map Available


<http://genepath.med.harvard.edu/~perrimon/plasmidmaps/p393.pdf>



Publication

N/A

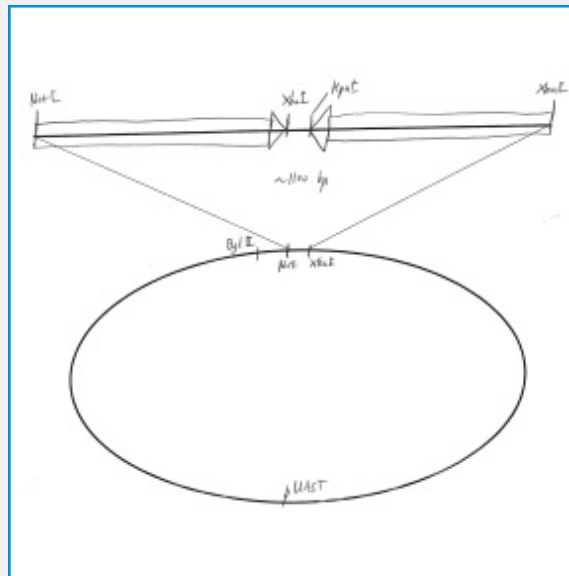
PMID N/A



Comments & Additional Info

Coding base pairs 1 to 650 of mnb clone arranged in hairpin fashion, both fragments PCR'd from mnb clone.

Plasmid # 394
Plasmid Name Usb DEXT3
Insert Name
Size of Insert (kilo-bases)
Vector Name pUAST
Size of Vector 8904
Total Size
Antibiotic res. or selection marker in other species
Antibiotic res. in bacteria Ampicillin
Type of cloning
Restriction enzymes used for cloning
Concentration
Special growth conditions (e.g. E.coli host stain)
Internal/External Internal - NP
Received From Kent Nybakken
Generation Date 1/4/2004
Author Kent Nybakken
Available at Addgene (Link)
Addgene ID



Map Available

<http://genepath.med.harvard.edu/~perrimon/plasmidmaps/p394.pdf>



Publication

N/A

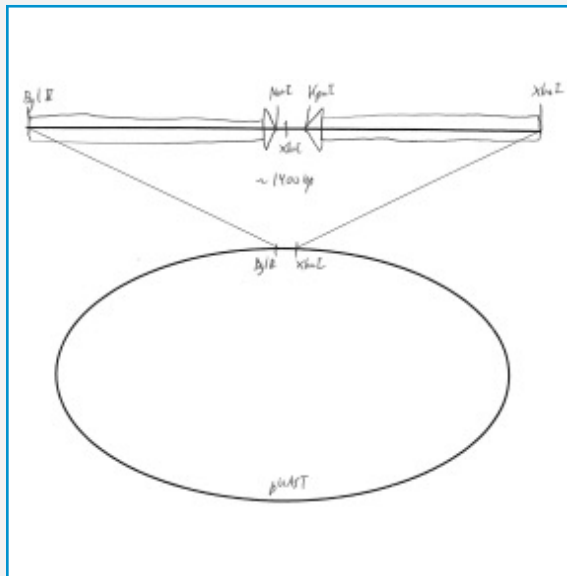
PMID N/A



Comments & Additional Info

Coding base pairs 1 to 500 of DGC DEX3 clone arranged in hairpin fashion, both fragments PCR'd from DGC clone.

Plasmid # 395
Plasmid Name Usb ptc
Insert Name
Size of Insert (kilo-bases)
Vector Name pUAST
Size of Vector 8904
Total Size
Antibiotic res. or selection marker in other species
Antibiotic res. in bacteria Ampicillin
Type of cloning
Restriction enzymes used for cloning
Concentration
Special growth conditions (e.g. E.coli host stain)
Internal/External Internal - NP
Received From Kent Nybakken
Generation Date 1/4/2004
Author Kent Nybakken
Available at Addgene (Link)
Addgene ID



Map Available

<http://genepath.med.harvard.edu/~perrimon/plasmidmaps/p395.pdf>



Publication

N/A

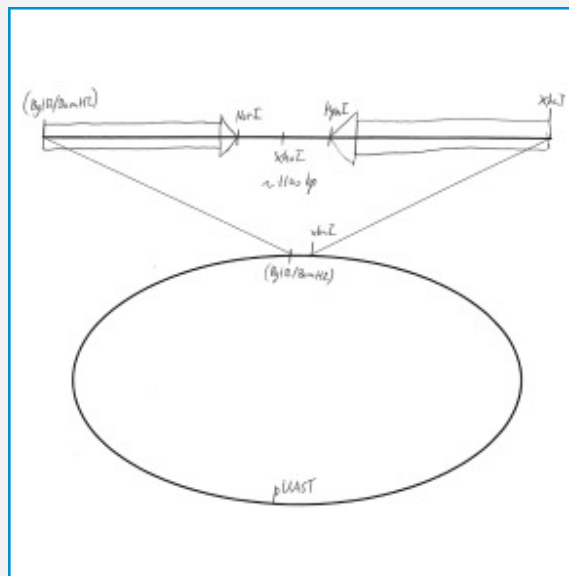
PMID N/A



Comments & Additional Info

Coding base pairs 1 to 650 of ptc clone arranged in hairpin fashion, both fragments PCR'd from ptc clone.

Plasmid # 396
Plasmid Name Usb DEXT2
Insert Name
Size of Insert (kilo-bases)
Vector Name pUAST
Size of Vector 8904
Total Size
Antibiotic res. or selection marker in other species
Antibiotic res. in bacteria Ampicillin
Type of cloning
Restriction enzymes used for cloning
Concentration
Special growth conditions (e.g. E.coli host stain)
Internal/External Internal - NP
Received From Kent Nybakken
Generation Date 1/4/2004
Author Kent Nybakken
Available at Addgene (Link)
Addgene ID



Map Available

<http://genepath.med.harvard.edu/~perrimon/plasmidmaps/p396.pdf>

No Publication PDF Available

Publication

N/A

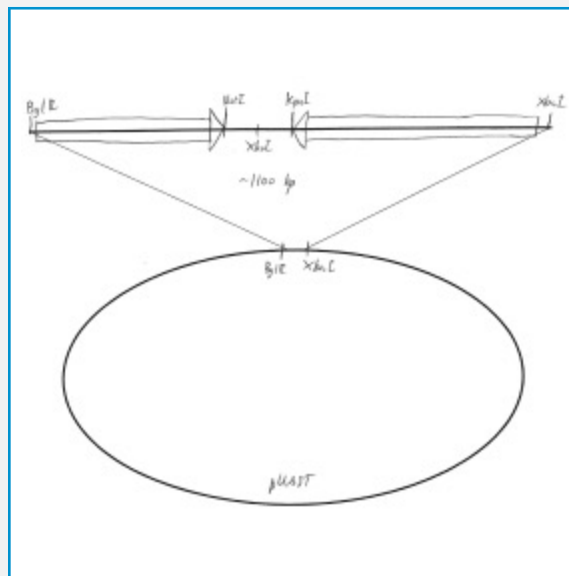
PMID N/A

No Additional Documents Available

Comments & Additional Info

Coding base pairs 1 to 500 of DGC DEX2 clone arranged in hairpin fashion, both fragments PCR'd from DGC clone.

Plasmid # 397
Plasmid Name U**s**b7890
Insert Name
Size of Insert (kilo-bases)
Vector Name pUAST
Size of Vector 8904
Total Size
Antibiotic res. or selection marker in other species
Antibiotic res. in bacteria Ampicillin
Type of cloning
Restriction enzymes used for cloning
Concentration
Special growth conditions (e.g. E.coli host stain)
Internal/External Internal - NP
Received From Kent Nybakken
Generation Date 1/4/2004
Author Kent Nybakken
Available at Addgene (Link)
Addgene ID



Map Available

<http://genepath.med.harvard.edu/~perrimon/plasmidmaps/p397.pdf>

No Publication PDF Available

Publication

N/A

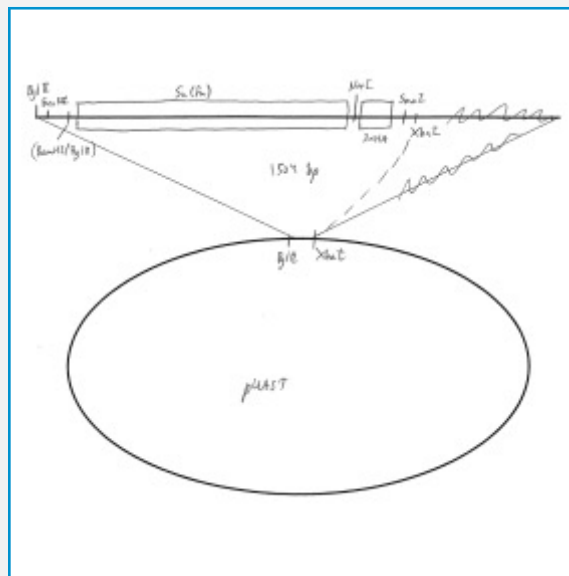
PMID N/A

No Additional Documents Available

Comments & Additional Info

1 to 500 bp of coding sequence of CG7890 arranged in hairpin, both fragments PCR'd from cDNA.

Plasmid # 398
Plasmid Name USF 3HA3
Insert Name
Size of Insert (kilo-bases)
Vector Name pUAST
Size of Vector 8904
Total Size
Antibiotic res. or selection marker in other species
Antibiotic res. in bacteria Ampicillin
Type of cloning
Restriction enzymes used for cloning
Concentration
Special growth conditions (e.g. E.coli host stain)
Internal/External Internal - NP
Received From Kent Nybakken
Generation Date 1/4/2004
Author Kent Nybakken
Available at Addgene (Link)
Addgene ID



Map Available

<http://genepath.med.harvard.edu/~perrimon/plasmidmaps/p398.pdf>

No Publication PDF Available

Publication

N/A

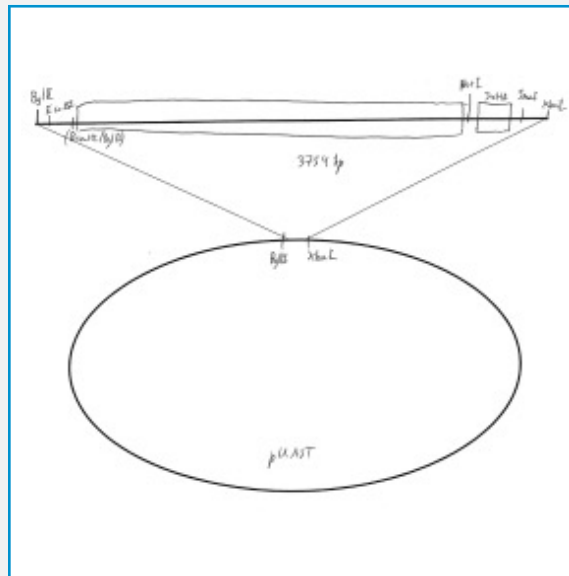
PMID N/A

No Additional Documents Available

Comments & Additional Info

Su(fu) codons only, PCR'd from Df(1)w genomic DNA with in-frame triple HA tag.

Plasmid # 399
Plasmid Name Udisp 3HA3
Insert Name
Size of Insert (kilo-bases)
Vector Name pUAST
Size of Vector 8904
Total Size
Antibiotic res. or selection marker in other species
Antibiotic res. in bacteria Ampicillin
Type of cloning
Restriction enzymes used for cloning
Concentration
Special growth conditions (e.g. E.coli host stain)
Internal/External Internal - NP
Received From Kent Nybakken
Generation Date 1/4/2004
Author Kent Nybakken
Available at Addgene (Link)
Addgene ID



Map Available

<http://genepath.med.harvard.edu/~perrimon/plasmidmaps/p399.pdf>



Publication

N/A

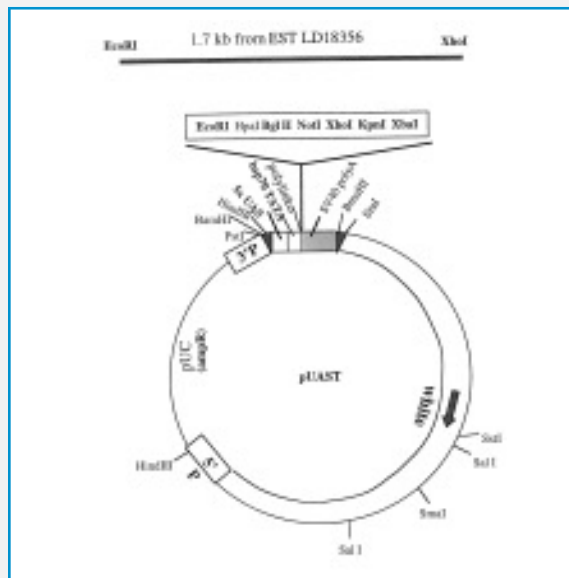
PMID N/A



Comments & Additional Info

disp, codons only, PCR'd from cDNA supplied by Konrad Basler, internal BglII site mutated with in-frame triple HA tag

Plasmid # 400
Plasmid Name UAS Kenny
Insert Name
Size of Insert (kilo-bases)
Vector Name pUAST
Size of Vector 8904
Total Size
Antibiotic res. or selection marker in other species
Antibiotic res. in bacteria Ampicillin
Type of cloning
Restriction enzymes used for cloning
Concentration
Special growth conditions (e.g. E.coli host stain)
Internal/External Internal - NP
Received From Herve Agaisse
Generation Date 12/18/2001
Author Herve Agaisse
Available at Addgene (Link)
Addgene ID



Map Available

<http://genepath.med.harvard.edu/~perrimon/plasmidmaps/p400.pdf>

No Publication PDF Available

Publication

N/A

PMID N/A

No Additional Documents Available

Comments & Additional Info

Size: 7800+1700

Plasmid # 401

Plasmid Name KpnI EN1

Insert Name

Size of Insert (kilo-bases)

Vector Name

Size of Vector

Total Size

Antibiotic res. or selection marker in other species

Antibiotic res. in bacteria

Type of cloning

Restriction enzymes used for cloning

Concentration

Special growth conditions (e.g. E.coli host stain)

Internal/External Internal - NP

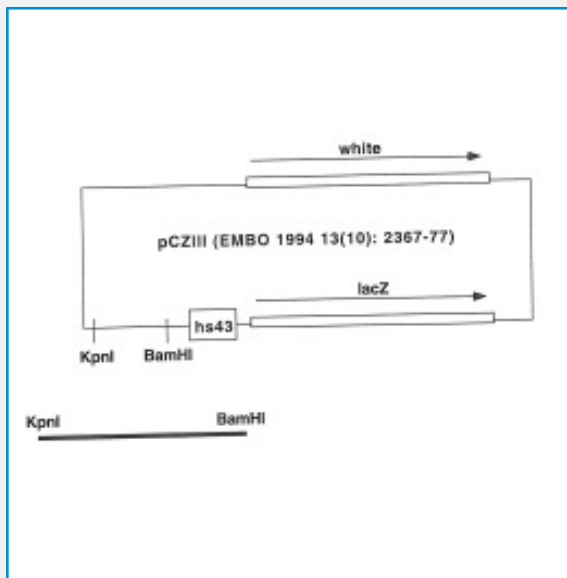
Received From Herve Agaisse

Generation Date 12/18/2001

Author Herve Agaisse

Available at Addgene (Link)

Addgene ID



Map Available

<http://genepath.med.harvard.edu/~perrimon/plasmidmaps/p401.pdf>



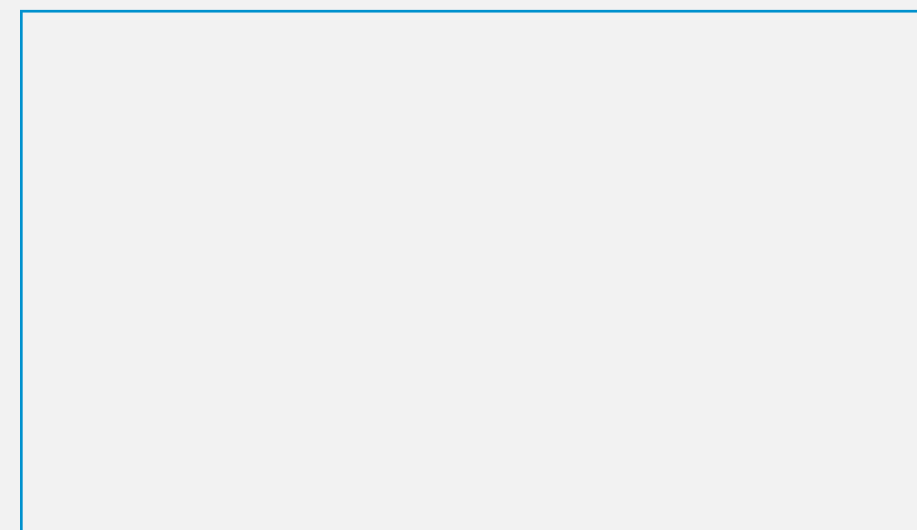
Publication

N/A

PMID N/A



Comments & Additional Info



Plasmid # 402

Plasmid Name KpnI EN2

Insert Name

Size of Insert (kilo-bases)

Vector Name

Size of Vector

Total Size

Antibiotic res. or selection marker in other species

Antibiotic res. in bacteria

Type of cloning

Restriction enzymes used for cloning

Concentration

Special growth conditions (e.g. E.coli host stain)

Internal/External Internal - NP

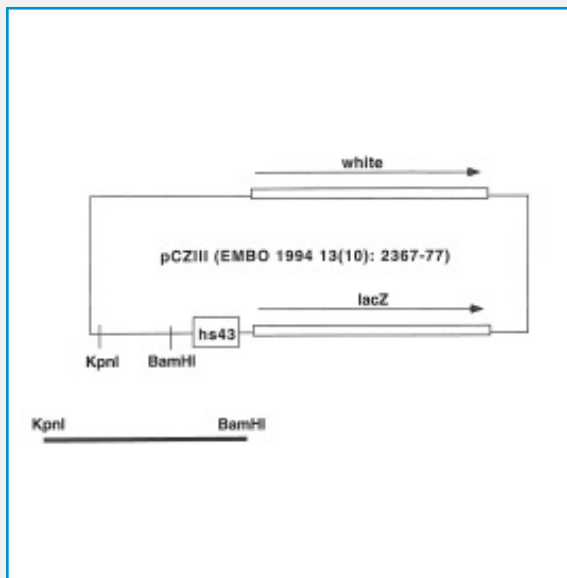
Received From Herve Agaisse

Generation Date 12/18/2001

Author Herve Agaisse

Available at Addgene (Link)

Addgene ID



Map Available

<http://genepath.med.harvard.edu/~perrimon/plasmidmaps/p402.pdf>



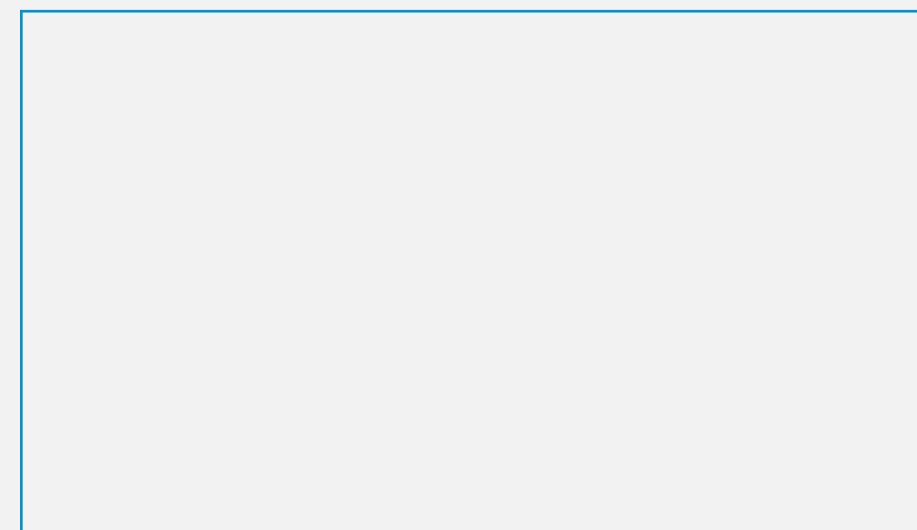
Publication

N/A

PMID N/A



Comments & Additional Info



Plasmid # 403

Plasmid Name pUAST-dParkin-cMyc

Insert Name

Size of Insert (kilo-bases)

Vector Name pUAST

Size of Vector 8904

Total Size

Antibiotic res. or selection marker in other species

Antibiotic res. in bacteria Ampicillin

Type of cloning

Restriction enzymes used for cloning

Concentration

Special growth conditions (e.g. E.coli host stain)

Internal/External Internal - NP

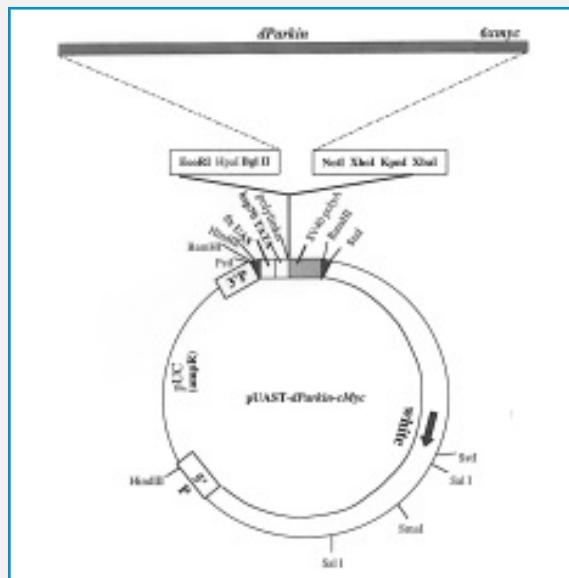
Received From Sheng Zhang

Generation Date 1/1/2002

Author Sheng Zhang

Available at Addgene (Link)

Addgene ID



Map Available

<http://genepath.med.harvard.edu/~perrimon/plasmidmaps/p403.pdf>

No Publication PDF Available

Publication

Unpublished

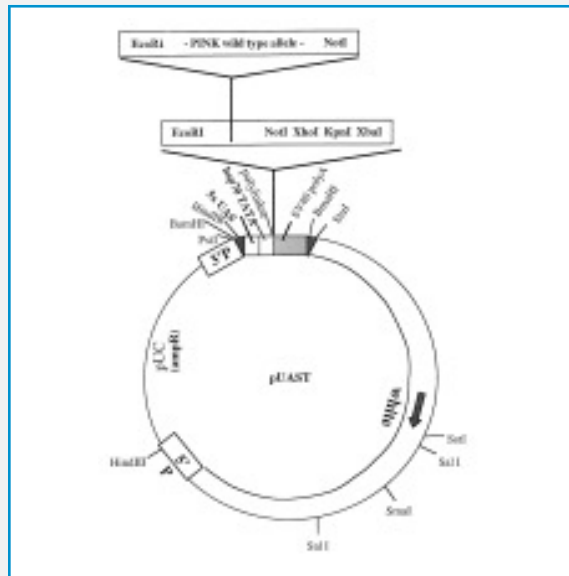
PMID N/A

No Additional Documents Available

Comments & Additional Info

Size: 10,860bp. Cloned into Bgl II & NotI sites.

Plasmid # 404
Plasmid Name pUAST-pinkwt
Insert Name
Size of Insert (kilo-bases) 3
Vector Name pUAST
Size of Vector 8904
Total Size
Antibiotic res. or selection marker in other species
Antibiotic res. in bacteria Ampicillin
Type of cloning
Restriction enzymes used for cloning
Concentration
Special growth conditions (e.g. E.coli host stain)
Internal/External Internal - NP
Received From Sara Cherry
Generation Date 1/1/2002
Author Sara Cherry
Available at Addgene (Link)
Addgene ID



Map Available

<http://genepath.med.harvard.edu/~perrimon/plasmidmaps/p404.pdf>

No Publication PDF Available

Publication

Unpublished

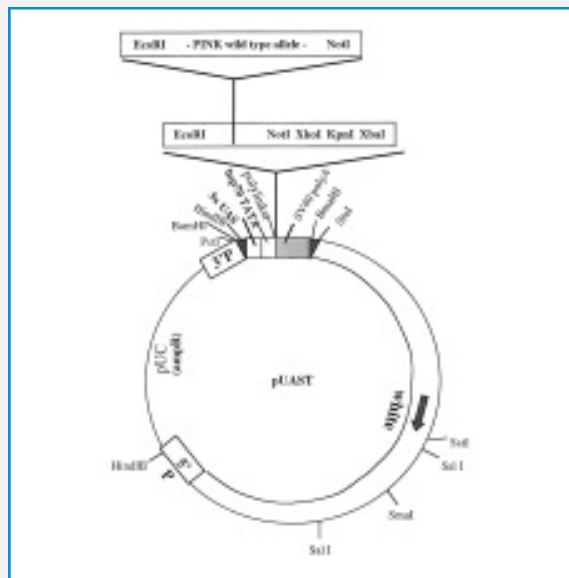
PMID N/A

No Additional Documents Available

Comments & Additional Info

PCR from genomic DNA of OreR encompassing CG9770 ORF

Plasmid # 405
Plasmid Name pUAST-pink1
Insert Name
Size of Insert (kilo-bases) 3
Vector Name pUAST
Size of Vector 8904
Total Size
Antibiotic res. or selection marker in other species
Antibiotic res. in bacteria Ampicillin
Type of cloning
Restriction enzymes used for cloning
Concentration
Special growth conditions (e.g. E.coli host stain)
Internal/External Internal - NP
Received From Sara Cherry
Generation Date 1/1/2002
Author Sara Cherry
Available at Addgene (Link)
Addgene ID



Map Available

<http://genepath.med.harvard.edu/~perrimon/plasmidmaps/p405.pdf>

No Publication PDF Available

Publication

Unpublished

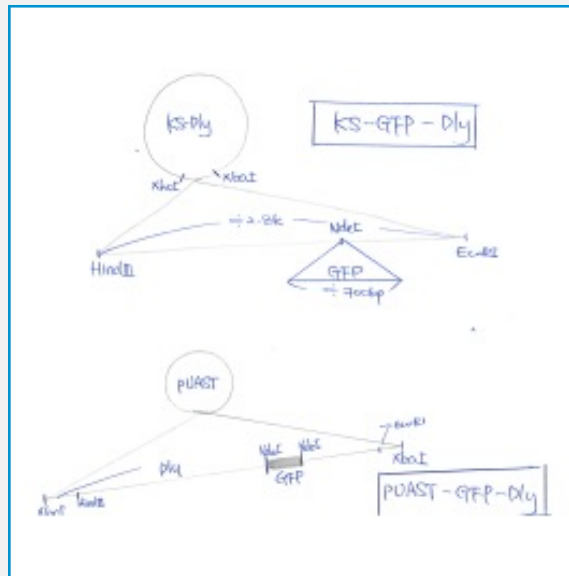
PMID N/A

No Additional Documents Available

Comments & Additional Info

PCR from genomic DNA of pink 1 encompassing CG9770 ORF

Plasmid # 406
Plasmid Name pUAST-GFP-Dly
Insert Name
Size of Insert (kilo-bases)
Vector Name pUAST
Size of Vector 8904
Total Size
Antibiotic res. or selection marker in other species
Antibiotic res. in bacteria Ampicillin
Type of cloning
Restriction enzymes used for cloning
Concentration
Special growth conditions (e.g. E.coli host stain)
Internal/External Internal - NP
Received From Gyeong-Hun Baeg
Generation Date 11/26/2001
Author Gyeong-Hun Baeg
Available at Addgene (Link)
Addgene ID



Map Available

<http://genepath.med.harvard.edu/~perrimon/plasmidmaps/p406.pdf>




Publication

Baeg et al. Heparan sulfate proteoglycans are critical for the organization of the extracellular distribution of Wntless. *Development*. 2001 Jan;128(1):87-94.

PMID 11092814



Comments & Additional Info



Plasmid # 407

Plasmid Name pUAST-CK1

Insert Name

Size of Insert (kilo-bases)

Vector Name pUAST

Size of Vector 8904

Total Size

Antibiotic res. or selection marker in other species

Antibiotic res. in bacteria Ampicillin

Type of cloning

Restriction enzymes used for cloning

Concentration

Special growth conditions (e.g. E.coli host stain)

Internal/External Internal - NP

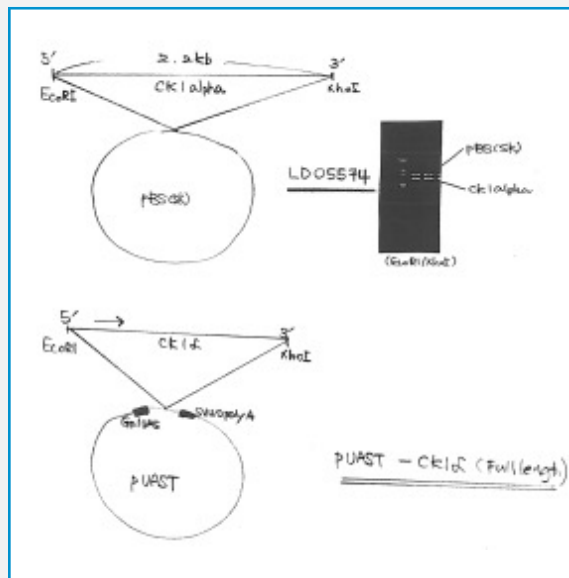
Received From Gyeong-Hun Baeg

Generation Date 11/26/2001

Author Gyeong-Hun Baeg

Available at Addgene (Link)

Addgene ID



Map Available

<http://genepath.med.harvard.edu/~perrimon/plasmidmaps/p407.pdf>

Publication

Baeg et al. Heparan sulfate proteoglycans are critical for the organization of the extracellular distribution of Wntless. Development. 2001 Jan;128(1):87-94.

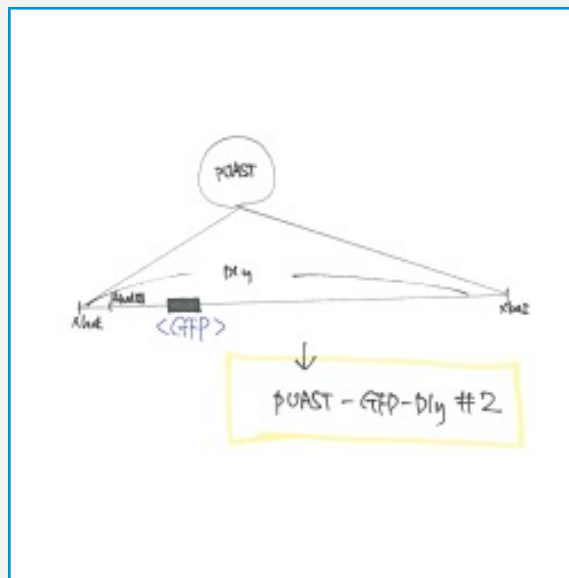
PMID 11092814

Comments & Additional Info

(X chrom. 11B14) 2.2kb full length CKI-alpha cDNA was digested with EcoRI and XhoI and inserted at EcoRI and XhoI sites of pUAST vector.

No Additional Documents
Available

Plasmid # 408
Plasmid Name pUAST-GFP-Dly #2
Insert Name
Size of Insert (kilo-bases)
Vector Name pUAST
Size of Vector 8904
Total Size
Antibiotic res. or selection marker in other species
Antibiotic res. in bacteria Ampicillin
Type of cloning
Restriction enzymes used for cloning
Concentration
Special growth conditions (e.g. E.coli host stain)
Internal/External Internal - NP
Received From Gyeong-Hun Baeg
Generation Date 11/26/2001
Author Gyeong-Hun Baeg
Available at Addgene (Link)
Addgene ID



Map Available

<http://genepath.med.harvard.edu/~perrimon/plasmidmaps/p408.pdf>

Publication

Baeg et al. Heparan sulfate proteoglycans are critical for the organization of the extracellular distribution of Wntless. *Development*. 2001 Jan;128(1):87-94.

PMID 11092814

Comments & Additional Info

Plasmid # 409

Plasmid Name pUAST N-TAP

Insert Name

Size of Insert (kilo-bases)

Vector Name pUAST

Size of Vector 8904

Total Size

Antibiotic res. or selection marker in other species

Antibiotic res. in bacteria Ampicillin

Type of cloning

Restriction enzymes used for cloning

Concentration

Special growth conditions (e.g. E.coli host stain)

Internal/External External


Received From Alexey Veraksa

Generation Date 4/1/2004

Author Ram

Available at Addgene (Link)

Addgene ID



Map Available

No Publication PDF Available

Publication

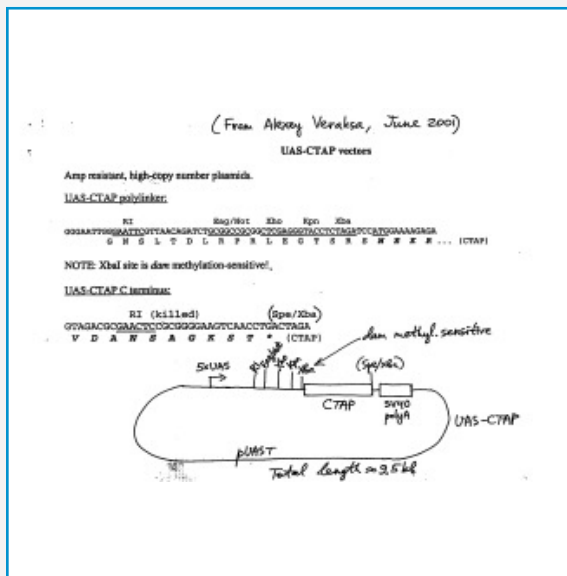
N/A

PMID N/A

No Additional Documents Available

Comments & Additional Info

Plasmid # 410
Plasmid Name pUAST C-TAP
Insert Name
Size of Insert (kilo-bases)
Vector Name pUAST
Size of Vector 8904
Total Size
Antibiotic res. or selection marker in other species
Antibiotic res. in bacteria Ampicillin
Type of cloning
Restriction enzymes used for cloning
Concentration
Special growth conditions (e.g. E.coli host stain)
Internal/External External
Received From Alexey Veraksa
Generation Date 4/1/2004
Author Ram
Available at Addgene (Link)
Addgene ID



Map Available

No Publication PDF Available

Publication

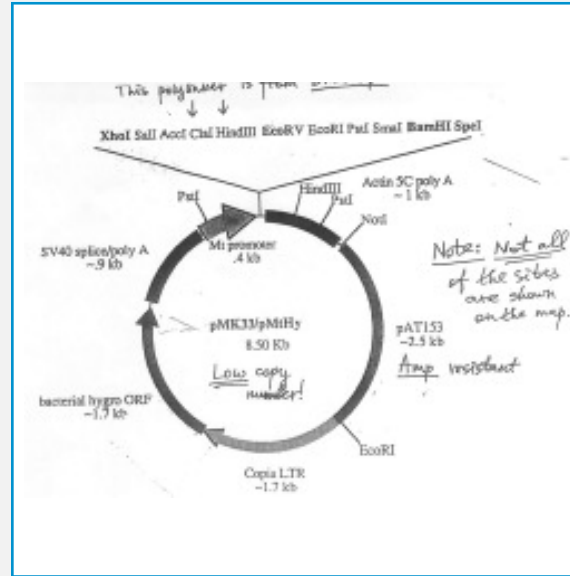
N/A

PMID N/A


No Additional Documents Available

Comments & Additional Info

Plasmid #	411
Plasmid Name	pMK33
Insert Name	
Size of Insert (kilo-bases)	8.5
Vector Name	pMK33
Size of Vector	4100
Total Size	
Antibiotic res. or selection marker in other species	
Antibiotic res. in bacteria	Ampicillin
Type of cloning	
Restriction enzymes used for cloning	
Concentration	
Special growth conditions (e.g. E.coli host stain)	
Internal/External	External
Received From	Michael Koelle
Generation Date	4/1/2004
Author	Ram
Available at Addgene (Link)	
Addgene ID	




Map Available



Publication

See comments / additional PDF

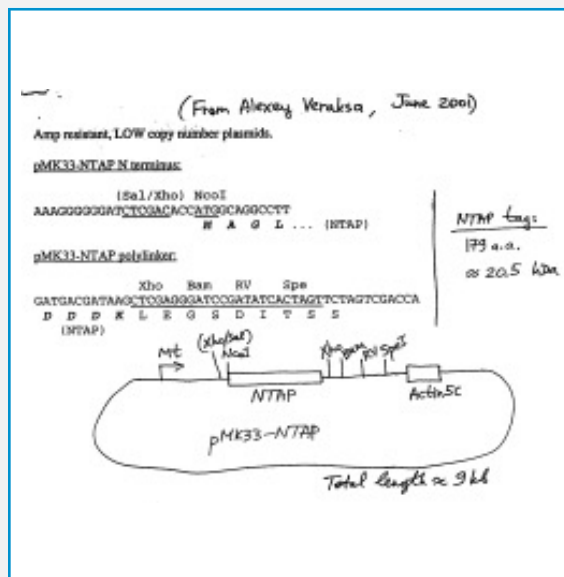
PMID N/A



Comments & Additional Info

This expression vector is designed to express proteins under the control of the Drosophila metallothionein (Mt) promoter, and also carries a hygromycin resistance gene, allowing selection of stable cell lines carrying the plasmid. pMt/Hyl, a precursor of pMt/Hy, was first constructed by inserting the EcoRI-NotI fragment of pHSX-MT (Kaufman et al. Cell 59:359-371, 1989), containing the Drosophila Mt promoter, into BamHI-, NotI-cleaved pcophyg (Rio et al., Cell 44:21-32, 1986), filling in the EcoRI and BamHI ends. The 3' end of the Actin 5C gene was then inserted into pMt/Hyl in two steps. The Sall fragment of the pPac (Krasnow et al., Cell 57:1031-1043, 1989) containing the actin 5C 3' end, was first cloned into the Bluescript+KS (Stratagene) XbaI site, filling in the ends. The XhoI-NotI fragment of the resulting plasmid was then inserted into XhoI-, NotI-cleaved pMt/Hyl, to create pMt/Hy. XhoI, EcoRV, Bam HI, and SpeI are unique; ClaI, Sall, EcoRI, PstI, and HindIII are not unique. Vector is cut by: NdeI, SacII, BBvCI.

Plasmid # 412
Plasmid Name pMK33 N-TAP
Insert Name
Size of Insert (kilo-bases)
Vector Name pMK33
Size of Vector 4100
Total Size
Antibiotic res. or selection marker in other species
Antibiotic res. in bacteria Ampicillin
Type of cloning
Restriction enzymes used for cloning
Concentration
Special growth conditions (e.g. E.coli host stain)
Internal/External External
Received From Alexey Veraksa
Generation Date 4/1/2004
Author Ram
Available at Addgene (Link)
Addgene ID



Map Available

No Publication PDF Available

Publication

N/A

PMID N/A

No Additional Documents Available

Comments & Additional Info

Plasmid # 413

Plasmid Name pMK33 C-TAP

Insert Name

Size of Insert (kilo-bases)

Vector Name pMK33

Size of Vector 4100

Total Size

Antibiotic res. or selection marker in other species

Antibiotic res. in bacteria Ampicillin

Type of cloning

Restriction enzymes used for cloning

Concentration

Special growth conditions (e.g. E.coli host stain)

Internal/External External

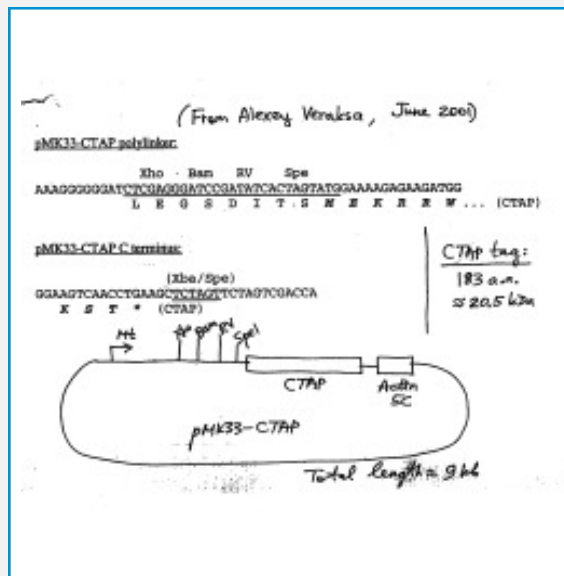
Received From Alexey Veraksa

Generation Date 4/1/2004

Author Ram

Available at Addgene (Link)

Addgene ID



Map Available

No Publication PDF Available

Publication

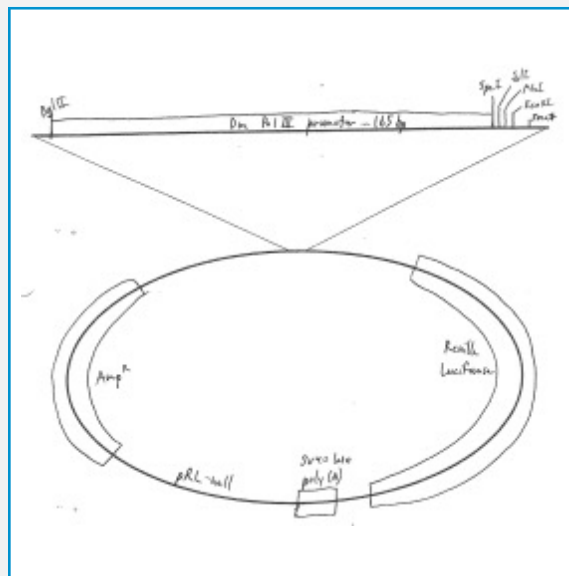
N/A

PMID N/A

No Additional Documents Available


Comments & Additional Info

Plasmid # 414
Plasmid Name RL-Pol III
Insert Name
Size of Insert (kilo-bases)
Vector Name pRL-null
Size of Vector 3320
Total Size
Antibiotic res. or selection marker in other species
Antibiotic res. in bacteria Ampicillin
Type of cloning
Restriction enzymes used for cloning
Concentration
Special growth conditions (e.g. E.coli host stain)
Internal/External Internal - NP
Received From Kent Nybakken
Generation Date 4/1/2004
Author Kent Nybakken
Available at Addgene (Link) <https://www.addgene.org/37380/>
Addgene ID 37380



Map Available

<http://genepath.med.harvard.edu/~perrimon/plasmidmaps/p414.pdf>



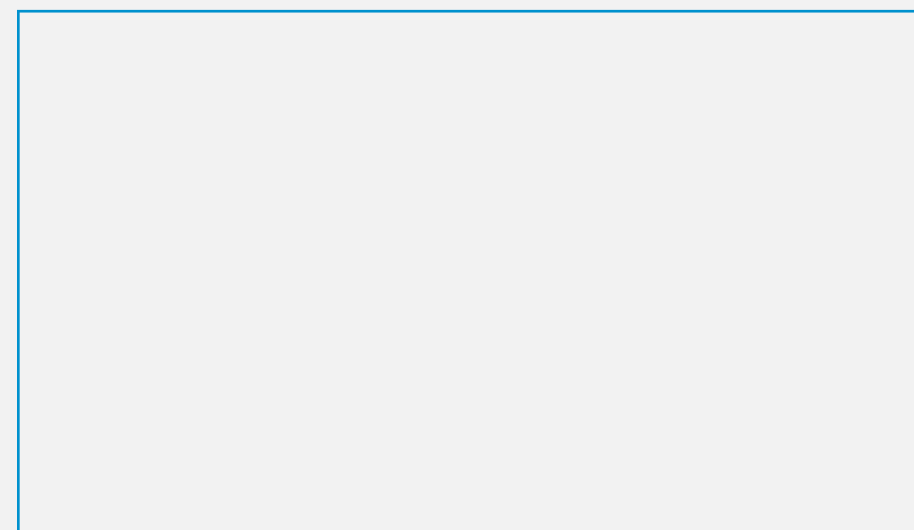
Publication

Nybakken et al. A genome-wide RNA interference screen in *Drosophila melanogaster* cells for new components of the Hh signaling pathway. *Nat Genet.* 2005 Dec;37(12):1323-32.

PMID 16311596



Comments & Additional Info



Plasmid # 416

Plasmid Name UAS hh

Insert Name

Size of Insert (kilo-bases)

Vector Name pUAST

Size of Vector 8904

Total Size

Antibiotic res. or selection marker in other species

Antibiotic res. in bacteria Ampicillin

Type of cloning

Restriction enzymes used for cloning

Concentration

Special growth conditions (e.g. E.coli host stain)

Internal/External Internal - NP

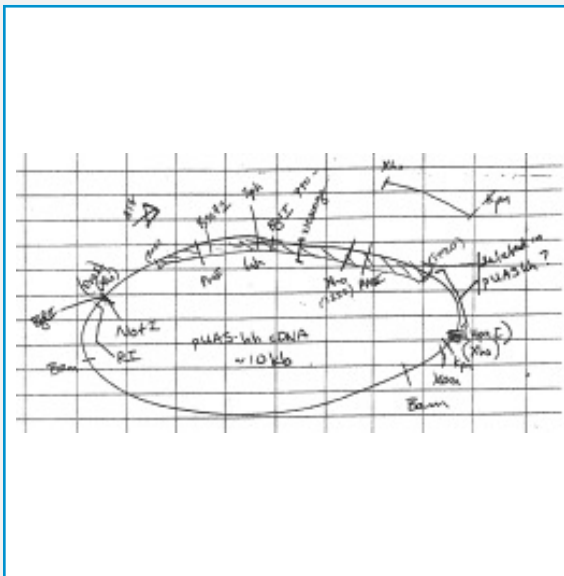
Received From Kent Nybakken

Generation Date 1/1/2005

Author Kent Nybakken

Available at Addgene (Link)

Addgene ID



Map Available


<http://genepath.med.harvard.edu/~perrimon/plasmidmaps/p416.pdf>

No Publication PDF Available

Publication

N/A

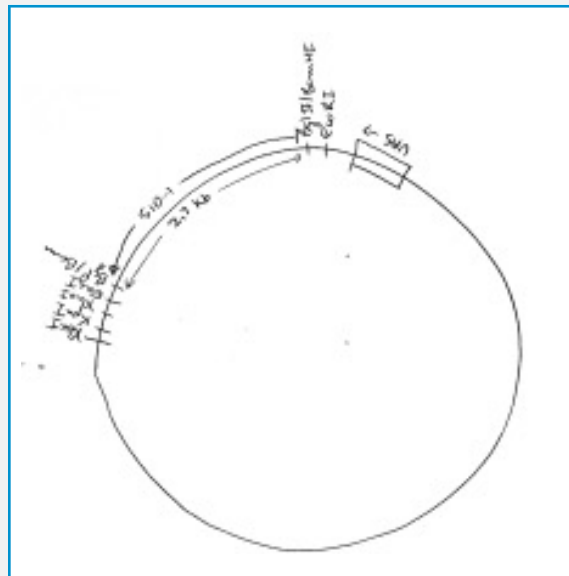
PMID N/A



Comments & Additional Info

See additional information PDF

Plasmid # 417
Plasmid Name pUAST-Sid1
Insert Name
Size of Insert (kilo-bases)
Vector Name pUAST
Size of Vector 8904
Total Size
Antibiotic res. or selection marker in other species
Antibiotic res. in bacteria Ampicillin
Type of cloning
Restriction enzymes used for cloning
Concentration
Special growth conditions (e.g. E.coli host stain)
Internal/External Internal - NP
Received From Katherine.Sepp
Generation Date 1/1/2005
Author Katherine.Sepp
Available at Addgene (Link)
Addgene ID



Map Available

<http://genepath.med.harvard.edu/~perrimon/plasmidmaps/p417.pdf>




Publication

Unpublished

PMID N/A



Comments & Additional Info



Plasmid # 418
Plasmid Name actin 5c-Sid1
Insert Name
Size of Insert (kilo-bases)
Vector Name pActin5C
Size of Vector 5400
Total Size
Antibiotic res. or selection marker in other species
Antibiotic res. in bacteria Ampicillin
Type of cloning
Restriction enzymes used for cloning
Concentration
Special growth conditions (e.g. E.coli host stain)
Internal/External Internal - NP
Received From Katja Brueckner
Generation Date 10/24/2003
Author Katja Brueckner
Available at Addgene (Link)
Addgene ID




Map Available



Publication

Unpublished

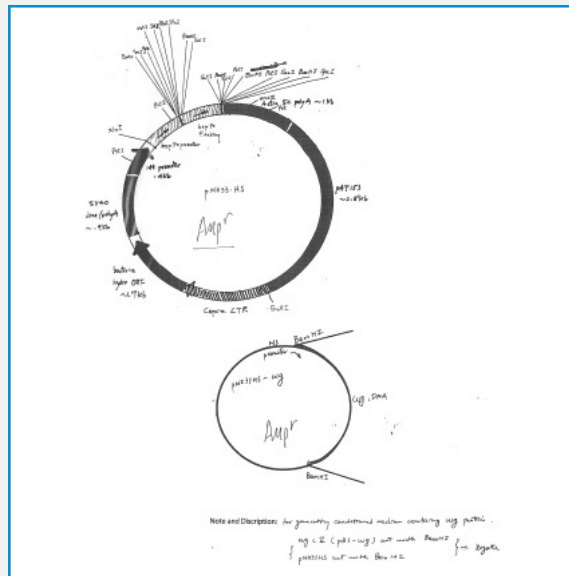
PMID N/A



Comments & Additional Info

Sid-1 cDNA obtained from Craig Hunter cut out of pPacPL as BamHI fragment and subcloned into BglII site of pUAST multiple cloning site. The Sid-1 has a FLAG tag at the C-terminus

Plasmid # 419
Plasmid Name pMK33-HS-wg
Insert Name
Size of Insert (kilo-bases)
Vector Name pMK33-HS
Size of Vector
Total Size
Antibiotic res. or selection marker in other species
Antibiotic res. in bacteria Ampicillin
Type of cloning
Restriction enzymes used for cloning
Concentration
Special growth conditions (e.g. E.coli host stain)
Internal/External Internal - NP
Received From Ramanuj DasGupta
Generation Date 4/1/2003
Author Ramanuj DasGupta
Available at Addgene (Link)
Addgene ID



Map Available


<http://genepath.med.harvard.edu/~perrimon/plasmidmaps/p419.pdf>



Publication

Song et al. The fruitless gene is required for the proper formation of axonal tracts in the embryonic central nervous system of Drosophila. *Genetics*. 2002 Dec;162(4):1703-24.

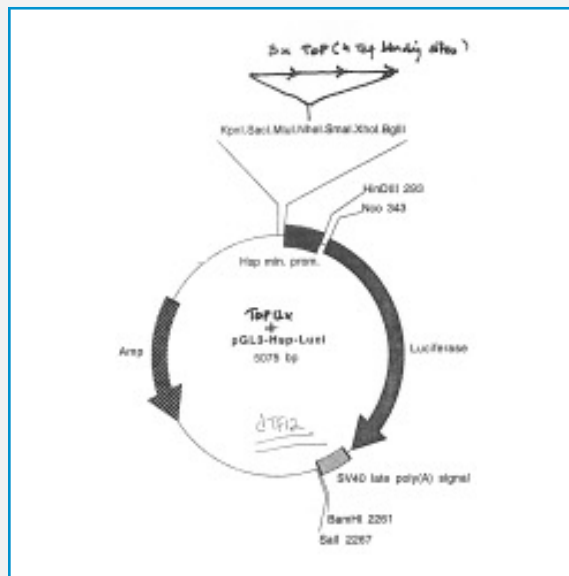
PMID 12524343



Comments & Additional Info

Unique sites: NotI, XhoI, SpeI, StuI, XbaI. Making: XhoI to HindIII (filltop) heat shock fragment from pCaSpaR-hs ligate with XhoI to EcoRV from pMK33. For pMK33HS-wg: 3kb wg cDNA insert.

Plasmid # 420
Plasmid Name dTF12 (12X TOP Flash)
Insert Name
Size of Insert (kilo-bases)
Vector Name pGL3-Hsp-Lucif
Size of Vector 4818
Total Size
Antibiotic res. or selection marker in other species
Antibiotic res. in bacteria Ampicillin
Type of cloning
Restriction enzymes used for cloning
Concentration
Special growth conditions (e.g. E.coli host stain)
Internal/External Internal - NP
Received From Ramanuj DasGupta
Generation Date 4/1/2003
Author Ramanuj DasGupta
Available at Addgene (Link)
Addgene ID



Map Available

<http://genepath.med.harvard.edu/~perrimon/plasmidmaps/p420.pdf>



Publication

Song et al. The fruitless gene is required for the proper formation of axonal tracts in the embryonic central nervous system of Drosophila. *Genetics*. 2002 Dec;162(4):1703-24.

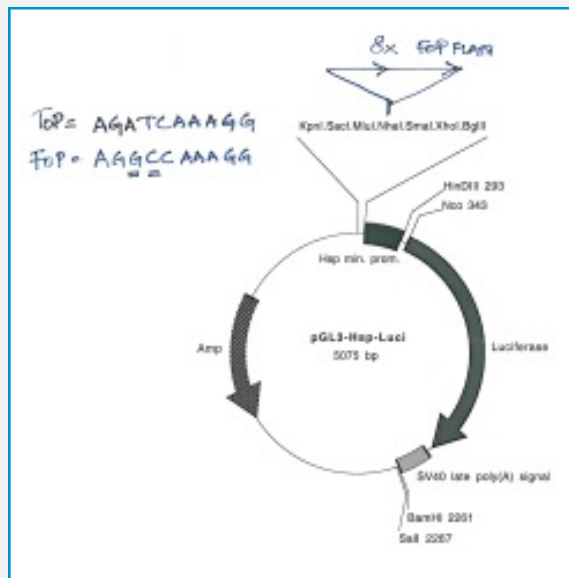
PMID 12524343

No Additional Documents Available

Comments & Additional Info

3 TOP fragments (containing 4 Tcf binding sites each) were cloned upstream of main HS promoter at the NheI site. Digest with KpuI + XhoI should yeild ~300bp fragment.

Plasmid # 421
Plasmid Name 8X FOP Flash
Insert Name
Size of Insert (kilo-bases)
Vector Name pGL3-Hsp-Lucif
Size of Vector 4818
Total Size
Antibiotic res. or selection marker in other species
Antibiotic res. in bacteria Ampicillin
Type of cloning
Restriction enzymes used for cloning
Concentration
Special growth conditions (e.g. E.coli host stain)
Internal/External Internal - NP
Received From Ramanuj DasGupta
Generation Date 4/1/2003
Author Ramanuj DasGupta
Available at Addgene (Link)
Addgene ID



Map Available

<http://genepath.med.harvard.edu/~perrimon/plasmidmaps/p421.pdf>



Publication

Song et al. The fruitless gene is required for the proper formation of axonal tracts in the embryonic central nervous system of *Drosophila*. *Genetics*. 2002 Dec;162(4):1703-24.

PMID 12524343

No Additional Documents Available

Comments & Additional Info

Contains 257bp of *Drosophila* Heat Shock minimal promoter. Can be used for subcloning enhancer elements in the MCS to assay luciferase reporter activity in fly cells in vitro.

Plasmid # 422

Plasmid Name STF16

Insert Name

Size of Insert (kilo-bases)

Vector Name

Size of Vector

Total Size

Antibiotic res. or selection marker in other species

Antibiotic res. in bacteria

Type of cloning

Restriction enzymes used for cloning

Concentration

Special growth conditions (e.g. E.coli host stain)

Internal/External External

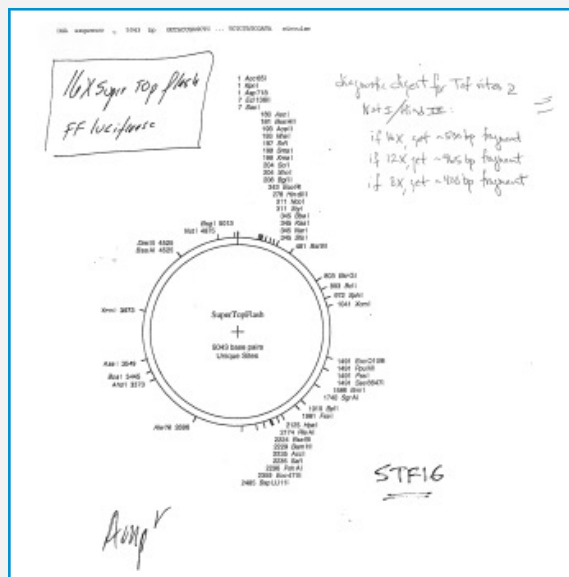
Received From R. Moon

Generation Date 7/1/2005

Author Ramanuj DasGupta

Available at Addgene (Link)

Addgene ID



Map Available

<http://genepath.med.harvard.edu/~perrimon/plasmidmaps/p422.pdf>

No Publication PDF Available

Publication

N/A

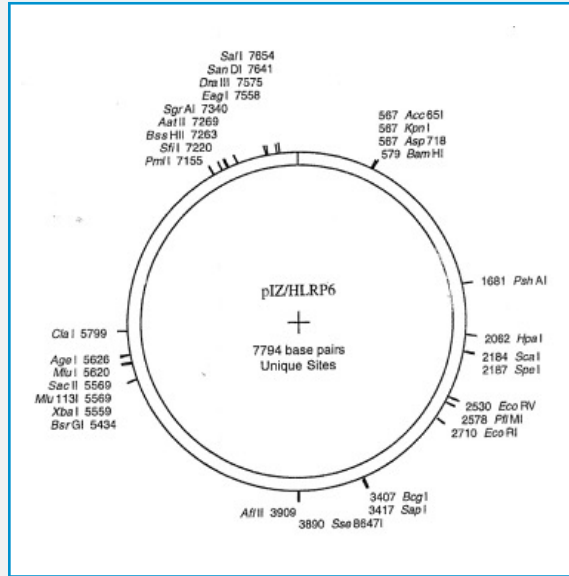
PMID N/A

No Additional Documents Available

Comments & Additional Info

STF16 is highly recominogenic - amplify using Sure2 cells; in other cells it will lose Tcf sites randomly.

Plasmid # 423
Plasmid Name pIZT/DeltaN-LRP6
Insert Name
Size of Insert (kilo-bases)
Vector Name pIZ/HLRP6
Size of Vector ? 2900
Total Size
Antibiotic res. or selection marker in other species
Antibiotic res. in bacteria Zeocin?
Type of cloning
Restriction enzymes used for cloning
Concentration
Special growth conditions (e.g. E.coli host stain)
Internal/External Internal - NP
Received From Ramanuj DasGupta
Generation Date 7/1/2005
Author Ramanuj DasGupta
Available at Addgene (Link)
Addgene ID



Map Available


<http://genepath.med.harvard.edu/~perrimon/plasmidmaps/p423.pdf>



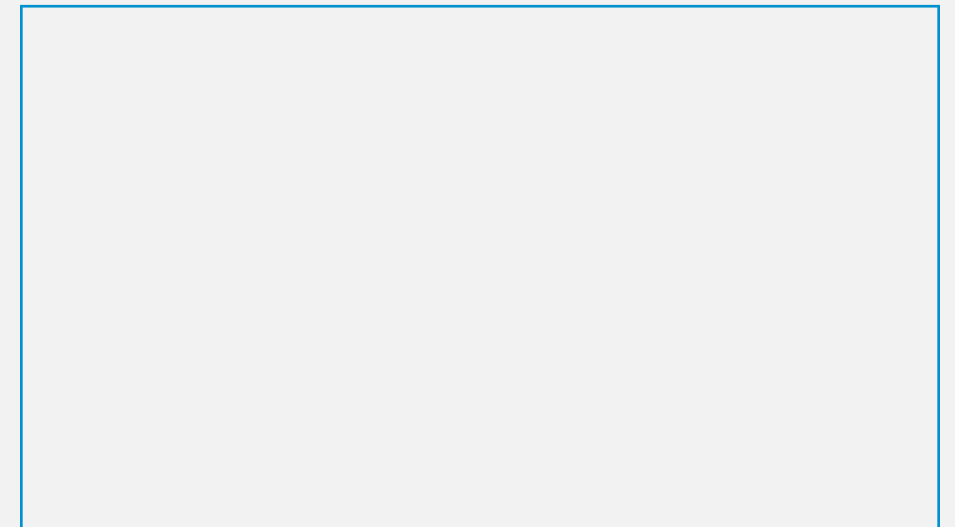
Publication

Song et al. The fruitless gene is required for the proper formation of axonal tracts in the embryonic central nervous system of *Drosophila*. *Genetics*. 2002 Dec;162(4):1703-24.

PMID 12524343




Comments & Additional Info



Plasmid # 424
Plasmid Name pET11-phiC31-polyA
Insert Name
Size of Insert (kilo-bases)
Vector Name pET11
Size of Vector 5677
Total Size
Antibiotic res. or selection marker in other species
Antibiotic res. in bacteria Ampicillin
Type of cloning
Restriction enzymes used for cloning
Concentration
Special growth conditions (e.g. E.coli host stain)
Internal/External Calos
Received From A. Groth
Generation Date 7/1/2005
Author A. Groth
Available at Addgene (Link)
Addgene ID




Map Available




Publication

Groth et al. Construction of transgenic Drosophila by using the site-specific integrase from phage phiC31. *Genetics*. 2004 Apr;166(4):1775-82.

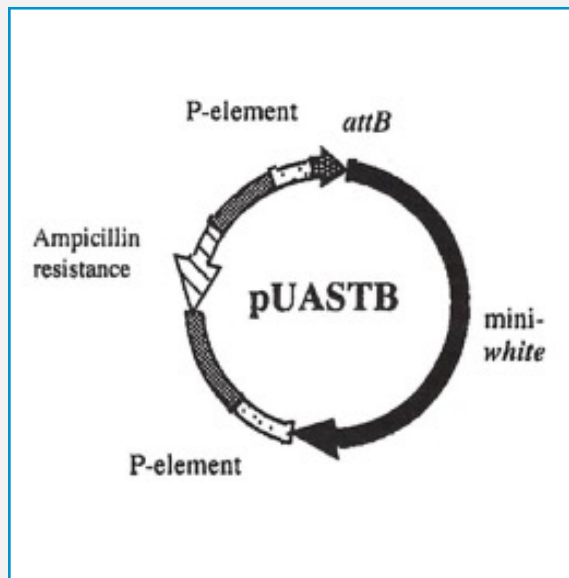
PMID 15126397



Comments & Additional Info



Plasmid # 425
Plasmid Name pUASTB
Insert Name
Size of Insert (kilo-bases)
Vector Name pUAST
Size of Vector 8904
Total Size
Antibiotic res. or selection marker in other species
Antibiotic res. in bacteria Ampicillin
Type of cloning
Restriction enzymes used for cloning
Concentration
Special growth conditions (e.g. E.coli host stain)
Internal/External Calos
Received From A. Groth
Generation Date 7/1/2005
Author A. Groth
Available at Addgene (Link)
Addgene ID




Map Available




Publication

Groth et al. Construction of transgenic Drosophila by using the site-specific integrase from phage phiC31. Genetics. 2004 Apr;166(4):1775-82.

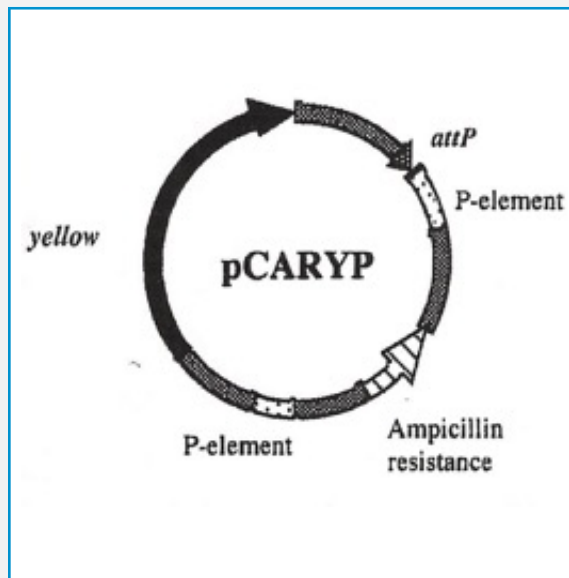
PMID 15126397



Comments & Additional Info



Plasmid # 426
Plasmid Name pCARYP
Insert Name
Size of Insert (kilo-bases)
Vector Name
Size of Vector
Total Size
Antibiotic res. or selection marker in other species
Antibiotic res. in bacteria
Type of cloning
Restriction enzymes used for cloning
Concentration
Special growth conditions (e.g. E.coli host stain)
Internal/External Calos
Received From A. Groth
Generation Date 7/1/2005
Author A. Groth
Available at Addgene (Link)
Addgene ID




Map Available



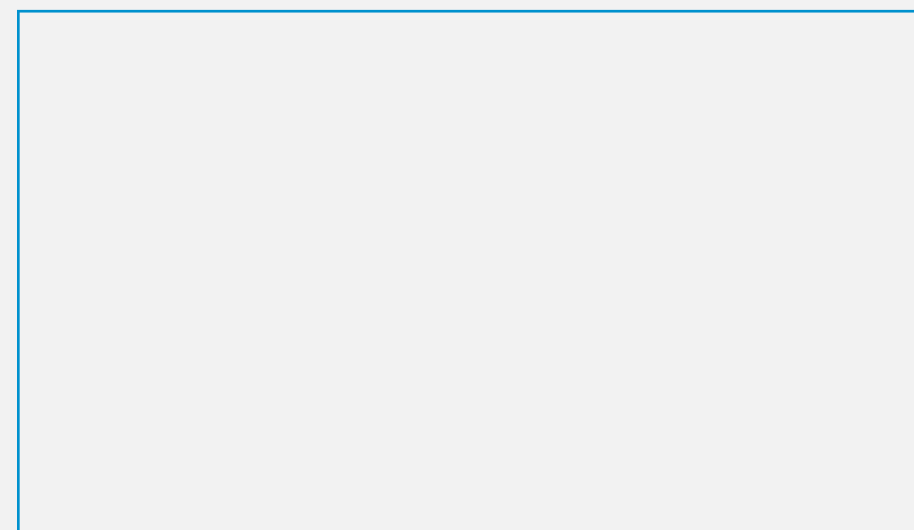
Publication

Groth et al. Construction of transgenic Drosophila by using the site-specific integrase from phage phiC31. Genetics. 2004 Apr;166(4):1775-82.

PMID 15126397




Comments & Additional Info



Plasmid # 430
Plasmid Name 3X Grh + 4X spacer (SB394)
Insert Name
Size of Insert (kilo-bases)
Vector Name
Size of Vector
Total Size
Antibiotic res. or selection marker in other species
Antibiotic res. in bacteria
Type of cloning
Restriction enzymes used for cloning
Concentration
Special growth conditions (e.g. E.coli host stain)
Internal/External JP
Received From S. Barolo
Generation Date 4/1/2005
Author S. Barolo
Available at Addgene (Link)
Addgene ID




Map Available




Publication

N/A

PMID N/A




Comments & Additional Info



Plasmid # 431
Plasmid Name 3X Grh + 4X Su(H) (SB396)
Insert Name
Size of Insert (kilo-bases)
Vector Name
Size of Vector
Total Size
Antibiotic res. or selection marker in other species
Antibiotic res. in bacteria
Type of cloning
Restriction enzymes used for cloning
Concentration
Special growth conditions (e.g. E.coli host stain)
Internal/External JP
Received From S. Barolo
Generation Date 4/1/2005
Author S. Barolo
Available at Addgene (Link)
Addgene ID




Map Available




Publication

N/A

PMID N/A



Comments & Additional Info



Plasmid # 432
Plasmid Name 3X Grh + 4x Ci (SB398)
Insert Name
Size of Insert (kilo-bases)
Vector Name
Size of Vector
Total Size
Antibiotic res. or selection marker in other species
Antibiotic res. in bacteria
Type of cloning
Restriction enzymes used for cloning
Concentration
Special growth conditions (e.g. E.coli host stain)
Internal/External JP
Received From S. Barolo
Generation Date 4/1/2005
Author S. Barolo
Available at Addgene (Link)
Addgene ID




Map Available




Publication

N/A

PMID N/A




Comments & Additional Info



Plasmid # 433
Plasmid Name 3X Grh + 4X dSTAT (SB400)
Insert Name
Size of Insert (kilo-bases)
Vector Name
Size of Vector
Total Size
Antibiotic res. or selection marker in other species
Antibiotic res. in bacteria
Type of cloning
Restriction enzymes used for cloning
Concentration
Special growth conditions (e.g. E.coli host stain)
Internal/External JP
Received From S. Barolo
Generation Date 4/1/2005
Author S. Barolo
Available at Addgene (Link)
Addgene ID




Map Available




Publication

N/A

PMID N/A




Comments & Additional Info



Plasmid # 434
Plasmid Name 3X Grh + 4X Mad/Brk (SB407)
Insert Name
Size of Insert (kilo-bases)
Vector Name
Size of Vector
Total Size
Antibiotic res. or selection marker in other species
Antibiotic res. in bacteria
Type of cloning
Restriction enzymes used for cloning
Concentration
Special growth conditions (e.g. E.coli host stain)
Internal/External JP
Received From S. Barolo
Generation Date 4/1/2005
Author S. Barolo
Available at Addgene (Link)
Addgene ID




Map Available




Publication

N/A

PMID N/A




Comments & Additional Info



Plasmid # 435
Plasmid Name 3X Grh + 4X TCF3 (SB409)
Insert Name
Size of Insert (kilo-bases)
Vector Name
Size of Vector
Total Size
Antibiotic res. or selection marker in other species
Antibiotic res. in bacteria
Type of cloning
Restriction enzymes used for cloning
Concentration
Special growth conditions (e.g. E.coli host stain)
Internal/External JP
Received From S. Barolo
Generation Date 4/1/2005
Author S. Barolo
Available at Addgene (Link)
Addgene ID




Map Available




Publication

N/A

PMID N/A




Comments & Additional Info



Plasmid # 436
Plasmid Name 3X Grh + 4X EcRE (SB411)
Insert Name
Size of Insert (kilo-bases)
Vector Name
Size of Vector
Total Size
Antibiotic res. or selection marker in other species
Antibiotic res. in bacteria
Type of cloning
Restriction enzymes used for cloning
Concentration
Special growth conditions (e.g. E.coli host stain)
Internal/External JP
Received From S. Barolo
Generation Date 4/1/2005
Author S. Barolo
Available at Addgene (Link)
Addgene ID




Map Available




Publication

N/A

PMID N/A




Comments & Additional Info



Plasmid # 437
Plasmid Name 3X Grh + 4X Ets2 (SB413)
Insert Name
Size of Insert (kilo-bases)
Vector Name
Size of Vector
Total Size
Antibiotic res. or selection marker in other species
Antibiotic res. in bacteria
Type of cloning
Restriction enzymes used for cloning
Concentration
Special growth conditions (e.g. E.coli host stain)
Internal/External JP
Received From S. Barolo
Generation Date 4/1/2005
Author S. Barolo
Available at Addgene (Link)
Addgene ID




Map Available




Publication

N/A

PMID N/A




Comments & Additional Info



Plasmid # 438
Plasmid Name 3X Grh + 4X Pnt/Yan (SB415)
Insert Name
Size of Insert (kilo-bases)
Vector Name
Size of Vector
Total Size
Antibiotic res. or selection marker in other species
Antibiotic res. in bacteria
Type of cloning
Restriction enzymes used for cloning
Concentration
Special growth conditions (e.g. E.coli host stain)
Internal/External JP
Received From S. Barolo
Generation Date 4/1/2005
Author S. Barolo
Available at Addgene (Link)
Addgene ID




Map Available




Publication

N/A

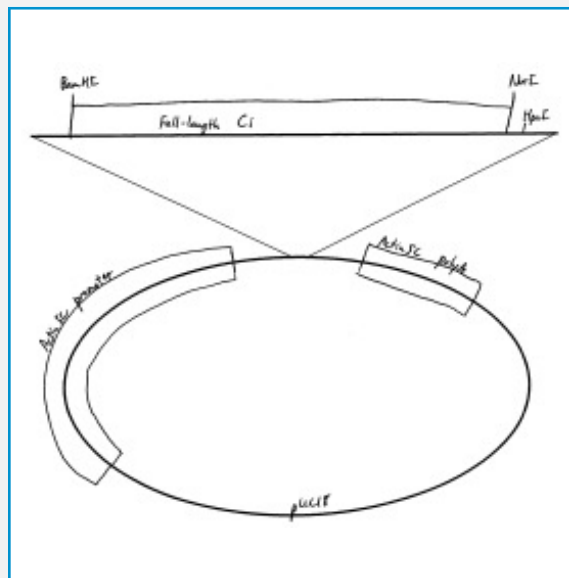
PMID N/A



Comments & Additional Info



Plasmid #	439
Plasmid Name	Actin Ci
Insert Name	Full length Ci PCR'd from cDNA. Internal Mlu1-BasBI
Size of Insert (kilo-bases)	
Vector Name	pActin5C
Size of Vector	5400
Total Size	
Antibiotic res. or selection marker in other species	
Antibiotic res. in bacteria	Ampicillin
Type of cloning	
Restriction enzymes used for cloning	
Concentration	
Special growth conditions (e.g. E.coli host stain)	
Internal/External	Internal - NP
Received From	Kent Nybakken
Generation Date	3/1/2006
Author	Kent Nybakken
Available at Addgene (Link)	https://www.addgene.org/37381/
Addgene ID	37381



Map Available


<http://genepath.med.harvard.edu/~perrimon/plasmidmaps/p439.pdf>



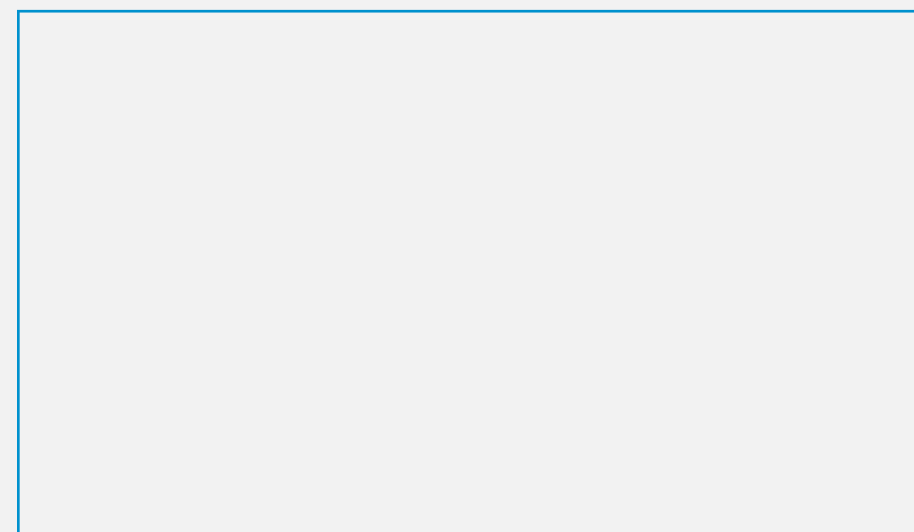
Publication

Nybakken et al. A genome-wide RNA interference screen in *Drosophila melanogaster* cells for new components of the Hh signaling pathway. *Nat Genet.* 2005 Dec;37(12):1323-32.

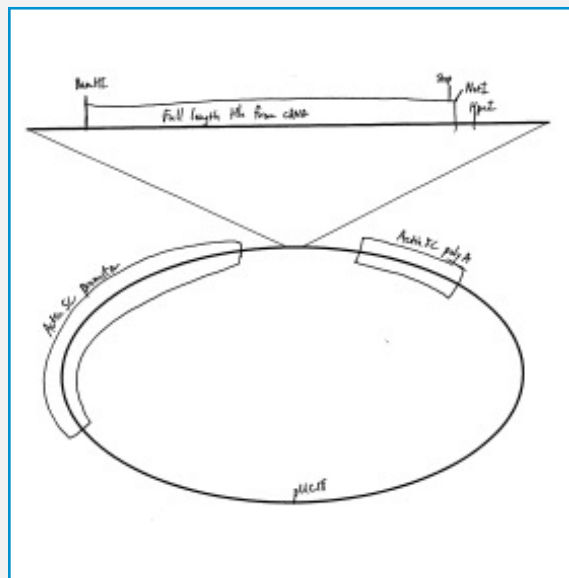
PMID 16311596



Comments & Additional Info



Plasmid #	440
Plasmid Name	Actin Hh-FL
Insert Name	Full length Hh PCR'd from cDNA construct. Only codons,
Size of Insert (kilo-bases)	
Vector Name	pActin5C
Size of Vector	5400
Total Size	
Antibiotic res. or selection marker in other species	
Antibiotic res. in bacteria	Ampicillin
Type of cloning	
Restriction enzymes used for cloning	
Concentration	
Special growth conditions (e.g. E.coli host stain)	
Internal/External	Internal - NP
Received From	Kent Nybakken
Generation Date	3/1/2006
Author	Kent Nybakken
Available at Addgene (Link)	https://www.addgene.org/37382/
Addgene ID	37382



Map Available


<http://genepath.med.harvard.edu/~perrimon/plasmidmaps/p440.pdf>



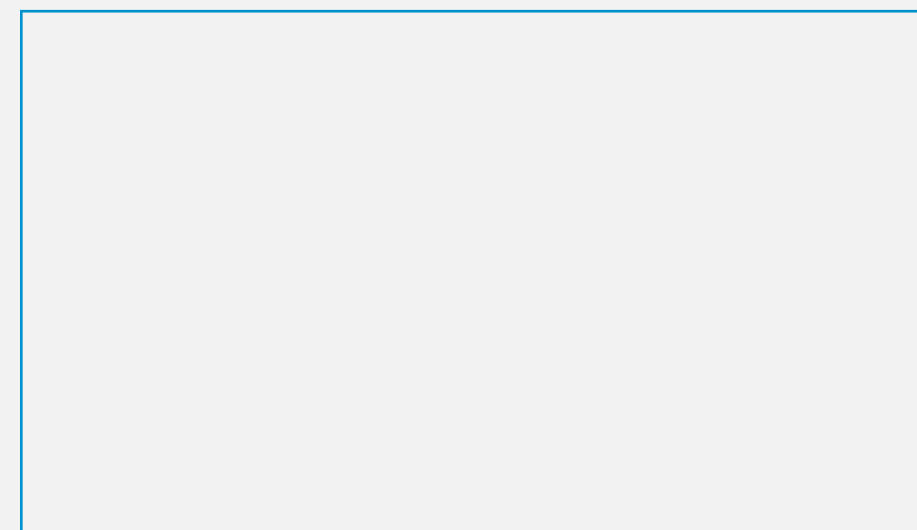
Publication

Nybakken et al. A genome-wide RNA interference screen in *Drosophila melanogaster* cells for new components of the Hh signaling pathway. *Nat Genet.* 2005 Dec;37(12):1323-32.

PMID 16311596



Comments & Additional Info



Plasmid # 441

Plasmid Name pGL2-ptc delta 136

Insert Name -758 --> 602 + -136 --> +130 of the Drosophila Ptc

Size of Insert (kilo-bases)

Vector Name pGL2-Basic

Size of Vector 5598

Total Size

Antibiotic res. or selection marker in other species

Antibiotic res. in bacteria Ampicillin

Type of cloning

Restriction enzymes used for cloning

Concentration

Special growth conditions (e.g. E.coli host stain)

Internal/External Beachy

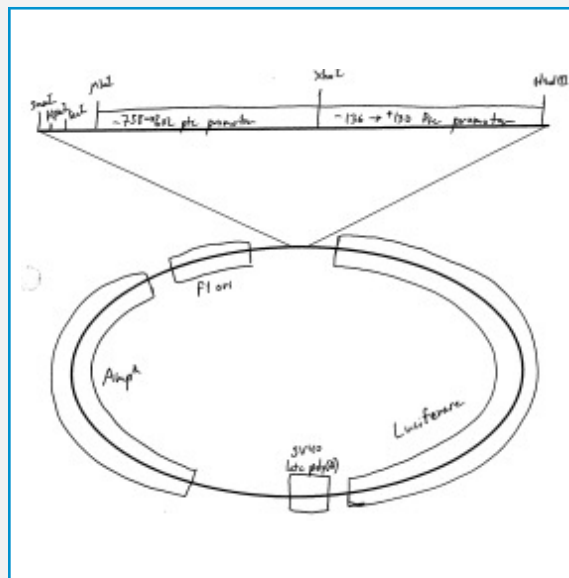
Received From Chen

Generation Date 3/1/2006

Author Kent Nybakken

Available at Addgene (Link)

Addgene ID



Map Available

<http://genepath.med.harvard.edu/~perrimon/plasmidmaps/p441.pdf>

Publication

Nybakken et al. A genome-wide RNA interference screen in *Drosophila melanogaster* cells for new components of the Hh signaling pathway. *Nat Genet.* 2005 Dec;37(12):1323-32.

PMID 16311596

Comments & Additional Info

No Additional Documents
Available

Plasmid # 442

Plasmid Name ptc delta 136-GL3

Insert Name ptc delta 136 promoter fragment from PGL2-ptc delta 136

Size of Insert (kilo-bases)

Vector Name pGL3-Basic

Size of Vector 4818

Total Size

Antibiotic res. or selection marker in other species

Antibiotic res. in bacteria Ampicillin

Type of cloning

Restriction enzymes used for cloning

Concentration

Special growth conditions (e.g. E.coli host stain)

Internal/External Internal - NP

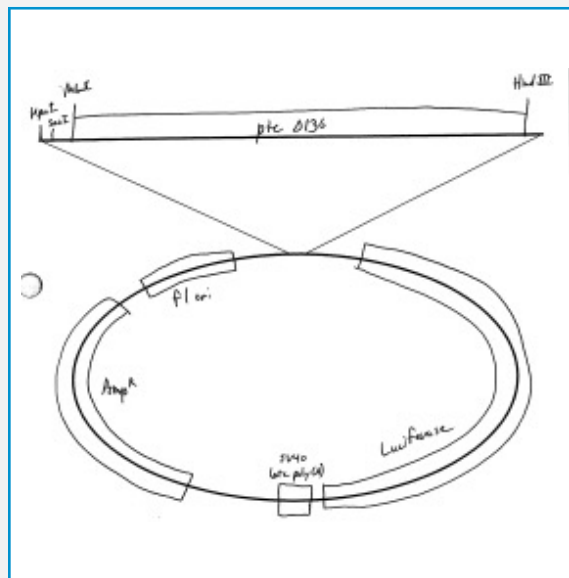
Received From Kent Nybakken

Generation Date 3/1/2006

Author Kent Nybakken

Available at Addgene (Link)

Addgene ID



Map Available

<http://genepath.med.harvard.edu/~perrimon/plasmidmaps/p442.pdf>

Publication

Nybakken et al. A genome-wide RNA interference screen in *Drosophila melanogaster* cells for new components of the Hh signaling pathway. *Nat Genet.* 2005 Dec;37(12):1323-32.

PMID 16311596

Comments & Additional Info

No Additional Documents
Available

Plasmid # 443

Plasmid Name Pol III firefly luciferase

Insert Name RNA polymerase III promoter fragment PCR'd from

Size of Insert (kilo-bases)

Vector Name pGL3-Basic

Size of Vector 4818

Total Size

Antibiotic res. or selection marker in other species

Antibiotic res. in bacteria Ampicillin

Type of cloning

Restriction enzymes used for cloning

Concentration

Special growth conditions (e.g. E.coli host stain)

Internal/External Internal - NP

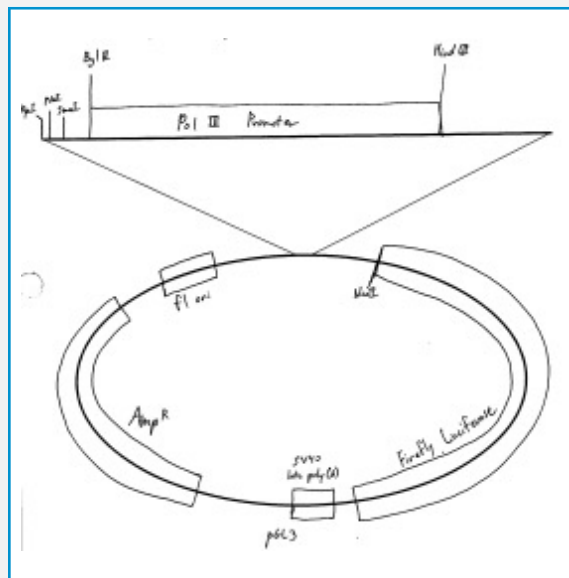
Received From Kent Nybakken

Generation Date 3/1/2006

Author Kent Nybakken

Available at Addgene (Link) <https://www.addgene.org/37383/>

Addgene ID 37383



Map Available

<http://genepath.med.harvard.edu/~perrimon/plasmidmaps/p443.pdf>

Publication

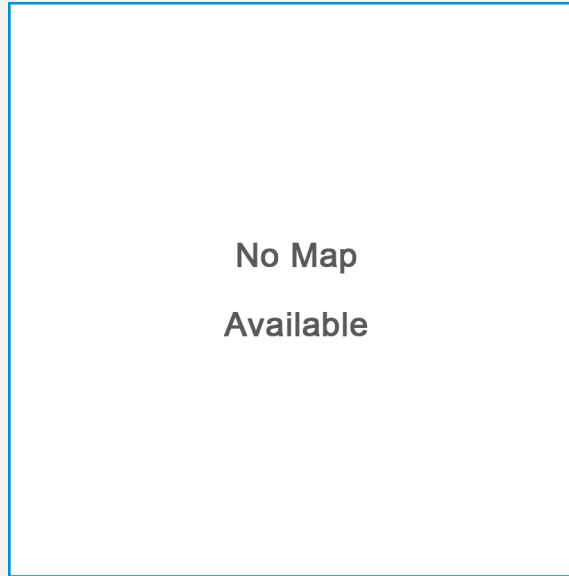
Nybakken et al. A genome-wide RNA interference screen in *Drosophila melanogaster* cells for new components of the Hh signaling pathway. *Nat Genet.* 2005 Dec;37(12):1323-32.

PMID 16311596

Comments & Additional Info

No Additional Documents Available

Plasmid # 444
Plasmid Name pUAST-GFP-Dlp
Insert Name
Size of Insert (kilo-bases)
Vector Name pUAST
Size of Vector 8904
Total Size
Antibiotic res. or selection marker in other species
Antibiotic res. in bacteria Ampicillin
Type of cloning
Restriction enzymes used for cloning XhoI/XbaI
Concentration
Special growth conditions (e.g. E.coli host stain)
Internal/External Internal - NP
Received From Gyeong-Hun Baeg
Generation Date 3/1/2006
Author Gyeong-Hun Baeg
Available at Addgene (Link)
Addgene ID



Map Available


<http://genepath.med.harvard.edu/~perrimon/plasmidmaps/p444.pdf>



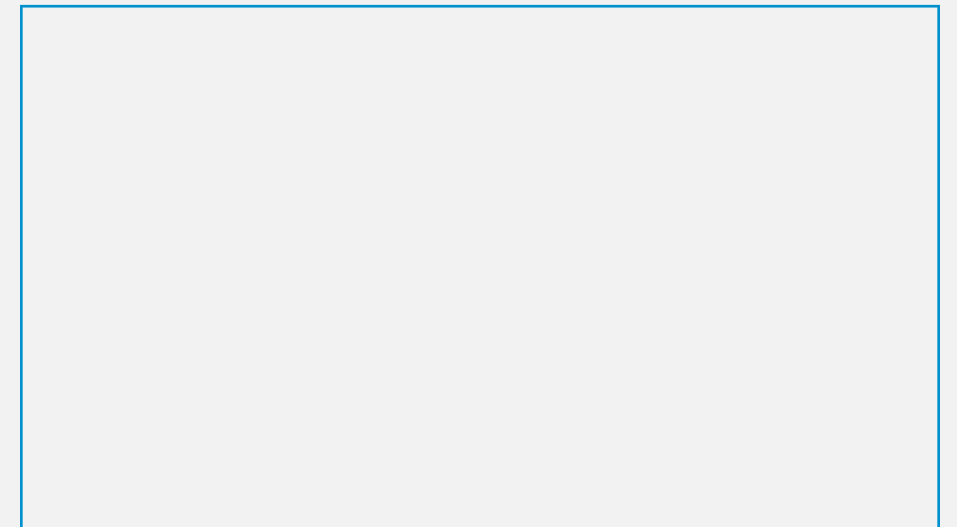
Publication

Baeg et al. Genome-wide RNAi analysis of JAK/STAT signaling components in Drosophila. *Genes Dev.* 2005 Aug 15;19(16):1861-70.

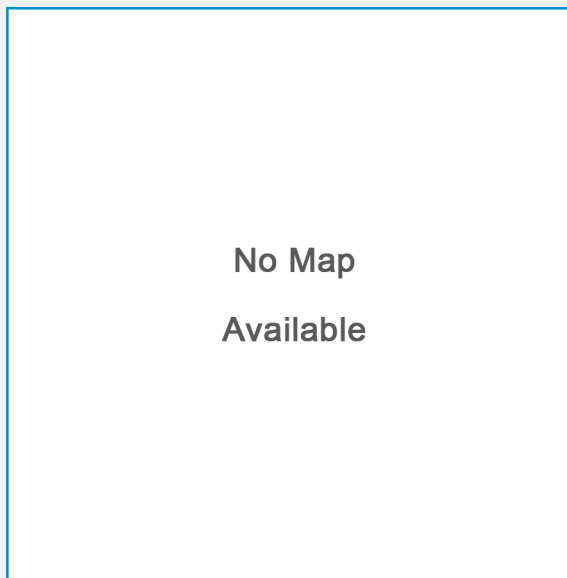
PMID 16055650



Comments & Additional Info



Plasmid #	445
Plasmid Name	6X-STAT-synthetic luciferase
Insert Name	
Size of Insert (kilo-bases)	
Vector Name	pUAST
Size of Vector	8904
Total Size	
Antibiotic res. or selection marker in other species	
Antibiotic res. in bacteria	Ampicillin
Type of cloning	
Restriction enzymes used for cloning	XhoI/XbaI
Concentration	
Special growth conditions (e.g. E.coli host stain)	
Internal/External	Internal - NP
Received From	Gyeong-Hun Baeg
Generation Date	3/1/2006
Author	Gyeong-Hun Baeg
Available at Addgene (Link)	https://www.addgene.org/37392/
Addgene ID	37392


**Map Available**

<http://genepath.med.harvard.edu/~perrimon/plasmidmaps/p445.pdf>


**Publication**

Baeg et al. Genome-wide RNAi analysis of JAK/STAT signaling components in *Drosophila*. *Genes Dev.* 2005 Aug 15;19(16):1861-70.

PMID 16055650

**Comments & Additional Info**

Plasmid # 446
Plasmid Name 10X STAT Luciferase
Insert Name
Size of Insert (kilo-bases)
Vector Name pUAST
Size of Vector 8904
Total Size
Antibiotic res. or selection marker in other species
Antibiotic res. in bacteria Ampicillin
Type of cloning
Restriction enzymes used for cloning XhoI/XbaI
Concentration
Special growth conditions (e.g. E.coli host stain)
Internal/External Internal - NP
Received From Gyeong-Hun Baeg
Generation Date 3/1/2006
Author Gyeong-Hun Baeg
Available at Addgene (Link) <https://www.addgene.org/37393/>
Addgene ID 37393



Map Available


<http://genepath.med.harvard.edu/~perrimon/plasmidmaps/p446.pdf>



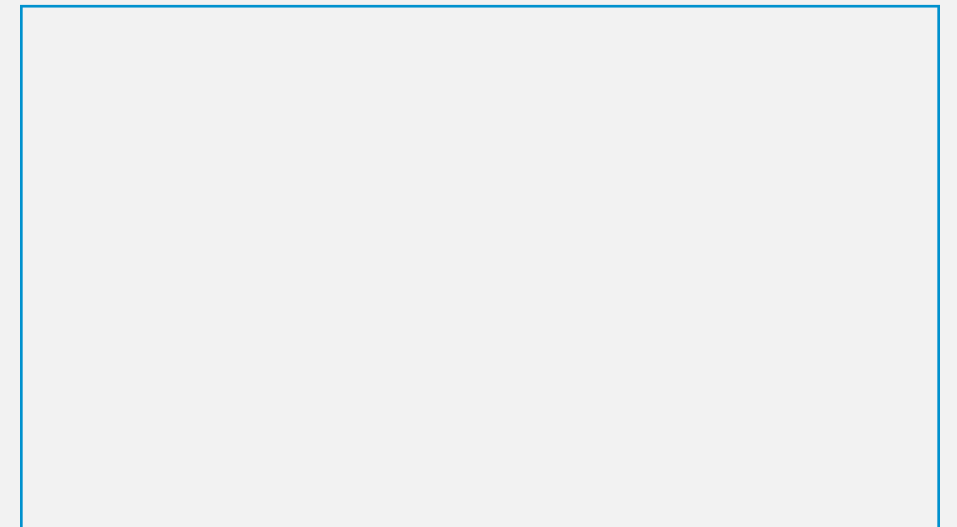
Publication

Baeg et al. Genome-wide RNAi analysis of JAK/STAT signaling components in Drosophila. *Genes Dev.* 2005 Aug 15;19(16):1861-70.

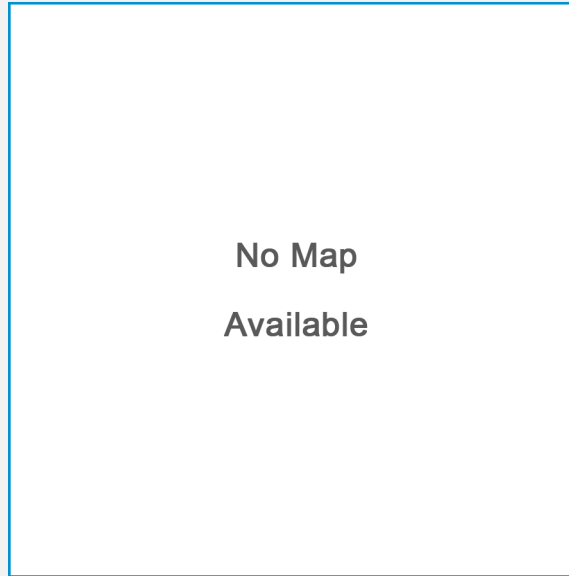
PMID 16055650



Comments & Additional Info



Plasmid #	447
Plasmid Name	Act5C-hop-myc-His5
Insert Name	
Size of Insert (kilo-bases)	
Vector Name	pActin5C
Size of Vector	5400
Total Size	
Antibiotic res. or selection marker in other species	
Antibiotic res. in bacteria	Ampicillin
Type of cloning	
Restriction enzymes used for cloning	XhoI/XbaI
Concentration	
Special growth conditions (e.g. E.coli host stain)	
Internal/External	Internal - NP
Received From	Erica Bach
Generation Date	3/1/2006
Author	Gyeong-Hun Baeg
Available at Addgene (Link)	https://www.addgene.org/37394/
Addgene ID	37394




Map Available



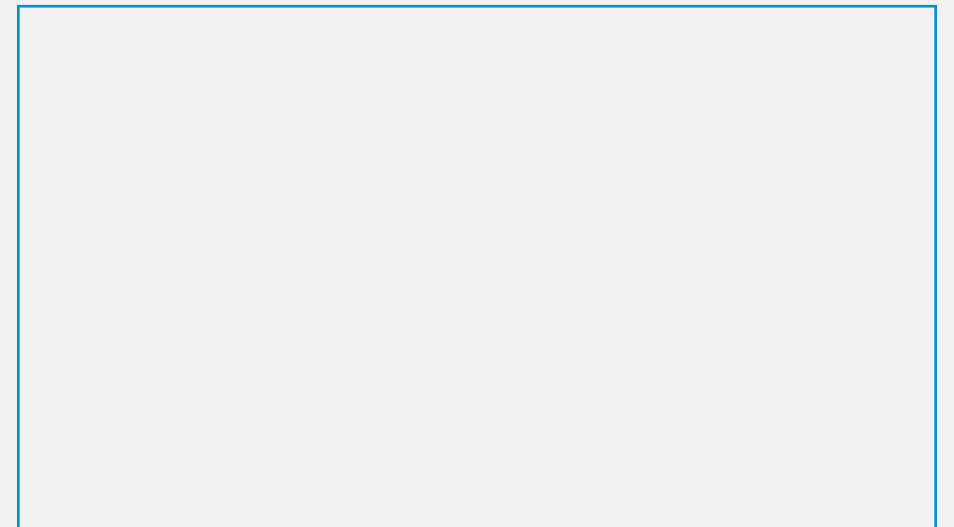
Publication

Baeg et al. Genome-wide RNAi analysis of JAK/STAT signaling components in *Drosophila*. *Genes Dev.* 2005 Aug 15;19(16):1861-70.

PMID 16055650




Comments & Additional Info



Plasmid # 448
Plasmid Name Act5C-STAT 92E-HA
Insert Name
Size of Insert (kilo-bases)
Vector Name pActin5C
Size of Vector 5400
Total Size
Antibiotic res. or selection marker in other species
Antibiotic res. in bacteria Ampicillin
Type of cloning
Restriction enzymes used for cloning XhoI/XbaI
Concentration
Special growth conditions (e.g. E.coli host stain)
Internal/External Internal - NP
Received From Gyeong-Hun Baeg
Generation Date 3/1/2006
Author Gyeong-Hun Baeg
Available at Addgene (Link) <https://www.addgene.org/37395/>
Addgene ID 37395




Map Available



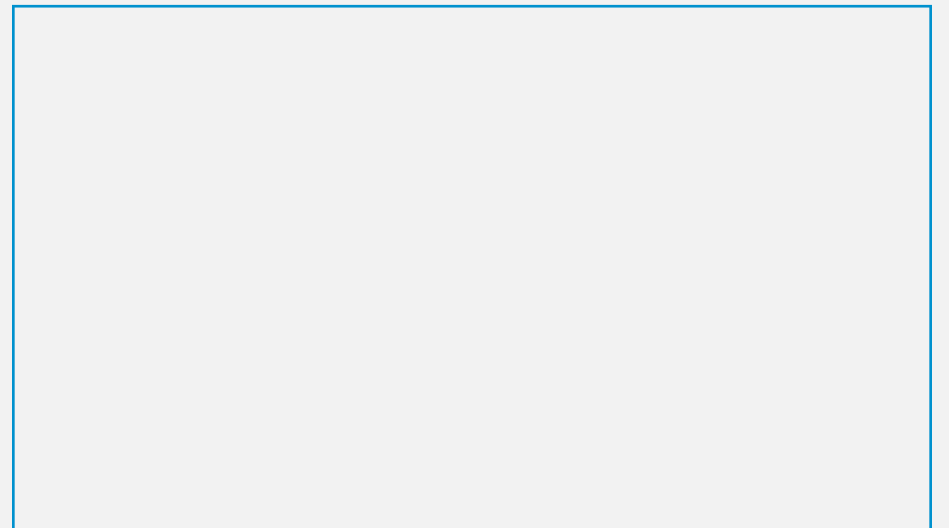
Publication

Baeg et al. Genome-wide RNAi analysis of JAK/STAT signaling components in Drosophila. *Genes Dev.* 2005 Aug 15;19(16):1861-70.

PMID 16055650



Comments & Additional Info




Plasmid # 449
Plasmid Name Act5C-upd
Insert Name
Size of Insert (kilo-bases)
Vector Name pActin5C
Size of Vector 5400
Total Size
Antibiotic res. or selection marker in other species
Antibiotic res. in bacteria Ampicillin
Type of cloning
Restriction enzymes used for cloning XhoI/XbaI
Concentration
Special growth conditions (e.g. E.coli host stain)
Internal/External Internal - NP
Received From
Generation Date 3/1/2006
Author Gyeong-Hun Baeg
Available at Addgene (Link)
Addgene ID



No Map Available


Map Available



Publication

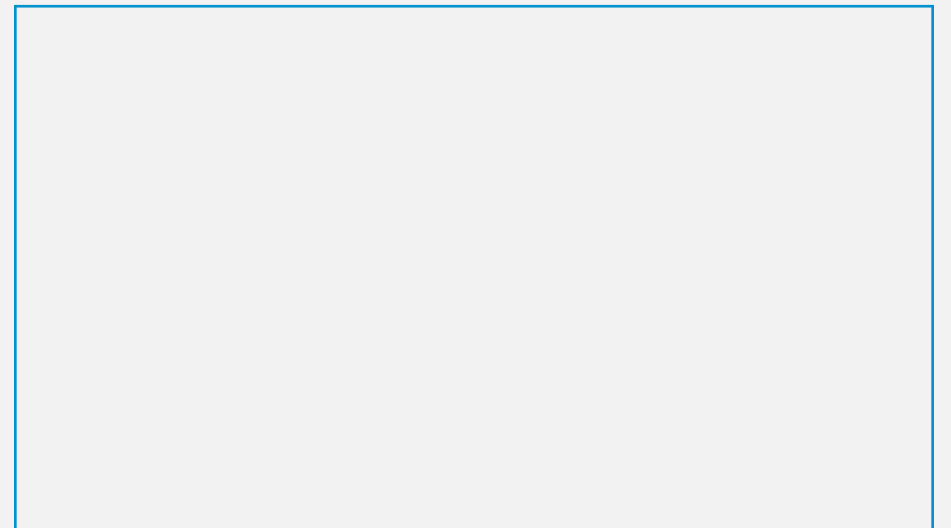
Baeg et al. Genome-wide RNAi analysis of JAK/STAT signaling components in Drosophila. *Genes Dev.* 2005 Aug 15;19(16):1861-70.

PMID 16055650



No Additional Documents Available

Comments & Additional Info



Plasmid #	450
Plasmid Name	GrR
Insert Name	GFPintRFP
Size of Insert (kilo-bases)	1301
Vector Name	AWM-2attB (also F7B7) 6586
Size of Vector	6586
Total Size	7886
Antibiotic res. or selection marker in other species	
Antibiotic res. in bacteria	Ampicillin
Type of cloning	Gateway
Restriction enzymes used for cloning	
Concentration	
Special growth conditions (e.g. E.coli host stain)	
Internal/External	Internal - NP
Received From	Ruth Griffin
Generation Date	4/1/2009
Author	Ruth Griffin
Available at Addgene (Link)	
Addgene ID	



Map Available

<http://genepath.med.harvard.edu/~perrimon/plasmidmaps/p450.pdf>



Publication

Griffin et al. The twin spot generator for differential Drosophila lineage analysis. Nat Methods. 2009 Aug;6(8):600-2.

PMID 19633664

Comments & Additional Info


No Additional Documents
Available

Plasmid #	451
Plasmid Name	Rgr
Insert Name	RFPintGFP
Size of Insert (kilo-bases)	1181
Vector Name	AWM-2attB (also F7B7) 6586
Size of Vector	6586
Total Size	7767
Antibiotic res. or selection marker in other species	
Antibiotic res. in bacteria	Ampicillin
Type of cloning	Gateway
Restriction enzymes used for cloning	
Concentration	
Special growth conditions (e.g. E.coli host stain)	
Internal/External	Internal - NP
Received From	Ruth Griffin
Generation Date	4/1/2009
Author	Ruth Griffin
Available at Addgene (Link)	
Addgene ID	



Map Available


<http://genepath.med.harvard.edu/~perrimon/plasmidmaps/p451.pdf>



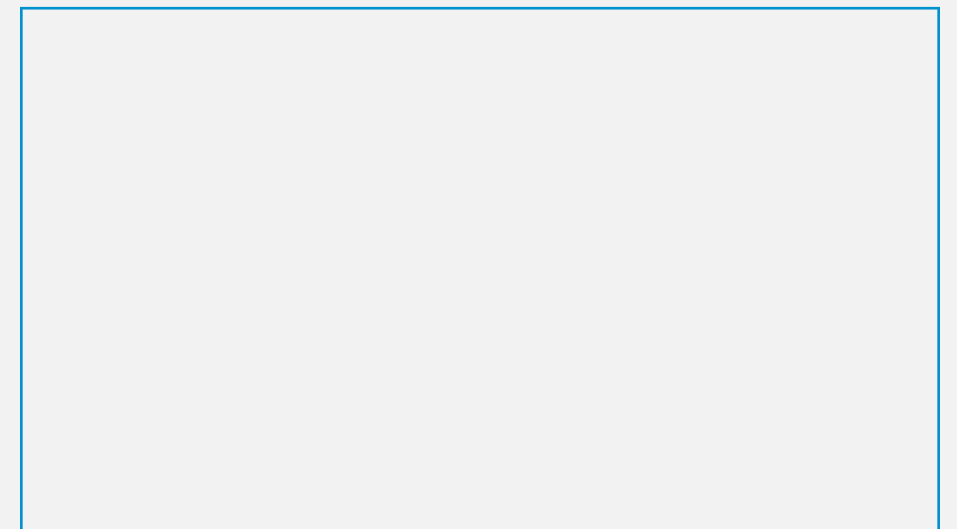
Publication

Griffin et al. The twin spot generator for differential Drosophila lineage analysis. Nat Methods. 2009 Aug;6(8):600-2.

PMID 19633664



Comments & Additional Info



Plasmid #	452
Plasmid Name	CD8 GrFP intRFP
Insert Name	CD8-GFPintRFP
Size of Insert (kilo-bases)	1961
Vector Name	AWM-2attB (also F7B7) 6586
Size of Vector	6586
Total Size	8547
Antibiotic res. or selection marker in other species	
Antibiotic res. in bacteria	Ampicillin
Type of cloning	Gateway
Restriction enzymes used for cloning	
Concentration	
Special growth conditions (e.g. E.coli host stain)	
Internal/External	Internal - NP
Received From	Ruth Griffin
Generation Date	4/1/2009
Author	Ruth Griffin
Available at Addgene (Link)	
Addgene ID	



Map Available


<http://genepath.med.harvard.edu/~perrimon/plasmidmaps/p452.pdf>



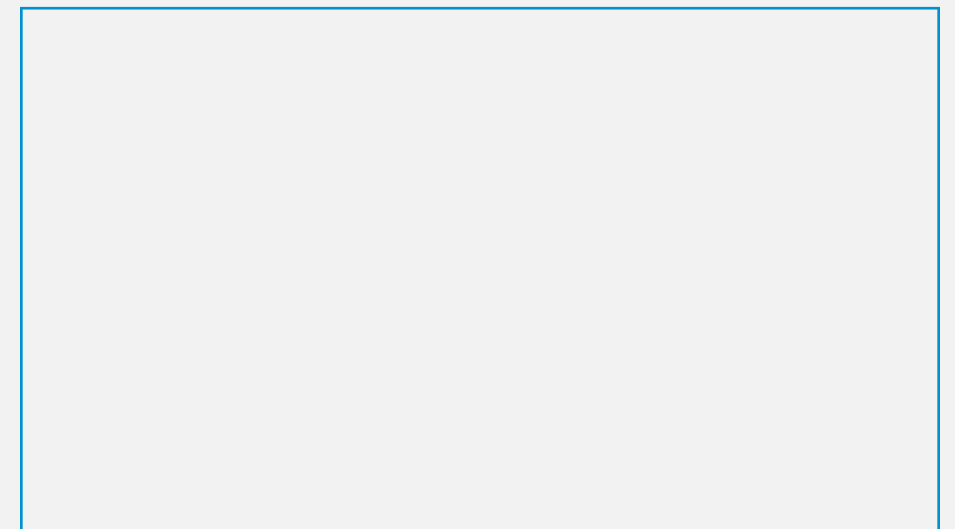
Publication

Griffin et al. The twin spot generator for differential Drosophila lineage analysis. Nat Methods. 2009 Aug;6(8):600-2.


PMID 19633664



Comments & Additional Info




Plasmid #	453
Plasmid Name	CD8 RFP intGrFP
Insert Name	CD8-RFPintGFP
Size of Insert (kilo-bases)	1842
Vector Name	AWM-2attB (also F7B7) 6586
Size of Vector	6586
Total Size	8428
Antibiotic res. or selection marker in other species	
Antibiotic res. in bacteria	Ampicillin
Type of cloning	Gateway
Restriction enzymes used for cloning	
Concentration	
Special growth conditions (e.g. E.coli host stain)	
Internal/External	Internal - NP
Received From	Ruth Griffin
Generation Date	4/1/2009
Author	Ruth Griffin
Available at Addgene (Link)	
Addgene ID	



Map Available


<http://genepath.med.harvard.edu/~perrimon/plasmidmaps/p453.pdf>




Publication

Griffin et al. The twin spot generator for differential Drosophila lineage analysis. Nat Methods. 2009 Aug;6(8):600-2.

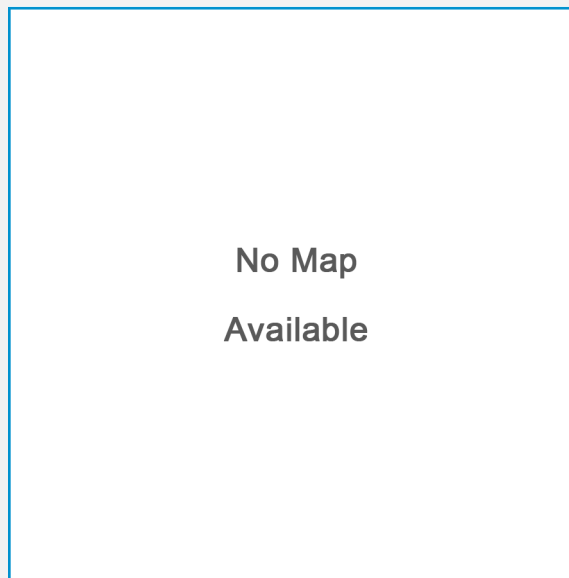
PMID 19633664



Comments & Additional Info



Plasmid # 454
Plasmid Name TKVBL w+ glycerol stock
Insert Name
Size of Insert (kilo-bases)
Vector Name pGPS1.1
Size of Vector 4814
Total Size
Antibiotic res. or selection marker in other species
Antibiotic res. in bacteria Kanamycin
Type of cloning
Restriction enzymes used for cloning
Concentration
Special growth conditions (e.g. E.coli host stain) EC100D pir-116, 37C
Internal/External Internal - NP
Received From S. Kondo
Generation Date April '09
Author S. Kondo
Available at Addgene (Link)
Addgene ID




Map Available



Publication

Kondo et al. Cross-species RNAi rescue platform in *Drosophila melanogaster*. *Genetics*. 2009 Nov;183(3):1165-73.

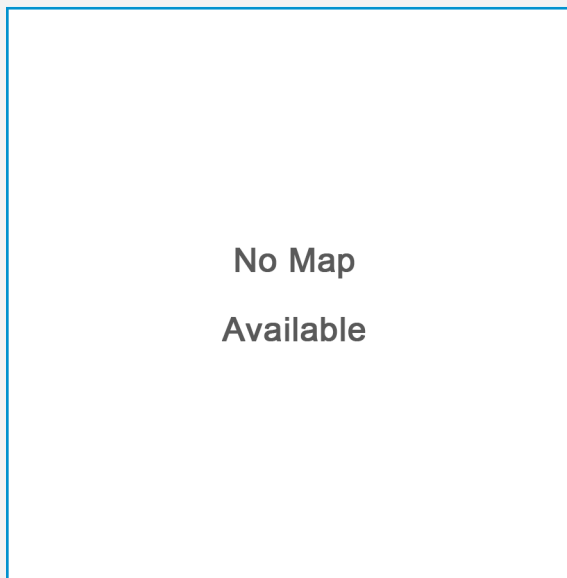
PMID 19720858



Comments & Additional Info

pGPS1.1 has an R6K-gamma replication origin and Kanamycin-resistant. Please note that plasmids with an R6K-gamma replication origin do not propagate in regular *E. coli* strains, such as DH5alpha, TOP10, etc. I transformed these plasmids into a special bacterial strain called EC100D pir-116.

Plasmid # 455
Plasmid Name plac Cre glycerol stock
Insert Name
Size of Insert (kilo-bases)
Vector Name pGPS1.1
Size of Vector 4814
Total Size
Antibiotic res. or selection marker in other species
Antibiotic res. in bacteria Kanamycin
Type of cloning
Restriction enzymes used for cloning
Concentration
Special growth conditions (e.g. E.coli host stain) EC100D pir-116, 37C
Internal/External Internal - NP
Received From S. Kondo
Generation Date April '09
Author S. Kondo
Available at Addgene (Link)
Addgene ID




Map Available



Publication

Kondo et al. Cross-species RNAi rescue platform in *Drosophila melanogaster*. *Genetics*. 2009 Nov;183(3):1165-73.

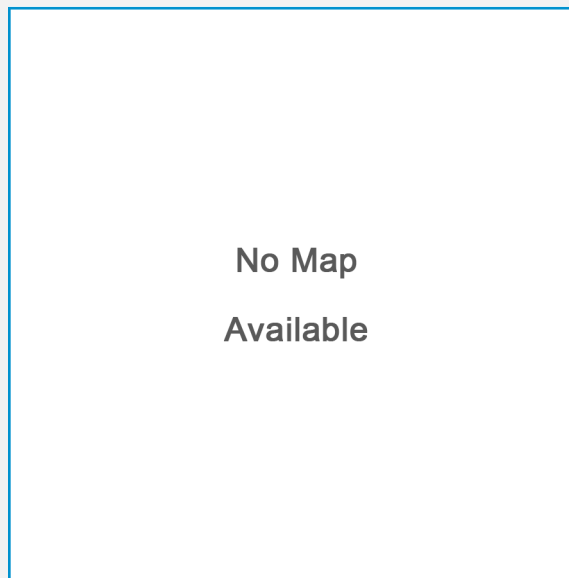
PMID 19720858



Comments & Additional Info

pGPS1.1 has an R6K-gamma replication origin and Kanamycin-resistant. Please note that plasmids with an R6K-gamma replication origin do not propagate in regular *E. coli* strains, such as DH5alpha, TOP10, etc. I transformed these plasmids into a special bacterial strain called EC100D pir-116.

Plasmid #	456
Plasmid Name	TKVBL GVB glycerol stock
Insert Name	
Size of Insert (kilo-bases)	
Vector Name	pGPS1.1
Size of Vector	4814
Total Size	
Antibiotic res. or selection marker in other species	
Antibiotic res. in bacteria	Kanamycin
Type of cloning	
Restriction enzymes used for cloning	
Concentration	
Special growth conditions (e.g. E.coli host stain)	EC100D pir-116, 37C
Internal/External	Internal - NP
Received From	S. Kondo
Generation Date	April '09
Author	S. Kondo
Available at Addgene (Link)	
Addgene ID	



Map Available



Publication

Kondo et al. Cross-species RNAi rescue platform in *Drosophila melanogaster*. *Genetics*. 2009 Nov;183(3):1165-73.

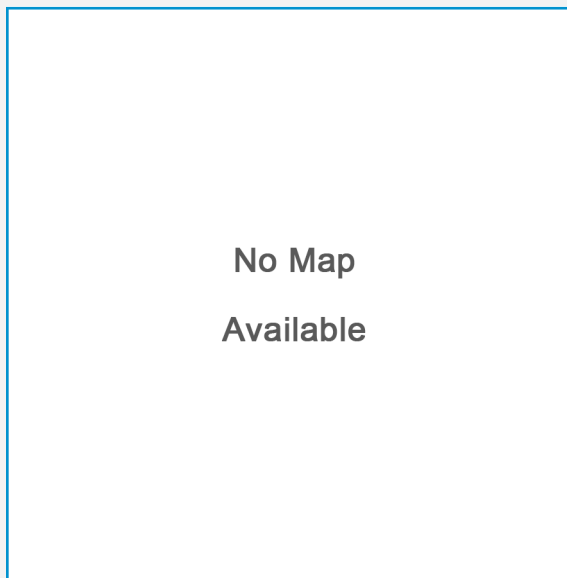
PMID 19720858



Comments & Additional Info

pGPS1.1 has an R6K-gamma replication origin and Kanamycin-resistant. Please note that plasmids with an R6K-gamma replication origin do not propagate in regular *E. coli* strains, such as DH5alpha, TOP10, etc. I transformed these plasmids into a special bacterial strain called EC100D pir-116.

Plasmid # 457
Plasmid Name pRmHA-3-Flag Dcr2
Insert Name
Size of Insert (kilo-bases)
Vector Name pRmHA
Size of Vector 5544?
Total Size
Antibiotic res. or selection marker in other species
Antibiotic res. in bacteria Ampicillin
Type of cloning
Restriction enzymes used for cloning
Concentration
Special growth conditions (e.g. E.coli host stain)
Internal/External Internal - NP
Received From R. Zhou
Generation Date Oct. '10
Author R. Zhou
Available at Addgene (Link)
Addgene ID



Map Available




Publication

Zhou et al. Comparative analysis of argonaute-dependent small RNA pathways in Drosophila. Mol Cell. 2008 Nov 21;32(4):592-9.

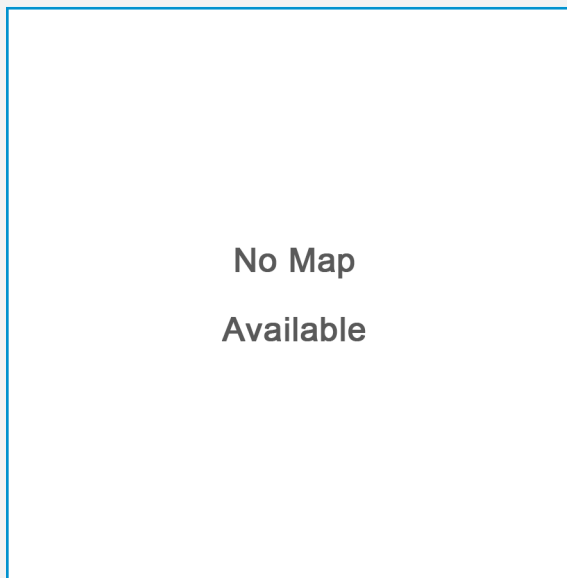
PMID 19026789



Comments & Additional Info



Plasmid # 458
Plasmid Name pRmHA-3 Flag Loqs PB
Insert Name
Size of Insert (kilo-bases)
Vector Name pRmHA
Size of Vector 5544?
Total Size
Antibiotic res. or selection marker in other species
Antibiotic res. in bacteria Ampicillin
Type of cloning
Restriction enzymes used for cloning
Concentration
Special growth conditions (e.g. E.coli host stain)
Internal/External Internal - NP
Received From R. Zhou
Generation Date Oct. '10
Author R. Zhou
Available at Addgene (Link)
Addgene ID



Map Available




Publication

Zhou et al. Comparative analysis of argonaute-dependent small RNA pathways in Drosophila. Mol Cell. 2008 Nov 21;32(4):592-9.

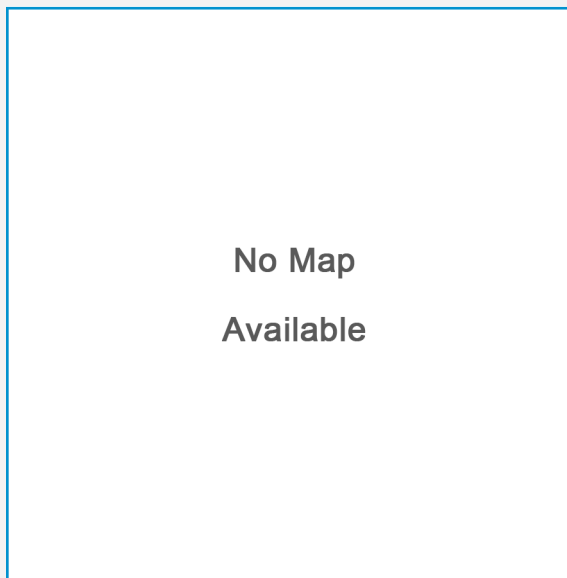
PMID 19026789



Comments & Additional Info



Plasmid # 459
Plasmid Name pRmHA-3-Flag-Loqs-PD
Insert Name
Size of Insert (kilo-bases)
Vector Name pRmHA
Size of Vector 5544?
Total Size
Antibiotic res. or selection marker in other species
Antibiotic res. in bacteria Ampicillin
Type of cloning
Restriction enzymes used for cloning
Concentration
Special growth conditions (e.g. E.coli host stain)
Internal/External Internal - NP
Received From R. Zhou
Generation Date Oct. '10
Author R. Zhou
Available at Addgene (Link)
Addgene ID



Map Available




Publication

Zhou et al. Comparative analysis of argonaute-dependent small RNA pathways in Drosophila. Mol Cell. 2008 Nov 21;32(4):592-9.

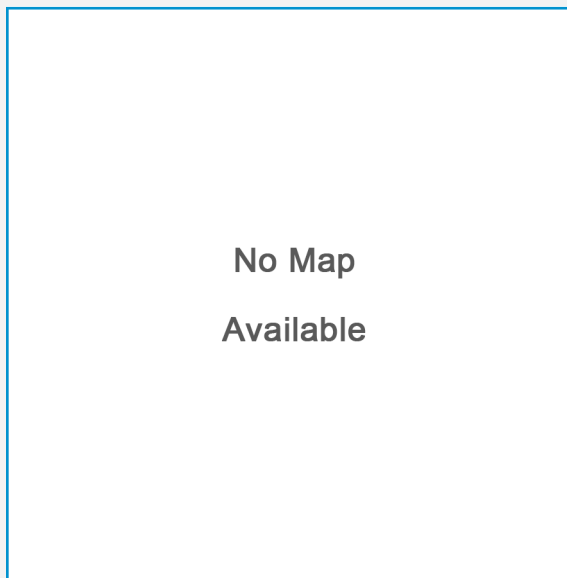
PMID 19026789



Comments & Additional Info



Plasmid # 460
Plasmid Name pRmHA-3-Flag-Ago1
Insert Name
Size of Insert (kilo-bases)
Vector Name pRmHA
Size of Vector 5544?
Total Size
Antibiotic res. or selection marker in other species
Antibiotic res. in bacteria Ampicillin
Type of cloning
Restriction enzymes used for cloning
Concentration
Special growth conditions (e.g. E.coli host stain)
Internal/External Internal - NP
Received From R. Zhou
Generation Date Oct. '10
Author R. Zhou
Available at Addgene (Link)
Addgene ID



Map Available




Publication

Zhou et al. Comparative analysis of argonaute-dependent small RNA pathways in Drosophila. Mol Cell. 2008 Nov 21;32(4):592-9.

PMID 19026789



Comments & Additional Info



Plasmid # 461
Plasmid Name pRmHA-3-Flag-RpL22
Insert Name
Size of Insert (kilo-bases)
Vector Name pRmHA
Size of Vector 5544?
Total Size
Antibiotic res. or selection marker in other species
Antibiotic res. in bacteria Ampicillin
Type of cloning
Restriction enzymes used for cloning
Concentration
Special growth conditions (e.g. E.coli host stain)
Internal/External Internal - NP
Received From R. Zhou
Generation Date Oct. '10
Author R. Zhou
Available at Addgene (Link)
Addgene ID




Map Available




Publication

Zhou et al. Comparative analysis of argonaute-dependent small RNA pathways in Drosophila. Mol Cell. 2008 Nov 21;32(4):592-9.

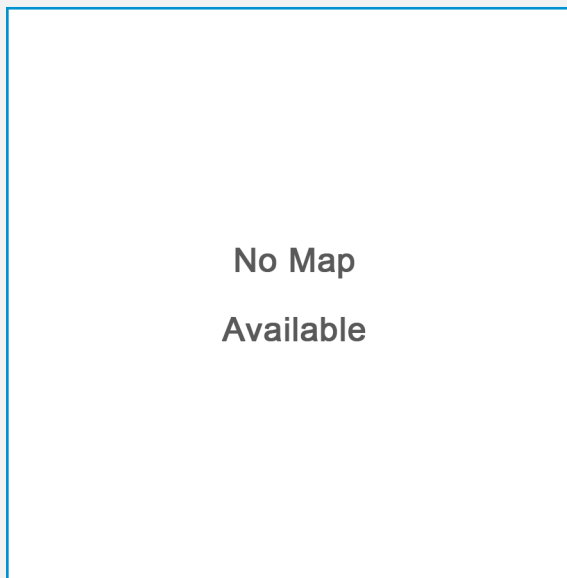
PMID 19026789



Comments & Additional Info



Plasmid # 462
Plasmid Name pRmHA-3-Flag-Bel
Insert Name
Size of Insert (kilo-bases)
Vector Name pRmHA
Size of Vector 5544?
Total Size
Antibiotic res. or selection marker in other species
Antibiotic res. in bacteria Ampicillin
Type of cloning
Restriction enzymes used for cloning
Concentration
Special growth conditions (e.g. E.coli host stain)
Internal/External Internal - NP
Received From R. Zhou
Generation Date Oct. '10
Author R. Zhou
Available at Addgene (Link)
Addgene ID



Map Available




Publication

Zhou et al. Comparative analysis of argonaute-dependent small RNA pathways in Drosophila. Mol Cell. 2008 Nov 21;32(4):592-9.

PMID 19026789



Comments & Additional Info



Plasmid # 463
Plasmid Name pRmHA-3-Flag-Ran
Insert Name
Size of Insert (kilo-bases)
Vector Name pRmHA
Size of Vector 5544?
Total Size
Antibiotic res. or selection marker in other species
Antibiotic res. in bacteria Ampicillin
Type of cloning
Restriction enzymes used for cloning
Concentration
Special growth conditions (e.g. E.coli host stain)
Internal/External Internal - NP
Received From R. Zhou
Generation Date Oct. '10
Author R. Zhou
Available at Addgene (Link)
Addgene ID




Map Available




Publication

Zhou et al. Comparative analysis of argonaute-dependent small RNA pathways in Drosophila. Mol Cell. 2008 Nov 21;32(4):592-9.

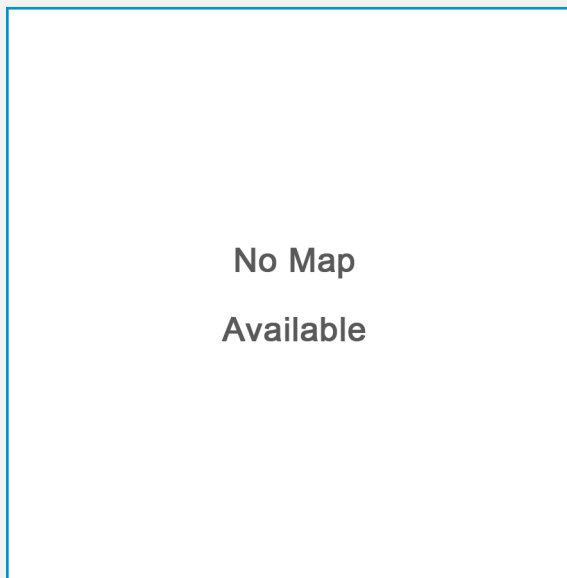
PMID 19026789



Comments & Additional Info



Plasmid # 464
Plasmid Name pRmHA-3 empty vector
Insert Name
Size of Insert (kilo-bases)
Vector Name pRmHA
Size of Vector 5544?
Total Size
Antibiotic res. or selection marker in other species
Antibiotic res. in bacteria Ampicillin
Type of cloning
Restriction enzymes used for cloning
Concentration
Special growth conditions (e.g. E.coli host stain)
Internal/External Internal - NP
Received From R. Zhou
Generation Date Oct. '10
Author R. Zhou
Available at Addgene (Link)
Addgene ID



Map Available




Publication

Zhou et al. Comparative analysis of argonaute-dependent small RNA pathways in Drosophila. Mol Cell. 2008 Nov 21;32(4):592-9.

PMID 19026789



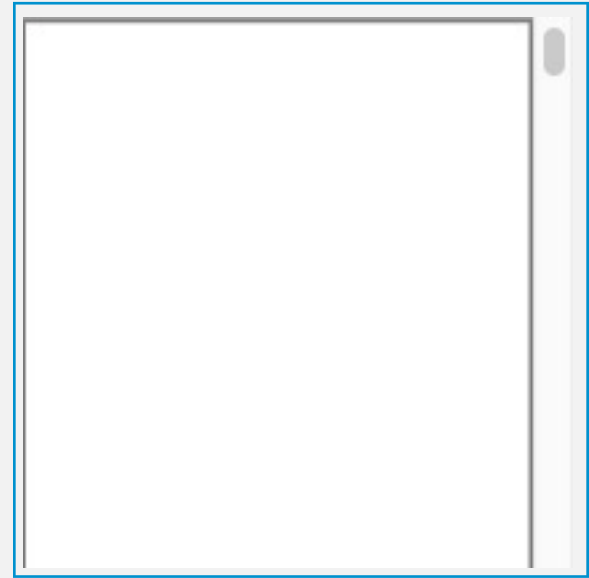
Comments & Additional Info



Plasmid # 465
Plasmid Name pMT-D05
Insert Name
Size of Insert (kilo-bases)
Vector Name pMT
Size of Vector 3500
Total Size
Antibiotic res. or selection marker in other species
Antibiotic res. in bacteria Ampicillin
Type of cloning
Restriction enzymes used for cloning
Concentration
Special growth conditions (e.g. E.coli host stain)
Internal/External Internal - NP
Received From G.. Hannon
Generation Date Oct. '10
Author R. Zhou
Available at Addgene (Link)
Addgene ID




Map Available




Publication

Zhou et al. Comparative analysis of argonaute-dependent small RNA pathways in Drosophila. Mol Cell. 2008 Nov 21;32(4):592-9.

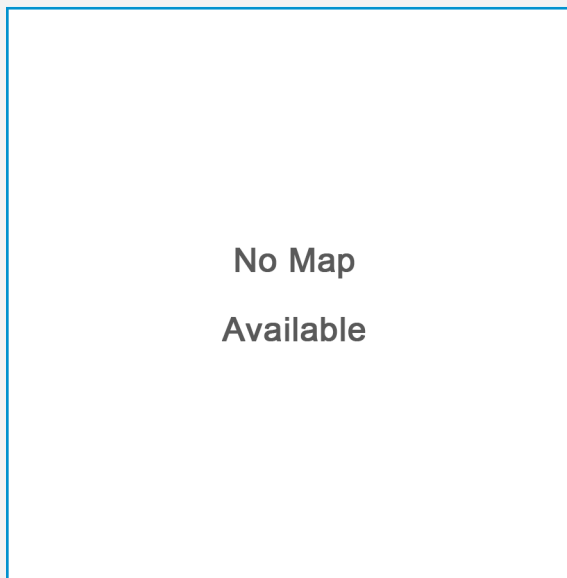
PMID 19026789



Comments & Additional Info



Plasmid # 466
Plasmid Name pRmHA-3-FF-Luc-Long
Insert Name
Size of Insert (kilo-bases)
Vector Name pRmHA
Size of Vector 5544?
Total Size
Antibiotic res. or selection marker in other species
Antibiotic res. in bacteria Ampicillin
Type of cloning
Restriction enzymes used for cloning
Concentration
Special growth conditions (e.g. E.coli host stain)
Internal/External Internal - NP
Received From R. Zhou
Generation Date Oct. '10
Author R. Zhou
Available at Addgene (Link)
Addgene ID



Map Available




Publication

Zhou et al. Comparative analysis of argonaute-dependent small RNA pathways in Drosophila. Mol Cell. 2008 Nov 21;32(4):592-9.

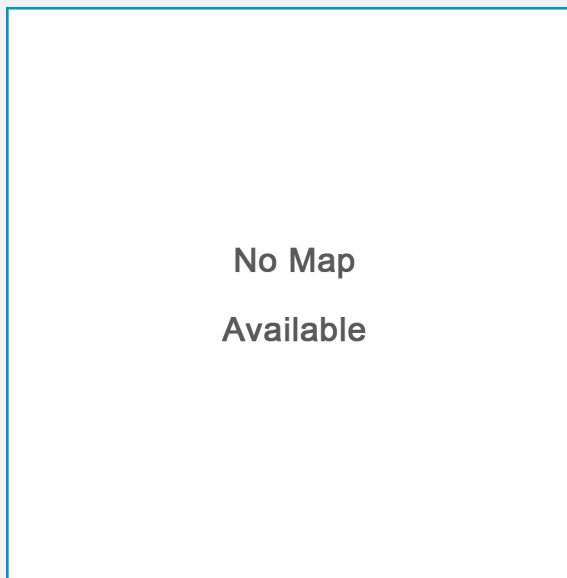
PMID 19026789



Comments & Additional Info



Plasmid # 467
Plasmid Name pRmHA-3-RL-Luc
Insert Name
Size of Insert (kilo-bases)
Vector Name pRmHA
Size of Vector 5544?
Total Size
Antibiotic res. or selection marker in other species
Antibiotic res. in bacteria Ampicillin
Type of cloning
Restriction enzymes used for cloning
Concentration
Special growth conditions (e.g. E.coli host stain)
Internal/External Internal - NP
Received From R. Zhou
Generation Date Oct. '10
Author R. Zhou
Available at Addgene (Link)
Addgene ID



Map Available




Publication

Zhou et al. Comparative analysis of argonaute-dependent small RNA pathways in Drosophila. Mol Cell. 2008 Nov 21;32(4):592-9.

PMID 19026789



Comments & Additional Info



Plasmid # 468
Plasmid Name pRmHA-3-RL-Luc-hairpin
Insert Name
Size of Insert (kilo-bases)
Vector Name pRmHA
Size of Vector 5544?
Total Size
Antibiotic res. or selection marker in other species
Antibiotic res. in bacteria Ampicillin
Type of cloning
Restriction enzymes used for cloning
Concentration
Special growth conditions (e.g. E.coli host stain)
Internal/External Internal - NP
Received From R. Zhou
Generation Date Oct. '10
Author R. Zhou
Available at Addgene (Link)
Addgene ID




Map Available




Publication

Zhou et al. Comparative analysis of argonaute-dependent small RNA pathways in Drosophila. Mol Cell. 2008 Nov 21;32(4):592-9.

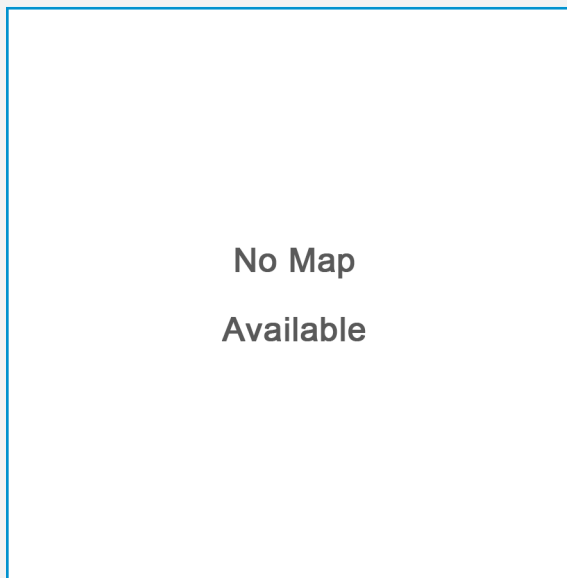
PMID 19026789



Comments & Additional Info



Plasmid # 469
Plasmid Name pMT-RL-CXCR4
Insert Name
Size of Insert (kilo-bases)
Vector Name pMT
Size of Vector 3500
Total Size
Antibiotic res. or selection marker in other species
Antibiotic res. in bacteria Ampicillin
Type of cloning
Restriction enzymes used for cloning
Concentration
Special growth conditions (e.g. E.coli host stain)
Internal/External Internal - NP
Received From G.. Hannon
Generation Date Oct. '10
Author R. Zhou
Available at Addgene (Link)
Addgene ID



Map Available




Publication

Zhou et al. Comparative analysis of argonaute-dependent small RNA pathways in Drosophila. Mol Cell. 2008 Nov 21;32(4):592-9.

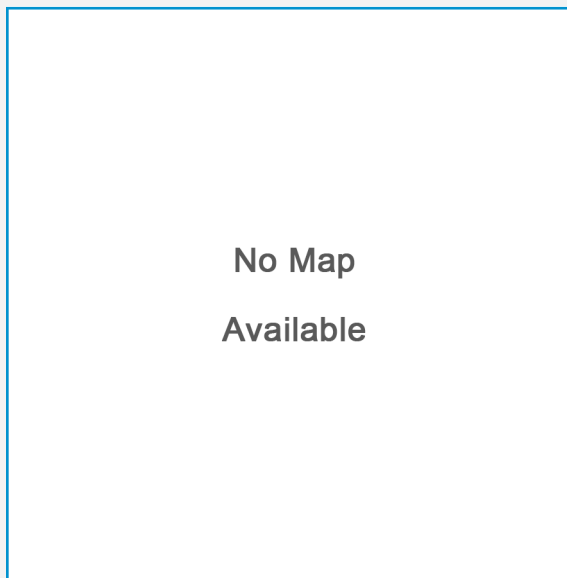
PMID 19026789



Comments & Additional Info



Plasmid # 470
Plasmid Name pRmHA-3-Renilla-esi2.1 binding sites
Insert Name
Size of Insert (kilo-bases)
Vector Name pRmHA
Size of Vector 5544?
Total Size
Antibiotic res. or selection marker in other species
Antibiotic res. in bacteria Ampicillin
Type of cloning
Restriction enzymes used for cloning
Concentration
Special growth conditions (e.g. E.coli host stain)
Internal/External Internal - NP
Received From R. Zhou
Generation Date Oct. '10
Author R. Zhou
Available at Addgene (Link)
Addgene ID



Map Available




Publication

Zhou et al. Comparative analysis of argonaute-dependent small RNA pathways in Drosophila. Mol Cell. 2008 Nov 21;32(4):592-9.

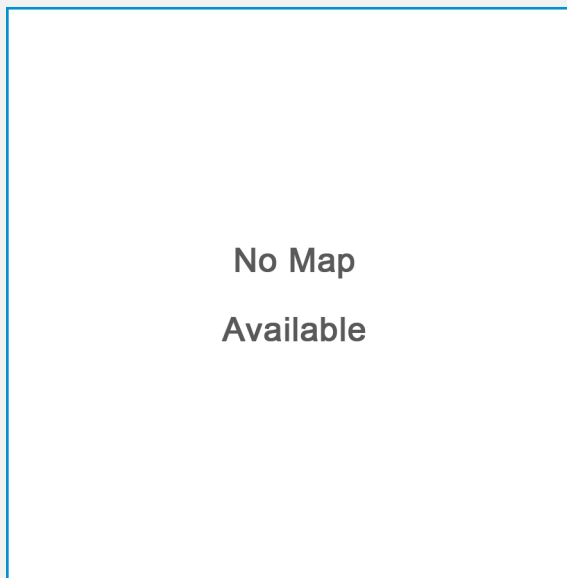
PMID 19026789



Comments & Additional Info



Plasmid # 471
Plasmid Name pActin empty vector
Insert Name
Size of Insert (kilo-bases)
Vector Name pActin5C
Size of Vector 5400
Total Size
Antibiotic res. or selection marker in other species
Antibiotic res. in bacteria Ampicillin
Type of cloning
Restriction enzymes used for cloning
Concentration
Special growth conditions (e.g. E.coli host stain)
Internal/External Internal - NP
Received From M. Schnall-Levin
Generation Date June '11
Author M. Schnall-Levin
Available at Addgene (Link)
Addgene ID



Map Available




Publication

Schnall-Levin et al. Conserved microRNA targeting in Drosophila is as widespread in coding regions as in 3'UTRs. Proc Natl Acad Sci U S A. 2010 Sep 7;107(36):15751-6.

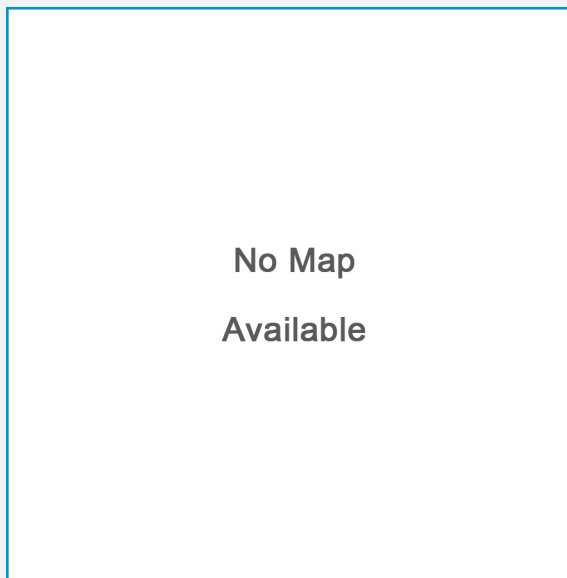
PMID 20729470



Comments & Additional Info



Plasmid # 472
Plasmid Name pActin-miR-1
Insert Name
Size of Insert (kilo-bases)
Vector Name pActin5C
Size of Vector 5400
Total Size
Antibiotic res. or selection marker in other species
Antibiotic res. in bacteria Ampicillin
Type of cloning
Restriction enzymes used for cloning
Concentration
Special growth conditions (e.g. E.coli host stain)
Internal/External Internal - NP
Received From M. Schnall-Levin
Generation Date June '11
Author M. Schnall-Levin
Available at Addgene (Link)
Addgene ID



No Map Available

Map Available



Publication

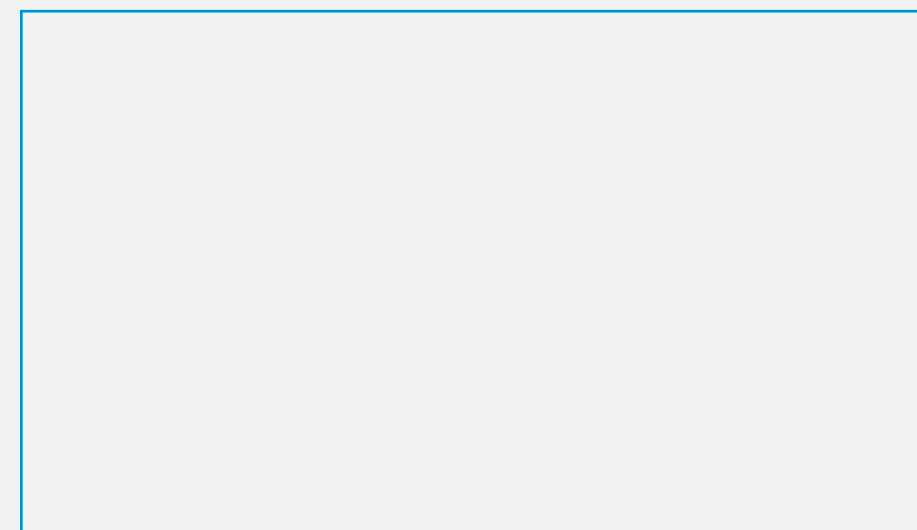
Schnall-Levin et al. Conserved microRNA targeting in Drosophila is as widespread in coding regions as in 3'UTRs. Proc Natl Acad Sci U S A. 2010 Sep 7;107(36):15751-6.

PMID 20729470



No Additional Documents Available

Comments & Additional Info



Plasmid # 473
Plasmid Name pActin-miR-6
Insert Name
Size of Insert (kilo-bases)
Vector Name pActin5C
Size of Vector 5400
Total Size
Antibiotic res. or selection marker in other species
Antibiotic res. in bacteria Ampicillin
Type of cloning
Restriction enzymes used for cloning
Concentration
Special growth conditions (e.g. E.coli host stain)
Internal/External Internal - NP
Received From M. Schnall-Levin
Generation Date June '11
Author M. Schnall-Levin
Available at Addgene (Link)
Addgene ID




Map Available




Publication

Schnall-Levin et al. Conserved microRNA targeting in Drosophila is as widespread in coding regions as in 3'UTRs. Proc Natl Acad Sci U S A. 2010 Sep 7;107(36):15751-6.

PMID 20729470



Comments & Additional Info




Plasmid # 474
Plasmid Name pActin-miR-8
Insert Name
Size of Insert (kilo-bases)
Vector Name pActin5C
Size of Vector 5400
Total Size
Antibiotic res. or selection marker in other species
Antibiotic res. in bacteria Ampicillin
Type of cloning
Restriction enzymes used for cloning
Concentration
Special growth conditions (e.g. E.coli host stain)
Internal/External Internal - NP
Received From M. Schnall-Levin
Generation Date June '11
Author M. Schnall-Levin
Available at Addgene (Link)
Addgene ID



No Map Available


Map Available



Publication

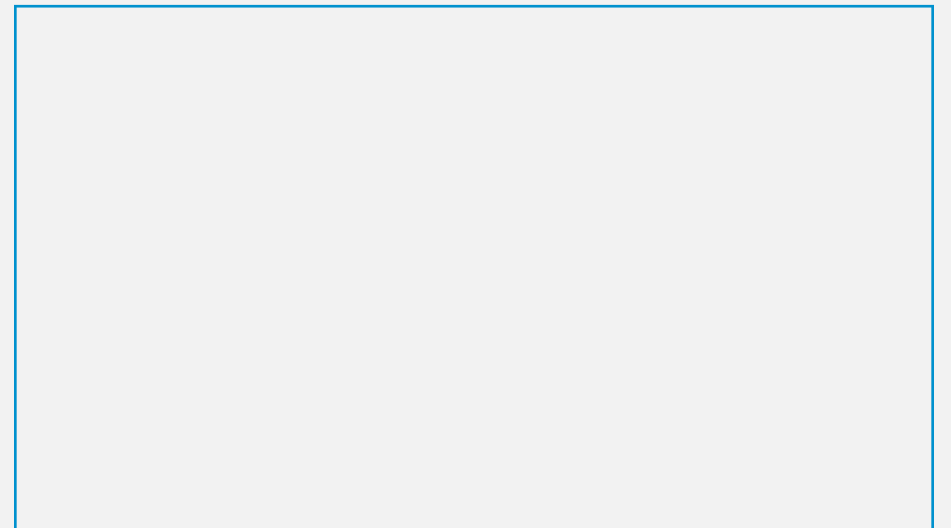
Schnall-Levin et al. Conserved microRNA targeting in Drosophila is as widespread in coding regions as in 3'UTRs. Proc Natl Acad Sci U S A. 2010 Sep 7;107(36):15751-6.

PMID 20729470



No Additional Documents Available

Comments & Additional Info




Plasmid # 475
Plasmid Name pActin-myc-Jaguar
Insert Name
Size of Insert (kilo-bases)
Vector Name pActin5C
Size of Vector 5400
Total Size
Antibiotic res. or selection marker in other species
Antibiotic res. in bacteria Ampicillin
Type of cloning
Restriction enzymes used for cloning
Concentration
Special growth conditions (e.g. E.coli host stain)
Internal/External Internal - NP
Received From M. Schnall-Levin
Generation Date June '11
Author M. Schnall-Levin
Available at Addgene (Link)
Addgene ID



No Map Available


Map Available



Publication

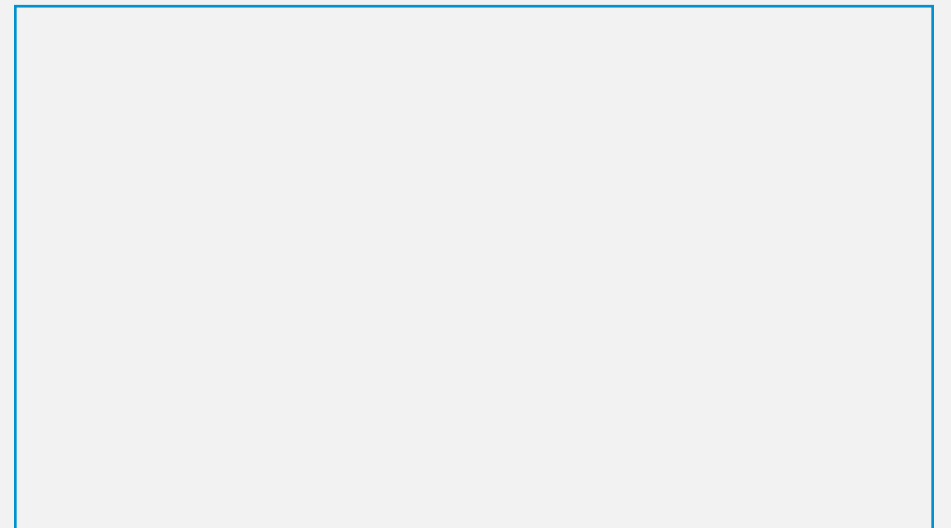
Schnall-Levin et al. Conserved microRNA targeting in Drosophila is as widespread in coding regions as in 3'UTRs. Proc Natl Acad Sci U S A. 2010 Sep 7;107(36):15751-6.

PMID 20729470



No Additional Documents Available


Comments & Additional Info



Plasmid # 476
Plasmid Name pActin-myc-Jaguar mutation 1
Insert Name
Size of Insert (kilo-bases)
Vector Name pActin5C
Size of Vector 5400
Total Size
Antibiotic res. or selection marker in other species
Antibiotic res. in bacteria Ampicillin
Type of cloning
Restriction enzymes used for cloning
Concentration
Special growth conditions (e.g. E.coli host stain)
Internal/External Internal - NP
Received From M. Schnall-Levin
Generation Date June '11
Author M. Schnall-Levin
Available at Addgene (Link)
Addgene ID




Map Available




Publication

Schnall-Levin et al. Conserved microRNA targeting in Drosophila is as widespread in coding regions as in 3'UTRs. Proc Natl Acad Sci U S A. 2010 Sep 7;107(36):15751-6.

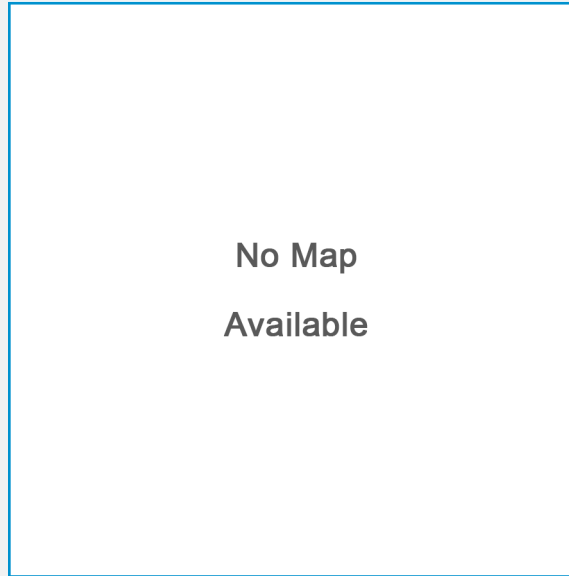
PMID 20729470



Comments & Additional Info



Plasmid # 477
Plasmid Name pActin-flag-Jaguar
Insert Name
Size of Insert (kilo-bases)
Vector Name pActin5C
Size of Vector 5400
Total Size
Antibiotic res. or selection marker in other species
Antibiotic res. in bacteria Ampicillin
Type of cloning
Restriction enzymes used for cloning
Concentration
Special growth conditions (e.g. E.coli host stain)
Internal/External Internal - NP
Received From M. Schnall-Levin
Generation Date June '11
Author M. Schnall-Levin
Available at Addgene (Link)
Addgene ID



No Map Available


Map Available



Publication

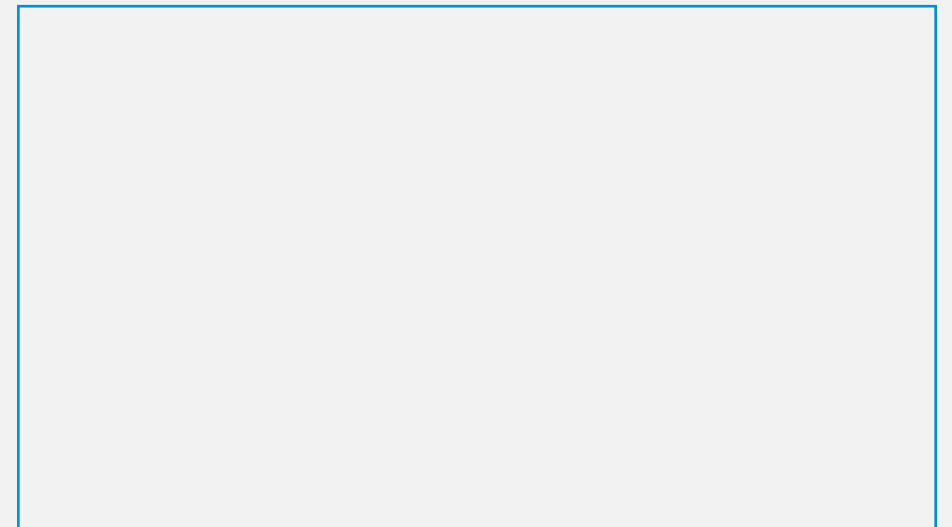
Schnall-Levin et al. Conserved microRNA targeting in Drosophila is as widespread in coding regions as in 3'UTRs. Proc Natl Acad Sci U S A. 2010 Sep 7;107(36):15751-6.

PMID 20729470



No Additional Documents Available

Comments & Additional Info



Plasmid # 478
Plasmid Name pActin-flag-Jaguar mutation 1
Insert Name
Size of Insert (kilo-bases)
Vector Name pActin5C
Size of Vector 5400
Total Size
Antibiotic res. or selection marker in other species
Antibiotic res. in bacteria Ampicillin
Type of cloning
Restriction enzymes used for cloning
Concentration
Special growth conditions (e.g. E.coli host stain)
Internal/External Internal - NP
Received From M. Schnall-Levin
Generation Date June '11
Author M. Schnall-Levin
Available at Addgene (Link)
Addgene ID




Map Available



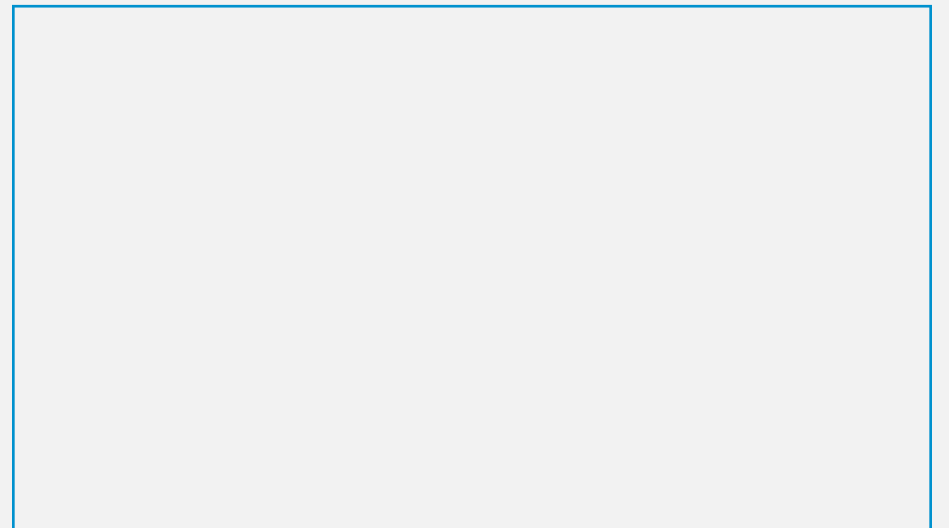
Publication

Schnall-Levin et al. Conserved microRNA targeting in Drosophila is as widespread in coding regions as in 3'UTRs. Proc Natl Acad Sci U S A. 2010 Sep 7;107(36):15751-6.

PMID 20729470




Comments & Additional Info



Plasmid # 479
Plasmid Name pActin-myc-Exp6
Insert Name
Size of Insert (kilo-bases)
Vector Name pActin5C
Size of Vector 5400
Total Size
Antibiotic res. or selection marker in other species
Antibiotic res. in bacteria Ampicillin
Type of cloning
Restriction enzymes used for cloning
Concentration
Special growth conditions (e.g. E.coli host stain)
Internal/External Internal - NP
Received From M. Schnall-Levin
Generation Date June '11
Author M. Schnall-Levin
Available at Addgene (Link)
Addgene ID




Map Available



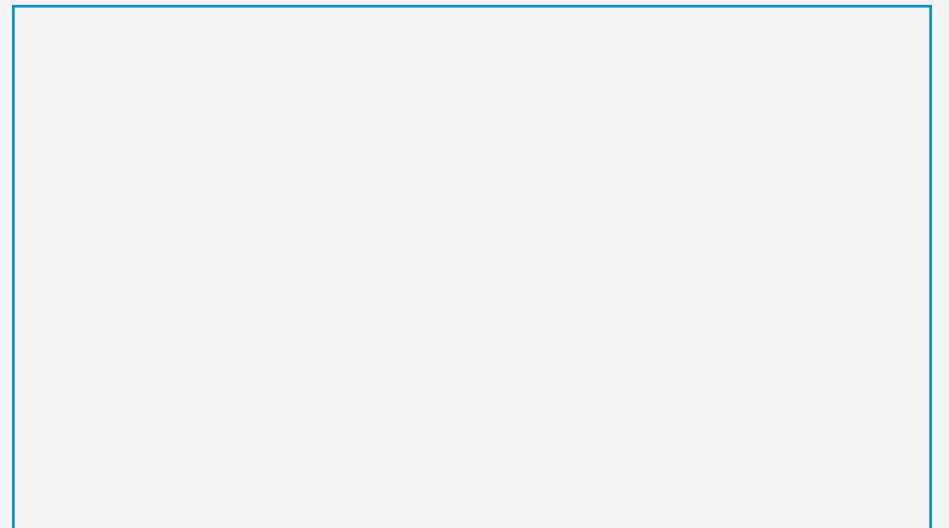
Publication

Schnall-Levin et al. Conserved microRNA targeting in Drosophila is as widespread in coding regions as in 3'UTRs. Proc Natl Acad Sci U S A. 2010 Sep 7;107(36):15751-6.

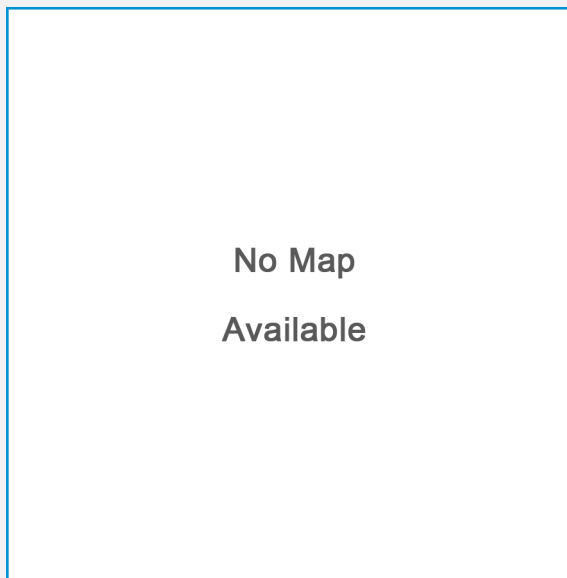
PMID 20729470



Comments & Additional Info



Plasmid # 480
Plasmid Name pActin-myc-Exp6 double mutation
Insert Name
Size of Insert (kilo-bases)
Vector Name pActin5C
Size of Vector 5400
Total Size
Antibiotic res. or selection marker in other species
Antibiotic res. in bacteria Ampicillin
Type of cloning
Restriction enzymes used for cloning
Concentration
Special growth conditions (e.g. E.coli host stain)
Internal/External Internal - NP
Received From M. Schnall-Levin
Generation Date June '11
Author M. Schnall-Levin
Available at Addgene (Link)
Addgene ID



Map Available




Publication

Schnall-Levin et al. Conserved microRNA targeting in Drosophila is as widespread in coding regions as in 3'UTRs. Proc Natl Acad Sci U S A. 2010 Sep 7;107(36):15751-6.

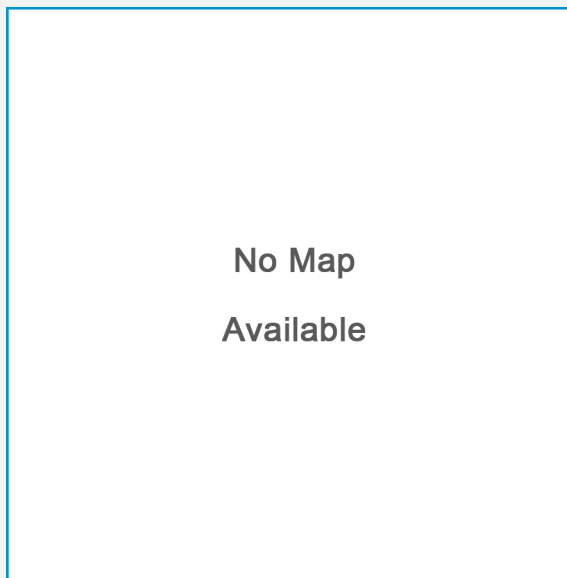
PMID 20729470



Comments & Additional Info



Plasmid # 481
Plasmid Name pActin-flag-Exp6
Insert Name
Size of Insert (kilo-bases)
Vector Name pActin5C
Size of Vector 5400
Total Size
Antibiotic res. or selection marker in other species
Antibiotic res. in bacteria Ampicillin
Type of cloning
Restriction enzymes used for cloning
Concentration
Special growth conditions (e.g. E.coli host stain)
Internal/External Internal - NP
Received From M. Schnall-Levin
Generation Date June '11
Author M. Schnall-Levin
Available at Addgene (Link)
Addgene ID



No Map Available

Map Available



Publication


Schnall-Levin et al. Conserved microRNA targeting in Drosophila is as widespread in coding regions as in 3'UTRs. Proc Natl Acad Sci U S A. 2010 Sep 7;107(36):15751-6.

PMID 20729470



No Additional Documents Available

Comments & Additional Info



Plasmid # 482
Plasmid Name pActin-flag-Exp6 mutation 1
Insert Name
Size of Insert (kilo-bases)
Vector Name pActin5C
Size of Vector 5400
Total Size
Antibiotic res. or selection marker in other species
Antibiotic res. in bacteria Ampicillin
Type of cloning
Restriction enzymes used for cloning
Concentration
Special growth conditions (e.g. E.coli host stain)
Internal/External Internal - NP
Received From M. Schnall-Levin
Generation Date June '11
Author M. Schnall-Levin
Available at Addgene (Link)
Addgene ID




Map Available




Publication

Schnall-Levin et al. Conserved microRNA targeting in Drosophila is as widespread in coding regions as in 3'UTRs. Proc Natl Acad Sci U S A. 2010 Sep 7;107(36):15751-6.

PMID 20729470




Comments & Additional Info



Plasmid # 483
Plasmid Name pActin-flag-Exp6 mutation 2
Insert Name
Size of Insert (kilo-bases)
Vector Name pActin5C
Size of Vector 5400
Total Size
Antibiotic res. or selection marker in other species
Antibiotic res. in bacteria Ampicillin
Type of cloning
Restriction enzymes used for cloning
Concentration
Special growth conditions (e.g. E.coli host stain)
Internal/External Internal - NP
Received From M. Schnall-Levin
Generation Date June '11
Author M. Schnall-Levin
Available at Addgene (Link)
Addgene ID




Map Available



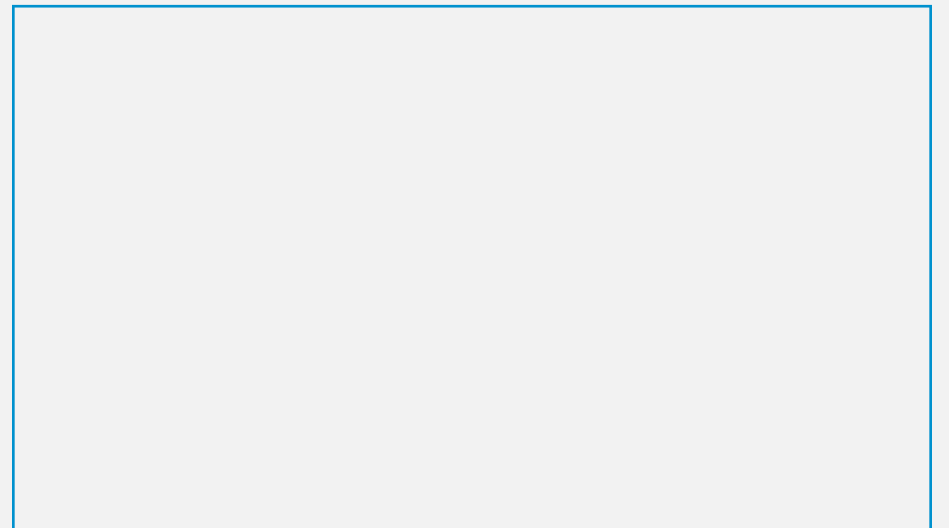
Publication

Schnall-Levin et al. Conserved microRNA targeting in Drosophila is as widespread in coding regions as in 3'UTRs. Proc Natl Acad Sci U S A. 2010 Sep 7;107(36):15751-6.

PMID 20729470



Comments & Additional Info



Plasmid # 484
Plasmid Name pActin-flag Exp6 mutations 1 and 2
Insert Name
Size of Insert (kilo-bases)
Vector Name pActin5C
Size of Vector 5400
Total Size
Antibiotic res. or selection marker in other species
Antibiotic res. in bacteria Ampicillin
Type of cloning
Restriction enzymes used for cloning
Concentration
Special growth conditions (e.g. E.coli host stain)
Internal/External Internal - NP
Received From M. Schnall-Levin
Generation Date June '11
Author M. Schnall-Levin
Available at Addgene (Link)
Addgene ID




Map Available




Publication

Schnall-Levin et al. Conserved microRNA targeting in Drosophila is as widespread in coding regions as in 3'UTRs. Proc Natl Acad Sci U S A. 2010 Sep 7;107(36):15751-6.

PMID 20729470




Comments & Additional Info



Plasmid # 485
Plasmid Name pActin-myc-CG11178
Insert Name
Size of Insert (kilo-bases)
Vector Name pActin5C
Size of Vector 5400
Total Size
Antibiotic res. or selection marker in other species
Antibiotic res. in bacteria Ampicillin
Type of cloning
Restriction enzymes used for cloning
Concentration
Special growth conditions (e.g. E.coli host stain)
Internal/External Internal - NP
Received From M. Schnall-Levin
Generation Date June '11
Author M. Schnall-Levin
Available at Addgene (Link)
Addgene ID




Map Available




Publication

Schnall-Levin et al. Conserved microRNA targeting in Drosophila is as widespread in coding regions as in 3'UTRs. Proc Natl Acad Sci U S A. 2010 Sep 7;107(36):15751-6.


PMID 20729470




Comments & Additional Info



Plasmid # 486
Plasmid Name pActin-myc-CG11178 mutation 1
Insert Name
Size of Insert (kilo-bases)
Vector Name pActin5C
Size of Vector 5400
Total Size
Antibiotic res. or selection marker in other species
Antibiotic res. in bacteria Ampicillin
Type of cloning
Restriction enzymes used for cloning
Concentration
Special growth conditions (e.g. E.coli host stain)
Internal/External Internal - NP
Received From M. Schnall-Levin
Generation Date June '11
Author M. Schnall-Levin
Available at Addgene (Link)
Addgene ID




Map Available



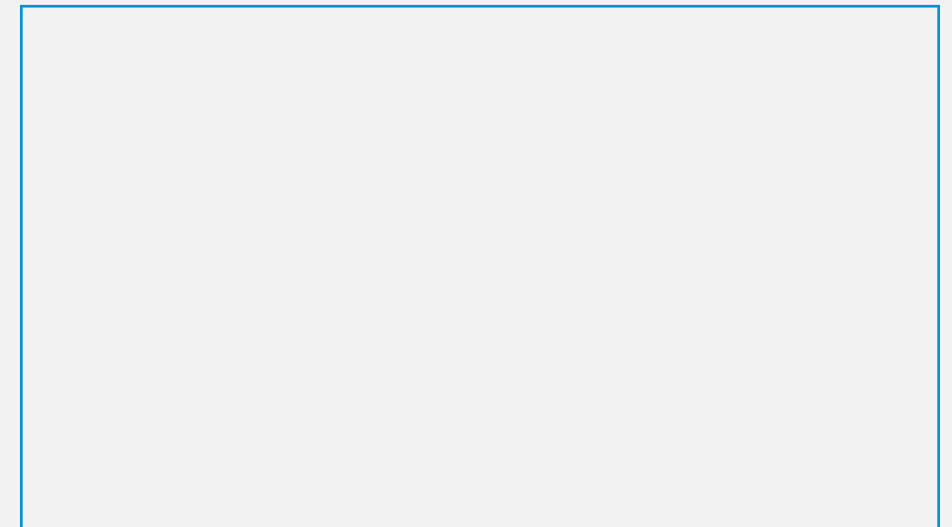
Publication

Schnall-Levin et al. Conserved microRNA targeting in Drosophila is as widespread in coding regions as in 3'UTRs. Proc Natl Acad Sci U S A. 2010 Sep 7;107(36):15751-6.

PMID 20729470



Comments & Additional Info



Plasmid # 487
Plasmid Name pActin-flag-CG11178
Insert Name
Size of Insert (kilo-bases)
Vector Name pActin5C
Size of Vector 5400
Total Size
Antibiotic res. or selection marker in other species
Antibiotic res. in bacteria Ampicillin
Type of cloning
Restriction enzymes used for cloning
Concentration
Special growth conditions (e.g. E.coli host stain)
Internal/External Internal - NP
Received From M. Schnall-Levin
Generation Date June '11
Author M. Schnall-Levin
Available at Addgene (Link)
Addgene ID



No Map Available


Map Available



Publication

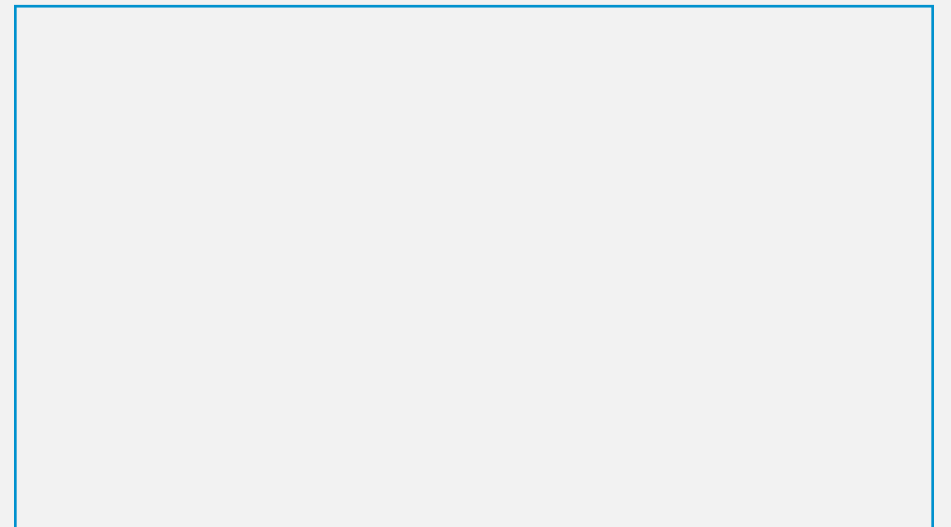
Schnall-Levin et al. Conserved microRNA targeting in Drosophila is as widespread in coding regions as in 3'UTRs. Proc Natl Acad Sci U S A. 2010 Sep 7;107(36):15751-6.

PMID 20729470

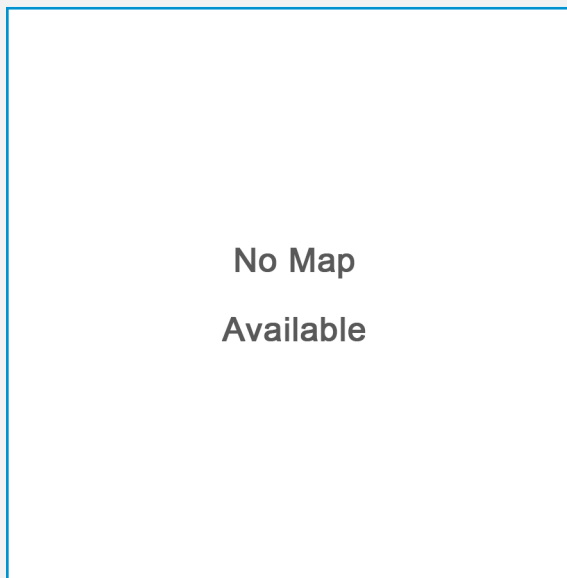


No Additional Documents Available

Comments & Additional Info



Plasmid # 488
Plasmid Name pActin-flag-CG11178 mutation 1
Insert Name
Size of Insert (kilo-bases)
Vector Name pActin5C
Size of Vector 5400
Total Size
Antibiotic res. or selection marker in other species
Antibiotic res. in bacteria Ampicillin
Type of cloning
Restriction enzymes used for cloning
Concentration
Special growth conditions (e.g. E.coli host stain)
Internal/External Internal - NP
Received From M. Schnall-Levin
Generation Date June '11
Author M. Schnall-Levin
Available at Addgene (Link)
Addgene ID



No Map Available

Map Available



Publication


Schnall-Levin et al. Conserved microRNA targeting in Drosophila is as widespread in coding regions as in 3'UTRs. Proc Natl Acad Sci U S A. 2010 Sep 7;107(36):15751-6.

PMID 20729470




No Additional Documents Available

Comments & Additional Info



Plasmid # 489
Plasmid Name pActin-myc-CG8494
Insert Name
Size of Insert (kilo-bases)
Vector Name pActin5C
Size of Vector 5400
Total Size
Antibiotic res. or selection marker in other species
Antibiotic res. in bacteria Ampicillin
Type of cloning
Restriction enzymes used for cloning
Concentration
Special growth conditions (e.g. E.coli host stain)
Internal/External Internal - NP
Received From M. Schnall-Levin
Generation Date June '11
Author M. Schnall-Levin
Available at Addgene (Link)
Addgene ID




Map Available



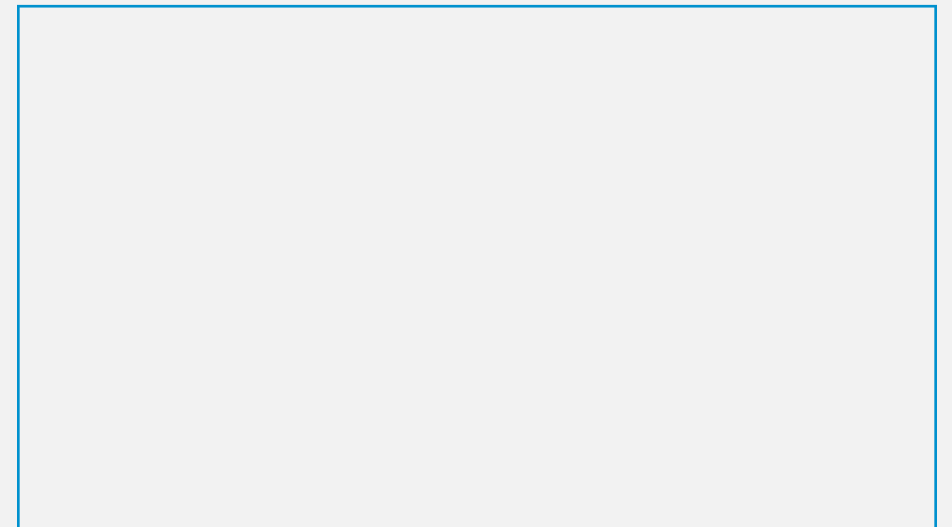
Publication

Schnall-Levin et al. Conserved microRNA targeting in Drosophila is as widespread in coding regions as in 3'UTRs. Proc Natl Acad Sci U S A. 2010 Sep 7;107(36):15751-6.

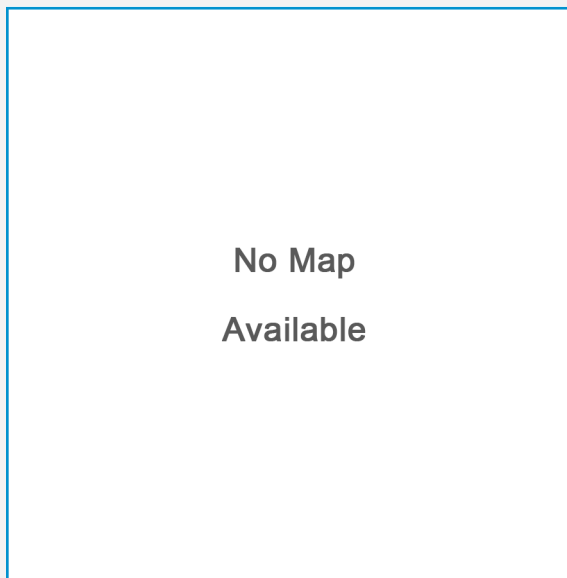
PMID 20729470



Comments & Additional Info



Plasmid # 490
Plasmid Name pActin-myc-CG8494 all 3 mutations
Insert Name
Size of Insert (kilo-bases)
Vector Name pActin5C
Size of Vector 5400
Total Size
Antibiotic res. or selection marker in other species
Antibiotic res. in bacteria Ampicillin
Type of cloning
Restriction enzymes used for cloning
Concentration
Special growth conditions (e.g. E.coli host stain)
Internal/External Internal - NP
Received From M. Schnall-Levin
Generation Date June '11
Author M. Schnall-Levin
Available at Addgene (Link)
Addgene ID



Map Available




Publication

Schnall-Levin et al. Conserved microRNA targeting in Drosophila is as widespread in coding regions as in 3'UTRs. Proc Natl Acad Sci U S A. 2010 Sep 7;107(36):15751-6.

PMID 20729470



Comments & Additional Info



Plasmid # 491
Plasmid Name pActin-flag-CG8494
Insert Name
Size of Insert (kilo-bases)
Vector Name pActin5C
Size of Vector 5400
Total Size
Antibiotic res. or selection marker in other species
Antibiotic res. in bacteria Ampicillin
Type of cloning
Restriction enzymes used for cloning
Concentration
Special growth conditions (e.g. E.coli host stain)
Internal/External Internal - NP
Received From M. Schnall-Levin
Generation Date June '11
Author M. Schnall-Levin
Available at Addgene (Link)
Addgene ID




Map Available



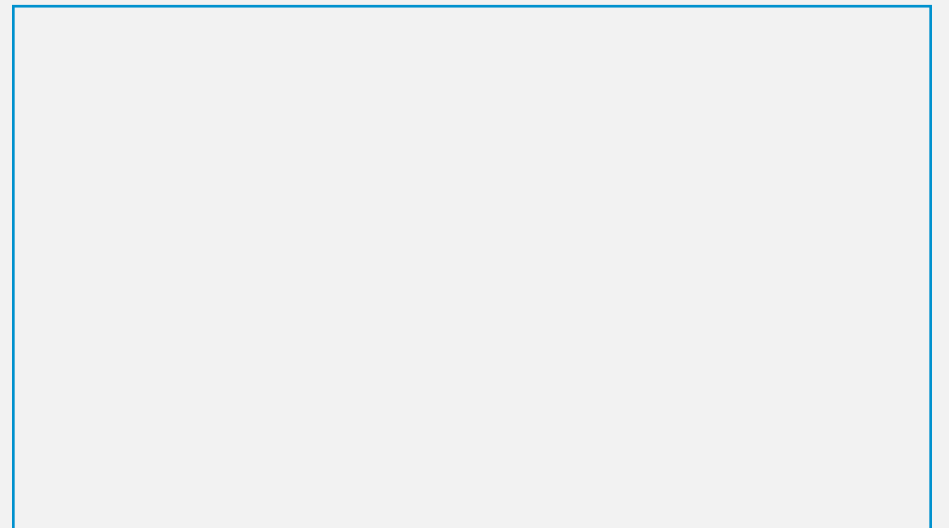
Publication

Schnall-Levin et al. Conserved microRNA targeting in Drosophila is as widespread in coding regions as in 3'UTRs. Proc Natl Acad Sci U S A. 2010 Sep 7;107(36):15751-6.

PMID 20729470




Comments & Additional Info



Plasmid # 492
Plasmid Name pActin-flag CG8494 mutation 1
Insert Name
Size of Insert (kilo-bases)
Vector Name pActin5C
Size of Vector 5400
Total Size
Antibiotic res. or selection marker in other species
Antibiotic res. in bacteria Ampicillin
Type of cloning
Restriction enzymes used for cloning
Concentration
Special growth conditions (e.g. E.coli host stain)
Internal/External Internal - NP
Received From M. Schnall-Levin
Generation Date June '11
Author M. Schnall-Levin
Available at Addgene (Link)
Addgene ID




Map Available



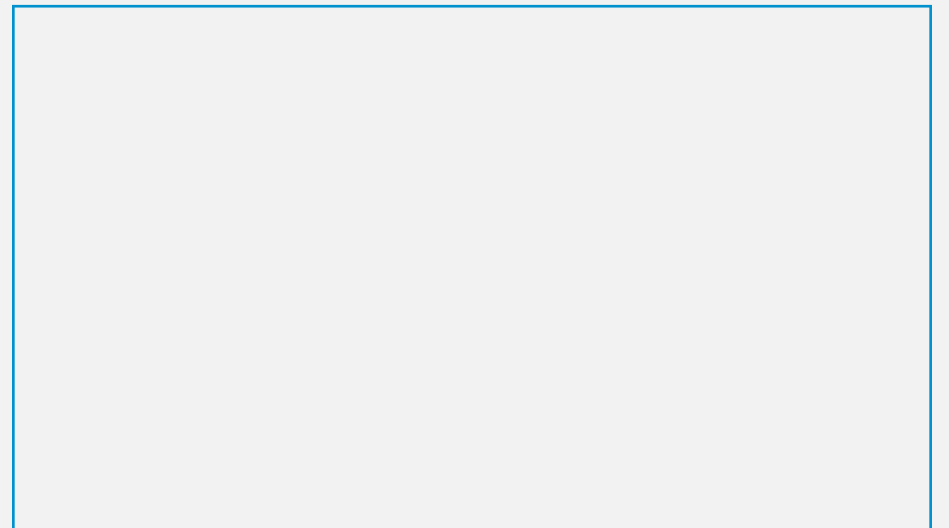
Publication

Schnall-Levin et al. Conserved microRNA targeting in Drosophila is as widespread in coding regions as in 3'UTRs. Proc Natl Acad Sci U S A. 2010 Sep 7;107(36):15751-6.

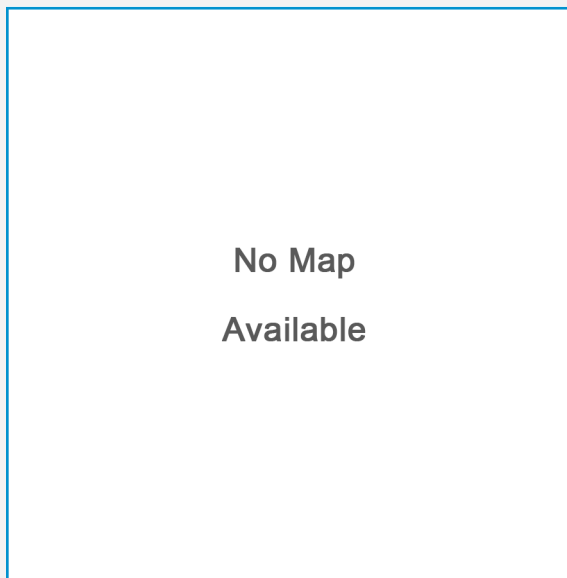
PMID 20729470



Comments & Additional Info



Plasmid # 493
Plasmid Name pActin-flag CG8494 mutation 2
Insert Name
Size of Insert (kilo-bases)
Vector Name pActin5C
Size of Vector 5400
Total Size
Antibiotic res. or selection marker in other species
Antibiotic res. in bacteria Ampicillin
Type of cloning
Restriction enzymes used for cloning
Concentration
Special growth conditions (e.g. E.coli host stain)
Internal/External Internal - NP
Received From M. Schnall-Levin
Generation Date June '11
Author M. Schnall-Levin
Available at Addgene (Link)
Addgene ID



Map Available




Publication

Schnall-Levin et al. Conserved microRNA targeting in Drosophila is as widespread in coding regions as in 3'UTRs. Proc Natl Acad Sci U S A. 2010 Sep 7;107(36):15751-6.

PMID 20729470



Comments & Additional Info



Plasmid # 494
Plasmid Name pActin-flag-CG8494 mutation 3
Insert Name
Size of Insert (kilo-bases)
Vector Name pActin5C
Size of Vector 5400
Total Size
Antibiotic res. or selection marker in other species
Antibiotic res. in bacteria Ampicillin
Type of cloning
Restriction enzymes used for cloning
Concentration
Special growth conditions (e.g. E.coli host stain)
Internal/External Internal - NP
Received From M. Schnall-Levin
Generation Date June '11
Author M. Schnall-Levin
Available at Addgene (Link)
Addgene ID




Map Available




Publication

Schnall-Levin et al. Conserved microRNA targeting in Drosophila is as widespread in coding regions as in 3'UTRs. Proc Natl Acad Sci U S A. 2010 Sep 7;107(36):15751-6.

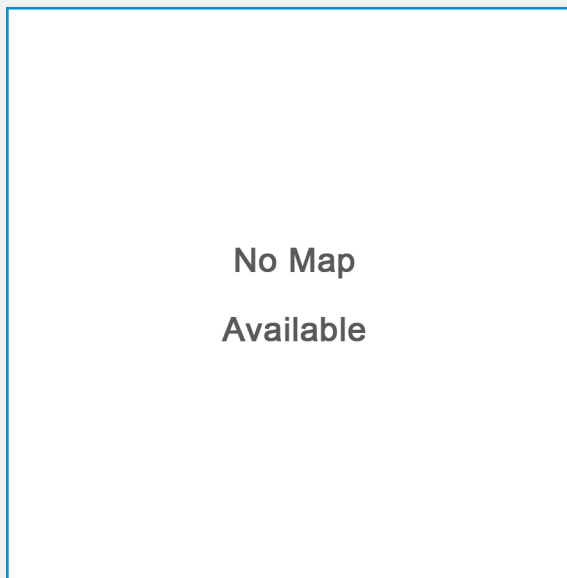
PMID 20729470



Comments & Additional Info



Plasmid # 495
Plasmid Name pActin-flag-CG8494 all 3 mutations
Insert Name
Size of Insert (kilo-bases)
Vector Name pActin5C
Size of Vector 5400
Total Size
Antibiotic res. or selection marker in other species
Antibiotic res. in bacteria Ampicillin
Type of cloning
Restriction enzymes used for cloning
Concentration
Special growth conditions (e.g. E.coli host stain)
Internal/External Internal - NP
Received From M. Schnall-Levin
Generation Date June '11
Author M. Schnall-Levin
Available at Addgene (Link)
Addgene ID



Map Available




Publication

Schnall-Levin et al. Conserved microRNA targeting in Drosophila is as widespread in coding regions as in 3'UTRs. Proc Natl Acad Sci U S A. 2010 Sep 7;107(36):15751-6.

PMID 20729470




Comments & Additional Info



Plasmid # 496
Plasmid Name pActin-flag-CG8494 mutations 1 and 2
Insert Name
Size of Insert (kilo-bases)
Vector Name pActin5C
Size of Vector 5400
Total Size
Antibiotic res. or selection marker in other species
Antibiotic res. in bacteria Ampicillin
Type of cloning
Restriction enzymes used for cloning
Concentration
Special growth conditions (e.g. E.coli host stain)
Internal/External Internal - NP
Received From M. Schnall-Levin
Generation Date June '11
Author M. Schnall-Levin
Available at Addgene (Link)
Addgene ID




Map Available



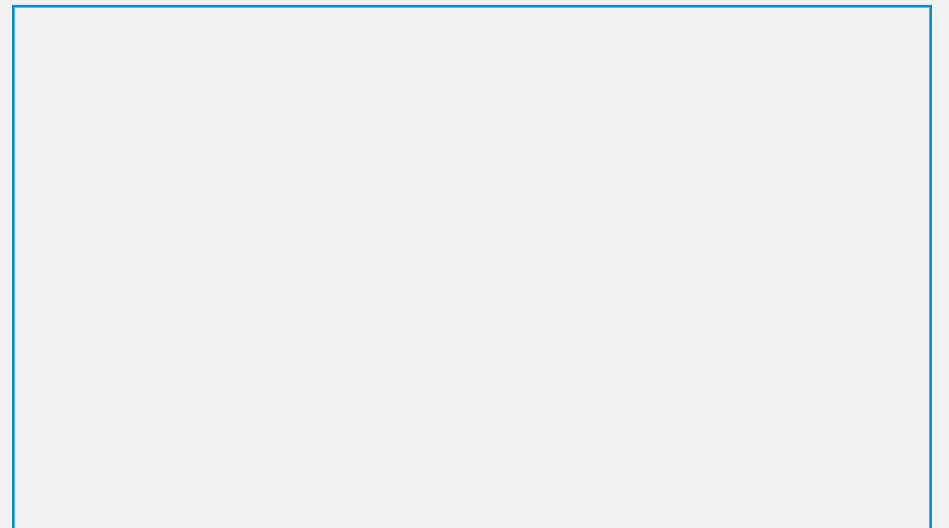
Publication

Schnall-Levin et al. Conserved microRNA targeting in Drosophila is as widespread in coding regions as in 3'UTRs. Proc Natl Acad Sci U S A. 2010 Sep 7;107(36):15751-6.

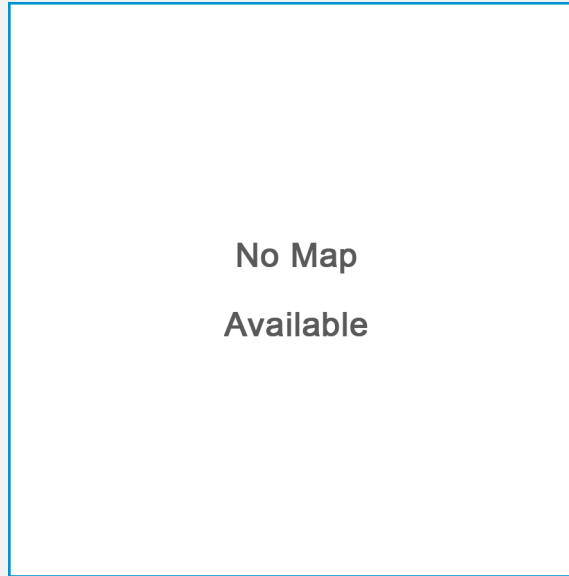
PMID 20729470



Comments & Additional Info



Plasmid # 497
Plasmid Name pActin-flag-CG8494 mutations 1 and 3
Insert Name
Size of Insert (kilo-bases)
Vector Name pActin5C
Size of Vector 5400
Total Size
Antibiotic res. or selection marker in other species
Antibiotic res. in bacteria Ampicillin
Type of cloning
Restriction enzymes used for cloning
Concentration
Special growth conditions (e.g. E.coli host stain)
Internal/External Internal - NP
Received From M. Schnall-Levin
Generation Date June '11
Author M. Schnall-Levin
Available at Addgene (Link)
Addgene ID




Map Available



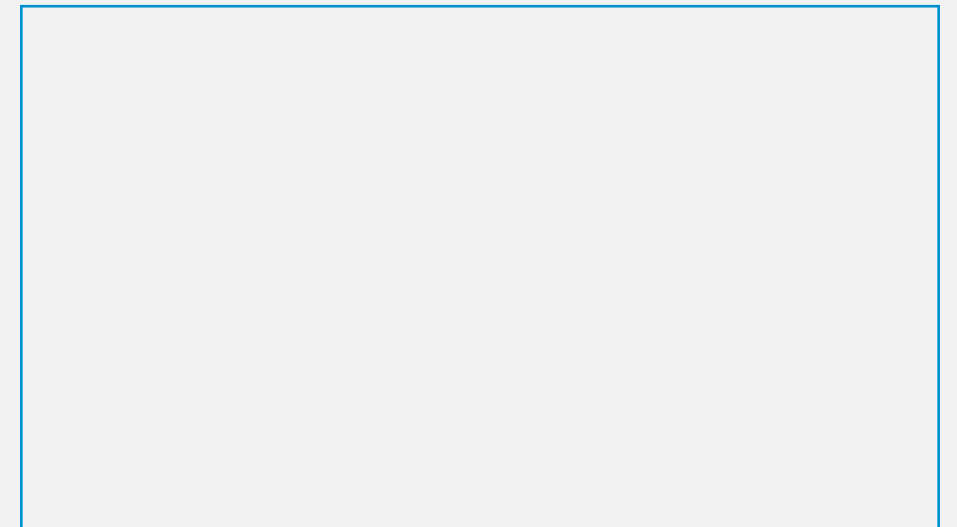
Publication

Schnall-Levin et al. Conserved microRNA targeting in Drosophila is as widespread in coding regions as in 3'UTRs. Proc Natl Acad Sci U S A. 2010 Sep 7;107(36):15751-6.

PMID 20729470



Comments & Additional Info




Plasmid # 498
Plasmid Name pActin-flag-CG8494 mutations 2 and 3
Insert Name
Size of Insert (kilo-bases)
Vector Name pActin5C
Size of Vector 5400
Total Size
Antibiotic res. or selection marker in other species
Antibiotic res. in bacteria Ampicillin
Type of cloning
Restriction enzymes used for cloning
Concentration
Special growth conditions (e.g. E.coli host stain)
Internal/External Internal - NP
Received From M. Schnall-Levin
Generation Date June '11
Author M. Schnall-Levin
Available at Addgene (Link)
Addgene ID



No Map Available


Map Available



Publication

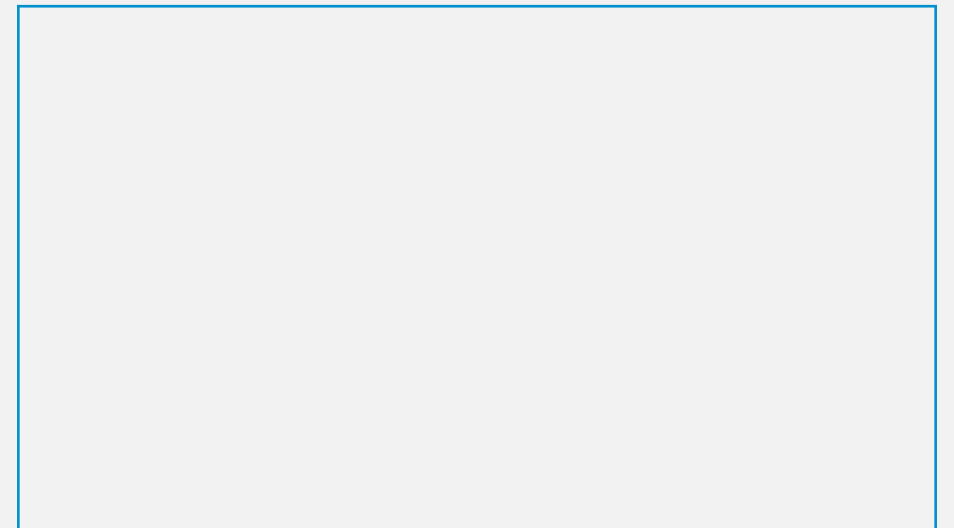
Schnall-Levin et al. Conserved microRNA targeting in Drosophila is as widespread in coding regions as in 3'UTRs. Proc Natl Acad Sci U S A. 2010 Sep 7;107(36):15751-6.

PMID 20729470

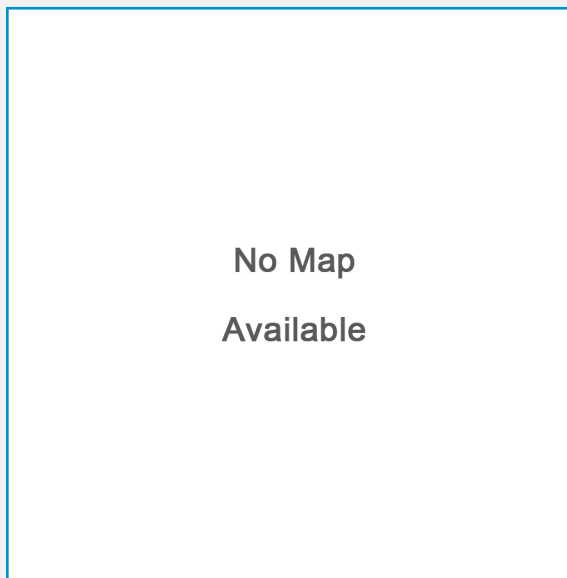


No Additional Documents Available

Comments & Additional Info



Plasmid # 499
Plasmid Name pActin-myc-Smaug
Insert Name
Size of Insert (kilo-bases)
Vector Name pActin5C
Size of Vector 5400
Total Size
Antibiotic res. or selection marker in other species
Antibiotic res. in bacteria Ampicillin
Type of cloning
Restriction enzymes used for cloning
Concentration
Special growth conditions (e.g. E.coli host stain)
Internal/External Internal - NP
Received From M. Schnall-Levin
Generation Date June '11
Author M. Schnall-Levin
Available at Addgene (Link)
Addgene ID



Map Available




Publication

Schnall-Levin et al. Conserved microRNA targeting in Drosophila is as widespread in coding regions as in 3'UTRs. Proc Natl Acad Sci U S A. 2010 Sep 7;107(36):15751-6.

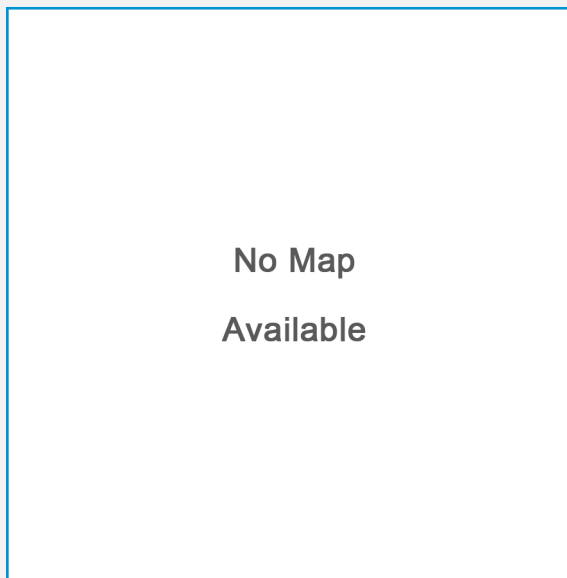
PMID 20729470



Comments & Additional Info



Plasmid #	500
Plasmid Name	pActin-myc-Smaug mutation 1
Insert Name	
Size of Insert (kilo-bases)	
Vector Name	pActin5C
Size of Vector	5400
Total Size	
Antibiotic res. or selection marker in other species	
Antibiotic res. in bacteria	Ampicillin
Type of cloning	
Restriction enzymes used for cloning	
Concentration	
Special growth conditions (e.g. E.coli host stain)	
Internal/External	Internal - NP
Received From	M. Schnall-Levin
Generation Date	June '11
Author	M. Schnall-Levin
Available at Addgene (Link)	
Addgene ID	



Map Available




Publication

Schnall-Levin et al. Conserved microRNA targeting in Drosophila is as widespread in coding regions as in 3'UTRs. Proc Natl Acad Sci U S A. 2010 Sep 7;107(36):15751-6.

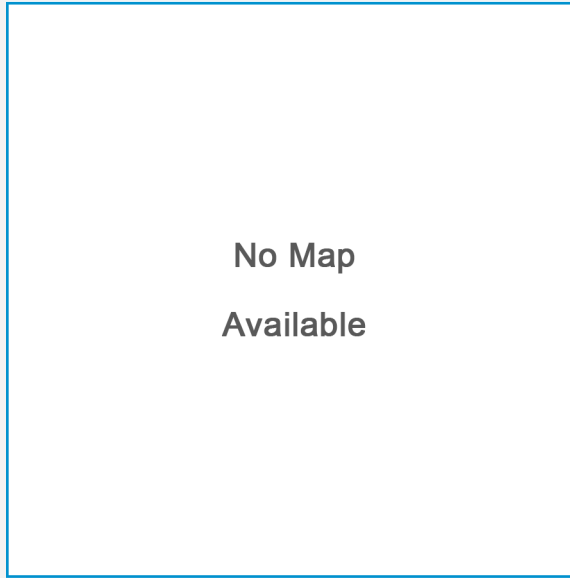
PMID 20729470



Comments & Additional Info



Plasmid # 501
Plasmid Name pActin-flag-Smaug
Insert Name
Size of Insert (kilo-bases)
Vector Name pActin5C
Size of Vector 5400
Total Size
Antibiotic res. or selection marker in other species
Antibiotic res. in bacteria Ampicillin
Type of cloning
Restriction enzymes used for cloning
Concentration
Special growth conditions (e.g. E.coli host stain)
Internal/External Internal - NP
Received From M. Schnall-Levin
Generation Date June '11
Author M. Schnall-Levin
Available at Addgene (Link)
Addgene ID



No Map Available


Map Available



Publication

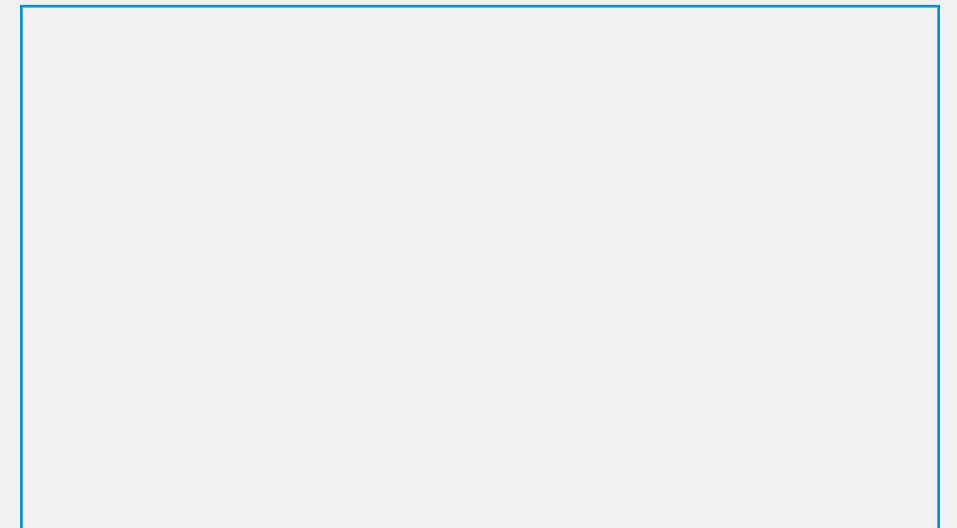
Schnall-Levin et al. Conserved microRNA targeting in Drosophila is as widespread in coding regions as in 3'UTRs. Proc Natl Acad Sci U S A. 2010 Sep 7;107(36):15751-6.

PMID 20729470



No Additional Documents Available


Comments & Additional Info



Plasmid # 502
Plasmid Name pActin-flag-Smaug mutation 1
Insert Name
Size of Insert (kilo-bases)
Vector Name pActin5C
Size of Vector 5400
Total Size
Antibiotic res. or selection marker in other species
Antibiotic res. in bacteria Ampicillin
Type of cloning
Restriction enzymes used for cloning
Concentration
Special growth conditions (e.g. E.coli host stain)
Internal/External Internal - NP
Received From M. Schnall-Levin
Generation Date June '11
Author M. Schnall-Levin
Available at Addgene (Link)
Addgene ID




Map Available




Publication

Schnall-Levin et al. Conserved microRNA targeting in Drosophila is as widespread in coding regions as in 3'UTRs. Proc Natl Acad Sci U S A. 2010 Sep 7;107(36):15751-6.

PMID 20729470



Comments & Additional Info



Plasmid # 503
Plasmid Name pActin-myc-Arp87c
Insert Name
Size of Insert (kilo-bases)
Vector Name pActin5C
Size of Vector 5400
Total Size
Antibiotic res. or selection marker in other species
Antibiotic res. in bacteria Ampicillin
Type of cloning
Restriction enzymes used for cloning
Concentration
Special growth conditions (e.g. E.coli host stain)
Internal/External Internal - NP
Received From M. Schnall-Levin
Generation Date June '11
Author M. Schnall-Levin
Available at Addgene (Link)
Addgene ID




Map Available




Publication

Schnall-Levin et al. Conserved microRNA targeting in Drosophila is as widespread in coding regions as in 3'UTRs. Proc Natl Acad Sci U S A. 2010 Sep 7;107(36):15751-6.

PMID 20729470




Comments & Additional Info



Plasmid # 504
Plasmid Name pActin-myc-Arp87c mutation 1
Insert Name
Size of Insert (kilo-bases)
Vector Name pActin5C
Size of Vector 5400
Total Size
Antibiotic res. or selection marker in other species
Antibiotic res. in bacteria Ampicillin
Type of cloning
Restriction enzymes used for cloning
Concentration
Special growth conditions (e.g. E.coli host stain)
Internal/External Internal - NP
Received From M. Schnall-Levin
Generation Date June '11
Author M. Schnall-Levin
Available at Addgene (Link)
Addgene ID




Map Available




Publication

Schnall-Levin et al. Conserved microRNA targeting in Drosophila is as widespread in coding regions as in 3'UTRs. Proc Natl Acad Sci U S A. 2010 Sep 7;107(36):15751-6.

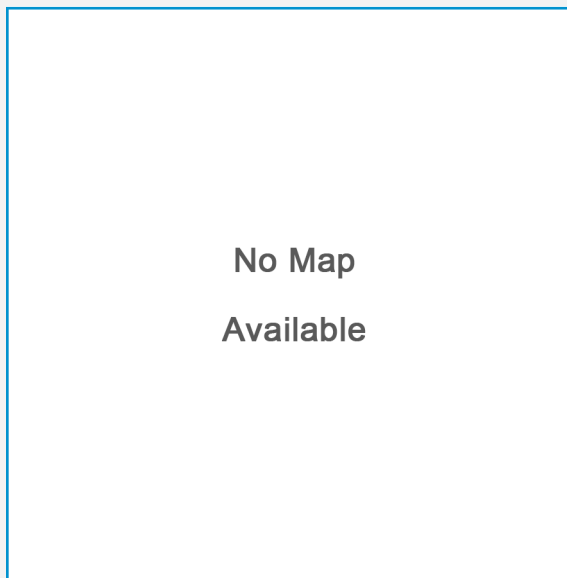
PMID 20729470



Comments & Additional Info



Plasmid # 505
Plasmid Name pActin-myc-Arp87c mutation 2
Insert Name
Size of Insert (kilo-bases)
Vector Name pActin5C
Size of Vector 5400
Total Size
Antibiotic res. or selection marker in other species
Antibiotic res. in bacteria Ampicillin
Type of cloning
Restriction enzymes used for cloning
Concentration
Special growth conditions (e.g. E.coli host stain)
Internal/External Internal - NP
Received From M. Schnall-Levin
Generation Date June '11
Author M. Schnall-Levin
Available at Addgene (Link)
Addgene ID



Map Available




Publication

Schnall-Levin et al. Conserved microRNA targeting in Drosophila is as widespread in coding regions as in 3'UTRs. Proc Natl Acad Sci U S A. 2010 Sep 7;107(36):15751-6.

PMID 20729470



Comments & Additional Info



Plasmid #	506
Plasmid Name	pActin-myc-Arp87c mutations 1 and 2
Insert Name	
Size of Insert (kilo-bases)	
Vector Name	pActin5C
Size of Vector	5400
Total Size	
Antibiotic res. or selection marker in other species	
Antibiotic res. in bacteria	Ampicillin
Type of cloning	
Restriction enzymes used for cloning	
Concentration	
Special growth conditions (e.g. E.coli host stain)	
Internal/External	Internal - NP
Received From	M. Schnall-Levin
Generation Date	June '11
Author	M. Schnall-Levin
Available at Addgene (Link)	
Addgene ID	




Map Available




Publication

Schnall-Levin et al. Conserved microRNA targeting in Drosophila is as widespread in coding regions as in 3'UTRs. Proc Natl Acad Sci U S A. 2010 Sep 7;107(36):15751-6.

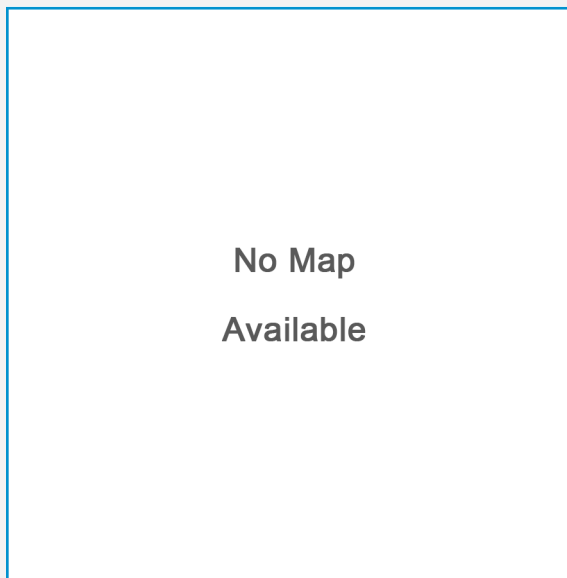
PMID 20729470



Comments & Additional Info



Plasmid # 507
Plasmid Name pActin-flag-Arp87c
Insert Name
Size of Insert (kilo-bases)
Vector Name pActin5C
Size of Vector 5400
Total Size
Antibiotic res. or selection marker in other species
Antibiotic res. in bacteria Ampicillin
Type of cloning
Restriction enzymes used for cloning
Concentration
Special growth conditions (e.g. E.coli host stain)
Internal/External Internal - NP
Received From M. Schnall-Levin
Generation Date June '11
Author M. Schnall-Levin
Available at Addgene (Link)
Addgene ID



No Map Available

Map Available



Publication


Schnall-Levin et al. Conserved microRNA targeting in Drosophila is as widespread in coding regions as in 3'UTRs. Proc Natl Acad Sci U S A. 2010 Sep 7;107(36):15751-6.

PMID 20729470



No Additional Documents Available

Comments & Additional Info




Plasmid # 508
Plasmid Name pActin-flag-Arp87c mutation 1
Insert Name
Size of Insert (kilo-bases)
Vector Name pActin5C
Size of Vector 5400
Total Size
Antibiotic res. or selection marker in other species
Antibiotic res. in bacteria Ampicillin
Type of cloning
Restriction enzymes used for cloning
Concentration
Special growth conditions (e.g. E.coli host stain)
Internal/External Internal - NP
Received From M. Schnall-Levin
Generation Date June '11
Author M. Schnall-Levin
Available at Addgene (Link)
Addgene ID



No Map Available


Map Available



Publication

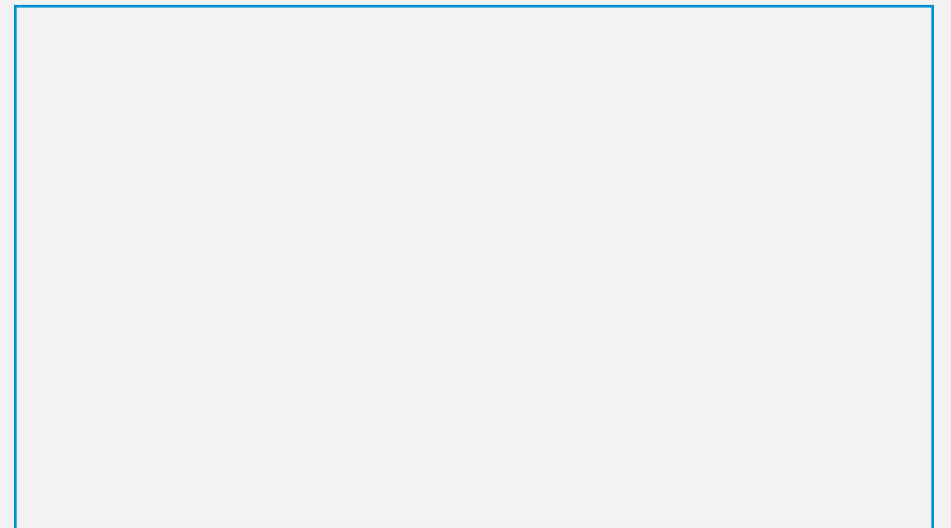
Schnall-Levin et al. Conserved microRNA targeting in Drosophila is as widespread in coding regions as in 3'UTRs. Proc Natl Acad Sci U S A. 2010 Sep 7;107(36):15751-6.

PMID 20729470

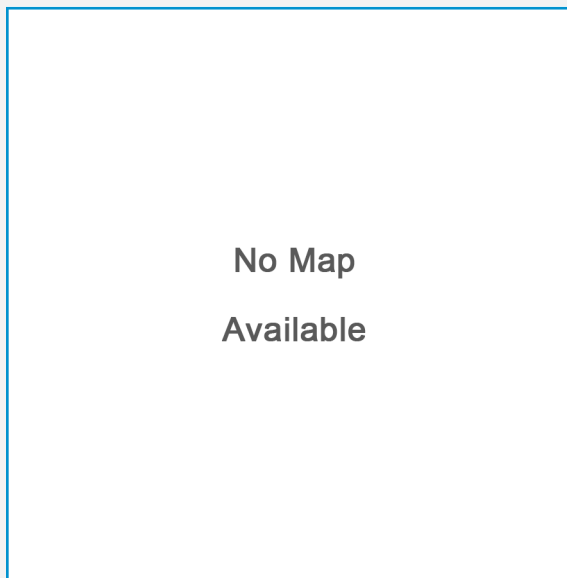


No Additional Documents Available

Comments & Additional Info



Plasmid # 509
Plasmid Name pActin-flag-Arp87c mutation 2
Insert Name
Size of Insert (kilo-bases)
Vector Name pActin5C
Size of Vector 5400
Total Size
Antibiotic res. or selection marker in other species
Antibiotic res. in bacteria Ampicillin
Type of cloning
Restriction enzymes used for cloning
Concentration
Special growth conditions (e.g. E.coli host stain)
Internal/External Internal - NP
Received From M. Schnall-Levin
Generation Date June '11
Author M. Schnall-Levin
Available at Addgene (Link)
Addgene ID



Map Available




Publication

Schnall-Levin et al. Conserved microRNA targeting in Drosophila is as widespread in coding regions as in 3'UTRs. Proc Natl Acad Sci U S A. 2010 Sep 7;107(36):15751-6.

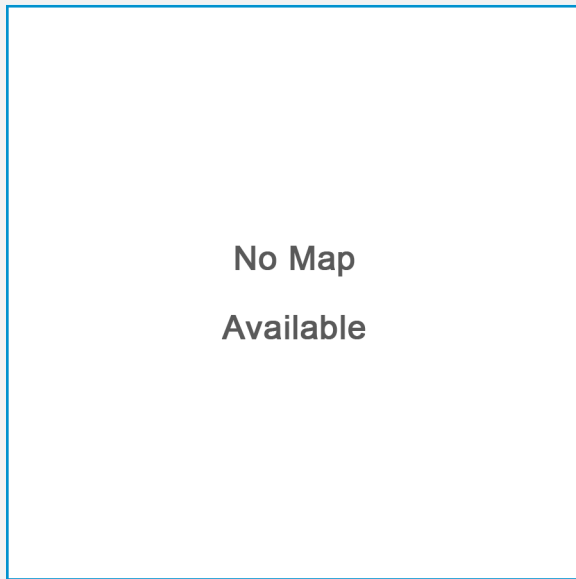
PMID 20729470



Comments & Additional Info



Plasmid # 510
Plasmid Name pActin-flag-Arp87c mutations 1 and 2
Insert Name
Size of Insert (kilo-bases)
Vector Name pActin5C
Size of Vector 5400
Total Size
Antibiotic res. or selection marker in other species
Antibiotic res. in bacteria Ampicillin
Type of cloning
Restriction enzymes used for cloning
Concentration
Special growth conditions (e.g. E.coli host stain)
Internal/External Internal - NP
Received From M. Schnall-Levin
Generation Date June '11
Author M. Schnall-Levin
Available at Addgene (Link)
Addgene ID




Map Available



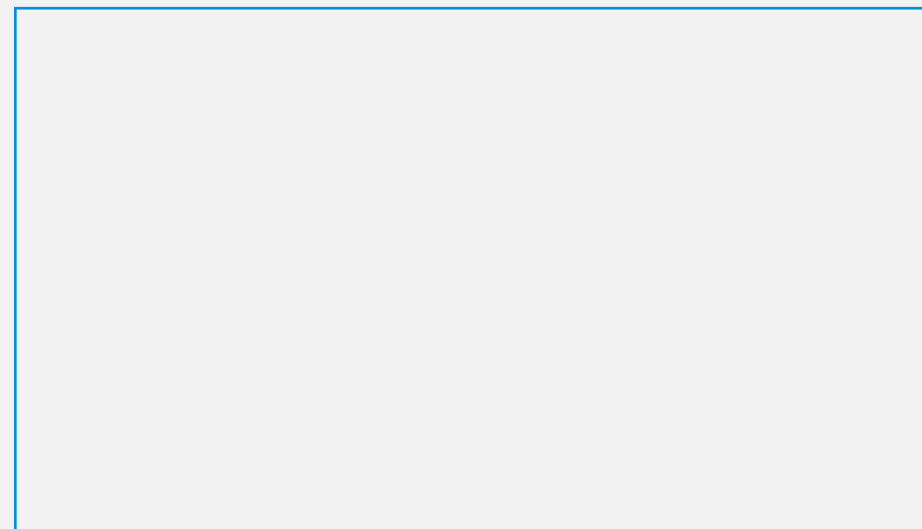
Publication

Schnall-Levin et al. Conserved microRNA targeting in Drosophila is as widespread in coding regions as in 3'UTRs. Proc Natl Acad Sci U S A. 2010 Sep 7;107(36):15751-6.

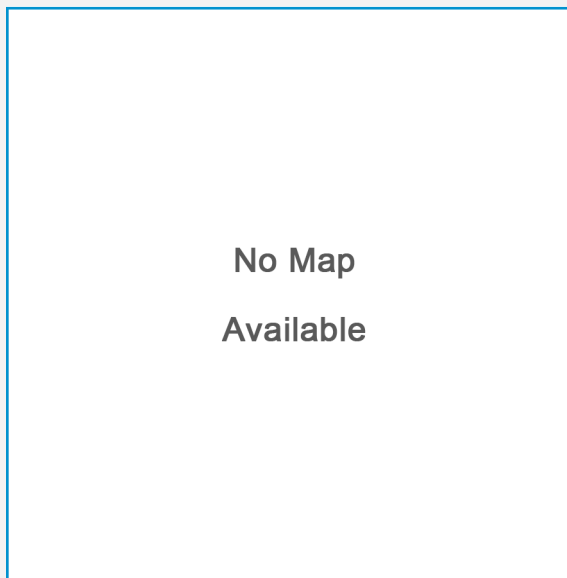
PMID 20729470



Comments & Additional Info



Plasmid # 511
Plasmid Name pGEX-47-1-Tn1
Insert Name
Size of Insert (kilo-bases)
Vector Name pActin5C
Size of Vector 5400
Total Size
Antibiotic res. or selection marker in other species
Antibiotic res. in bacteria Ampicillin
Type of cloning
Restriction enzymes used for cloning
Concentration
Special growth conditions (e.g. E.coli host stain)
Internal/External Internal - NP
Received From Y. Rui
Generation Date Oct. '11
Author Y. Rui
Available at Addgene (Link)
Addgene ID



Map Available




Publication

Schnall-Levin et al. Conserved microRNA targeting in Drosophila is as widespread in coding regions as in 3'UTRs. Proc Natl Acad Sci U S A. 2010 Sep 7;107(36):15751-6.

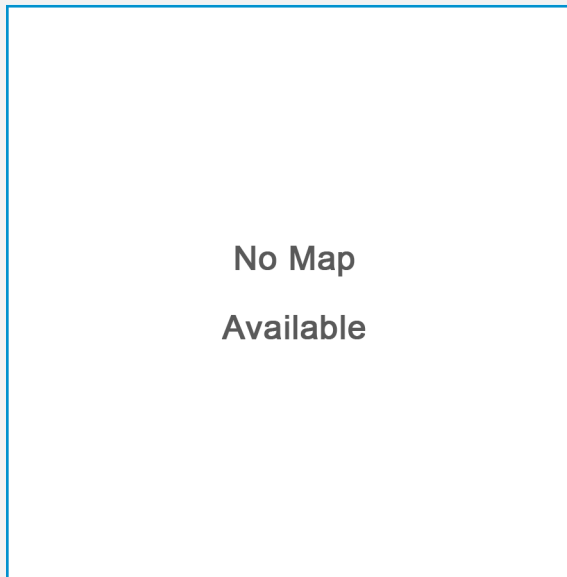
PMID 20729470



Comments & Additional Info



Plasmid # 512
Plasmid Name pUAST-hHtt exon1-Qp23-eGFP
Insert Name
Size of Insert (kilo-bases)
Vector Name pUAST
Size of Vector 8904
Total Size
Antibiotic res. or selection marker in other species
Antibiotic res. in bacteria Ampicillin
Type of cloning
Restriction enzymes used for cloning
Concentration
Special growth conditions (e.g. E.coli host stain)
Internal/External Internal - NP
Received From S. Zhang
Generation Date 10/1/2011
Author S. Zhang
Available at Addgene (Link)
Addgene ID



Map Available




Publication

Zhang et al. A genomewide RNA interference screen for modifiers of aggregates formation by mutant Huntingtin in Drosophila. *Genetics*. 2010 Apr;184(4):1165-79.

PMID 20100940



Comments & Additional Info



Plasmid # 513
Plasmid Name pUAST-hHtt exon1-Qp46-eGFP
Insert Name
Size of Insert (kilo-bases)
Vector Name pUAST
Size of Vector 8904
Total Size
Antibiotic res. or selection marker in other species
Antibiotic res. in bacteria Ampicillin
Type of cloning
Restriction enzymes used for cloning
Concentration
Special growth conditions (e.g. E.coli host stain)
Internal/External Internal - NP
Received From S. Zhang
Generation Date 10/1/2011
Author S. Zhang
Available at Addgene (Link)
Addgene ID




Map Available




Publication

Zhang et al. A genomewide RNA interference screen for modifiers of aggregates formation by mutant Huntingtin in Drosophila. *Genetics*. 2010 Apr;184(4):1165-79.

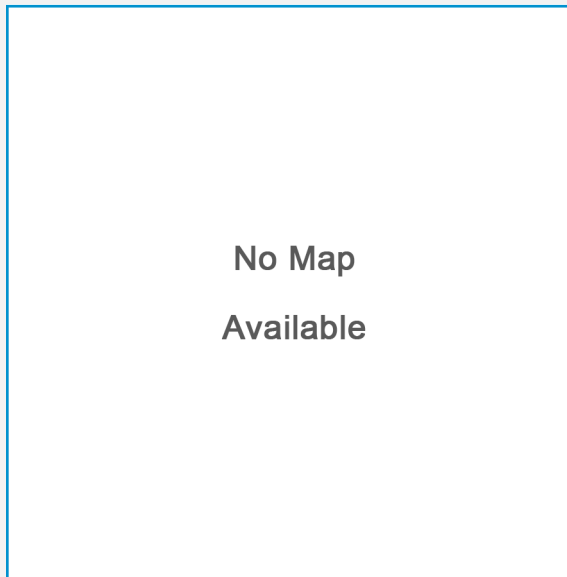
PMID 20100940



Comments & Additional Info



Plasmid # 514
Plasmid Name pUAST-hHtt exon1-Qp72-eGFP
Insert Name
Size of Insert (kilo-bases)
Vector Name pUAST
Size of Vector 8904
Total Size
Antibiotic res. or selection marker in other species
Antibiotic res. in bacteria Ampicillin
Type of cloning
Restriction enzymes used for cloning
Concentration
Special growth conditions (e.g. E.coli host stain)
Internal/External Internal - NP
Received From S. Zhang
Generation Date 10/1/2011
Author S. Zhang
Available at Addgene (Link)
Addgene ID



Map Available




Publication

Zhang et al. A genomewide RNA interference screen for modifiers of aggregates formation by mutant Huntingtin in Drosophila. *Genetics*. 2010 Apr;184(4):1165-79.

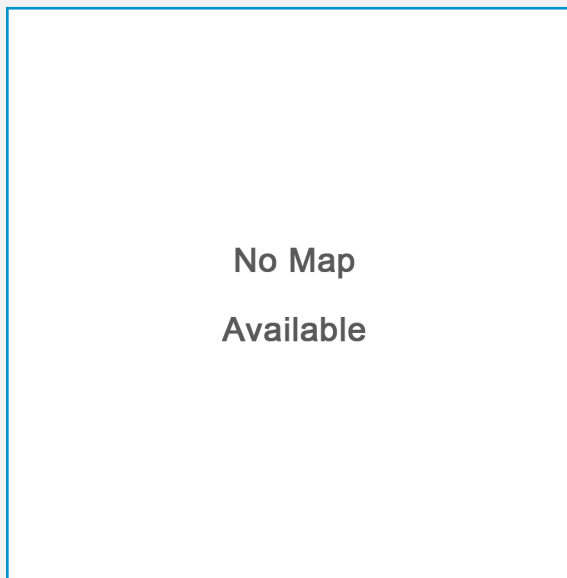
PMID 20100940



Comments & Additional Info



Plasmid # 515
Plasmid Name pUAST-hHtt exon1-Qp103-eGFP
Insert Name
Size of Insert (kilo-bases)
Vector Name pUAST
Size of Vector 8904
Total Size
Antibiotic res. or selection marker in other species
Antibiotic res. in bacteria Ampicillin
Type of cloning
Restriction enzymes used for cloning
Concentration
Special growth conditions (e.g. E.coli host stain)
Internal/External Internal - NP
Received From S. Zhang
Generation Date 10/1/2011
Author S. Zhang
Available at Addgene (Link)
Addgene ID



Map Available




Publication

Zhang et al. A genomewide RNA interference screen for modifiers of aggregates formation by mutant Huntingtin in Drosophila. *Genetics*. 2010 Apr;184(4):1165-79.

PMID 20100940




Comments & Additional Info



Plasmid # 516
Plasmid Name pMK33-hHtt exon1-Qp23-eGFP
Insert Name
Size of Insert (kilo-bases)
Vector Name pMK33
Size of Vector 4100
Total Size
Antibiotic res. or selection marker in other species
Antibiotic res. in bacteria Ampicillin
Type of cloning
Restriction enzymes used for cloning
Concentration
Special growth conditions (e.g. E.coli host stain)
Internal/External Internal - NP
Received From S. Zhang
Generation Date 10/1/2011
Author S. Zhang
Available at Addgene (Link)
Addgene ID




Map Available




Publication

Zhang et al. A genomewide RNA interference screen for modifiers of aggregates formation by mutant Huntingtin in Drosophila. *Genetics*. 2010 Apr;184(4):1165-79.

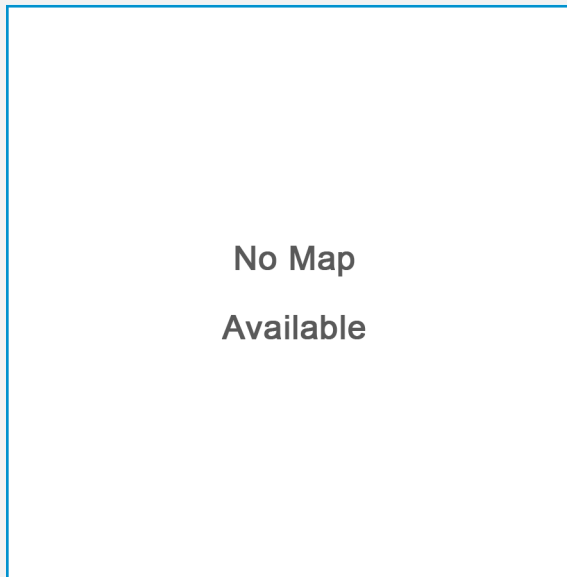
PMID 20100940



Comments & Additional Info



Plasmid # 517
Plasmid Name pMK33-hHtt exon1-Qp46-eGFP
Insert Name
Size of Insert (kilo-bases)
Vector Name pMK33
Size of Vector 4100
Total Size
Antibiotic res. or selection marker in other species
Antibiotic res. in bacteria Ampicillin
Type of cloning
Restriction enzymes used for cloning
Concentration
Special growth conditions (e.g. E.coli host stain)
Internal/External Internal - NP
Received From S. Zhang
Generation Date 10/1/2011
Author S. Zhang
Available at Addgene (Link)
Addgene ID



Map Available




Publication

Zhang et al. A genomewide RNA interference screen for modifiers of aggregates formation by mutant Huntingtin in Drosophila. *Genetics*. 2010 Apr;184(4):1165-79.

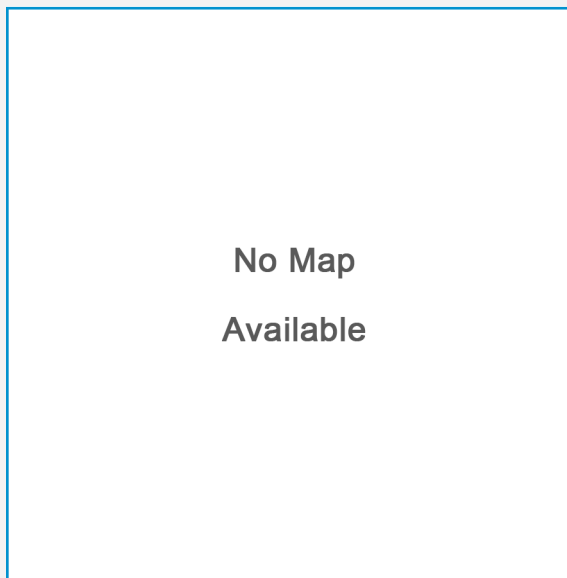
PMID 20100940



Comments & Additional Info



Plasmid # 518
Plasmid Name pMK33-hHtt exon1-Qp72-eGFP
Insert Name
Size of Insert (kilo-bases)
Vector Name pMK33
Size of Vector 4100
Total Size
Antibiotic res. or selection marker in other species
Antibiotic res. in bacteria Ampicillin
Type of cloning
Restriction enzymes used for cloning
Concentration
Special growth conditions (e.g. E.coli host stain)
Internal/External Internal - NP
Received From S. Zhang
Generation Date 10/1/2011
Author S. Zhang
Available at Addgene (Link)
Addgene ID



Map Available




Publication

Zhang et al. A genomewide RNA interference screen for modifiers of aggregates formation by mutant Huntingtin in Drosophila. *Genetics*. 2010 Apr;184(4):1165-79.

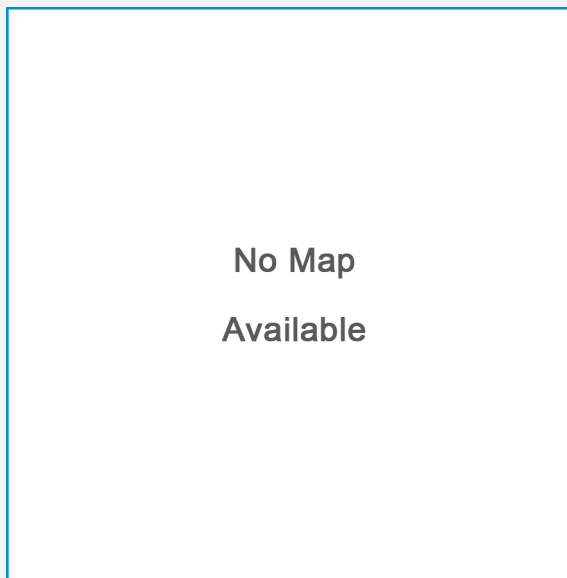
PMID 20100940



Comments & Additional Info



Plasmid # 519
Plasmid Name pMK33-hHtt exon1-Qp103-eGFP
Insert Name
Size of Insert (kilo-bases)
Vector Name pMK33
Size of Vector 4100
Total Size
Antibiotic res. or selection marker in other species
Antibiotic res. in bacteria Ampicillin
Type of cloning
Restriction enzymes used for cloning
Concentration
Special growth conditions (e.g. E.coli host stain)
Internal/External Internal - NP
Received From S. Zhang
Generation Date 10/1/2011
Author S. Zhang
Available at Addgene (Link)
Addgene ID



Map Available




Publication

Zhang et al. A genomewide RNA interference screen for modifiers of aggregates formation by mutant Huntingtin in Drosophila. *Genetics*. 2010 Apr;184(4):1165-79.

PMID 20100940




Comments & Additional Info



Plasmid #	520
Plasmid Name	pUAST-dHsp110
Insert Name	
Size of Insert (kilo-bases)	
Vector Name	pUAST
Size of Vector	8904
Total Size	
Antibiotic res. or selection marker in other species	
Antibiotic res. in bacteria	Ampicillin
Type of cloning	
Restriction enzymes used for cloning	
Concentration	
Special growth conditions (e.g. E.coli host stain)	
Internal/External	Internal - NP
Received From	S. Zhang
Generation Date	10/1/2011
Author	S. Zhang
Available at Addgene (Link)	
Addgene ID	




Map Available



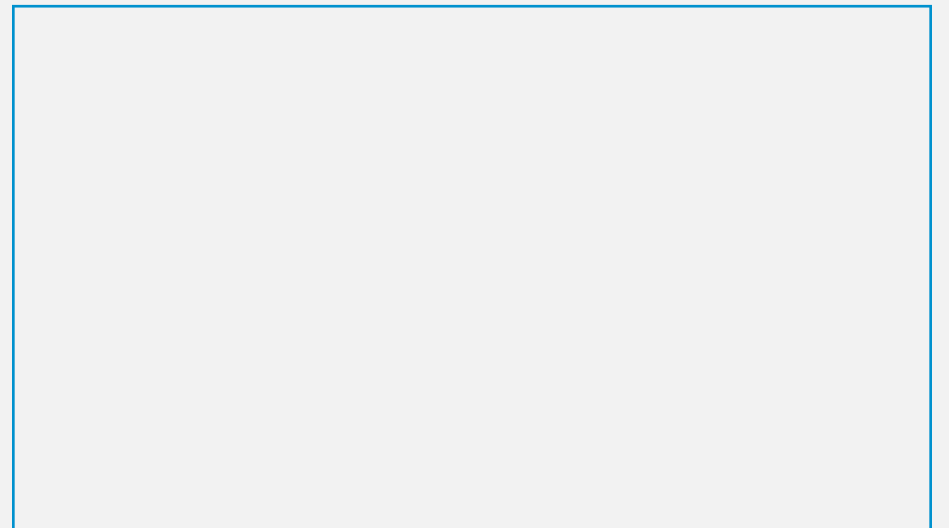
Publication

Zhang et al. A genomewide RNA interference screen for modifiers of aggregates formation by mutant Huntingtin in Drosophila. *Genetics*. 2010 Apr;184(4):1165-79.

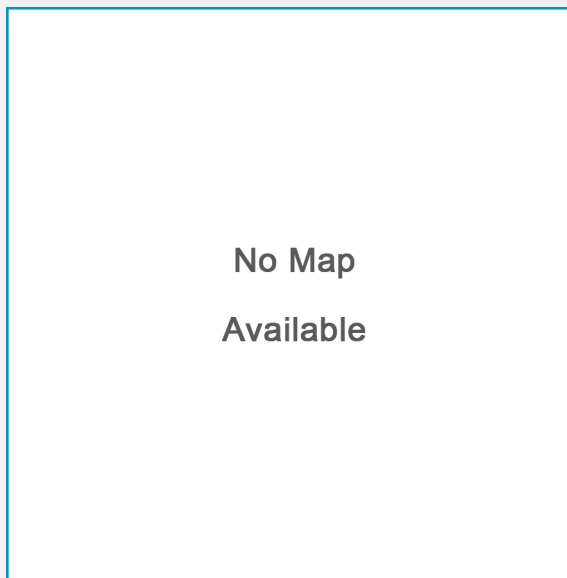
PMID 20100940



Comments & Additional Info



Plasmid # 521
Plasmid Name pCaSpeR4-dhtt minigene
Insert Name
Size of Insert (kilo-bases)
Vector Name pCaSpeR-4
Size of Vector 7855
Total Size
Antibiotic res. or selection marker in other species
Antibiotic res. in bacteria Ampicillin
Type of cloning
Restriction enzymes used for cloning
Concentration
Special growth conditions (e.g. E.coli host stain)
Internal/External Internal - NP
Received From S. Zhang
Generation Date 10/1/2011
Author S. Zhang
Available at Addgene (Link)
Addgene ID



Map Available




Publication

Zhang et al. A genomewide RNA interference screen for modifiers of aggregates formation by mutant Huntingtin in Drosophila. *Genetics*. 2010 Apr;184(4):1165-79.

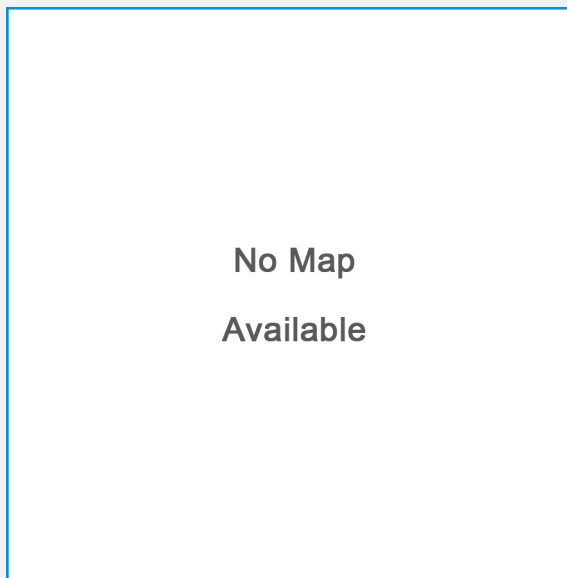
PMID 20100940



Comments & Additional Info



Plasmid # 522
Plasmid Name pCaSpeR4-CG9990 genomic DNA
Insert Name
Size of Insert (kilo-bases)
Vector Name pCaSpeR-4
Size of Vector 7855
Total Size
Antibiotic res. or selection marker in other species
Antibiotic res. in bacteria Ampicillin
Type of cloning
Restriction enzymes used for cloning
Concentration
Special growth conditions (e.g. E.coli host stain)
Internal/External Internal - NP
Received From S. Zhang
Generation Date 10/1/2011
Author S. Zhang
Available at Addgene (Link)
Addgene ID



Map Available




Publication

Zhang et al. A genomewide RNA interference screen for modifiers of aggregates formation by mutant Huntingtin in Drosophila. *Genetics*. 2010 Apr;184(4):1165-79.

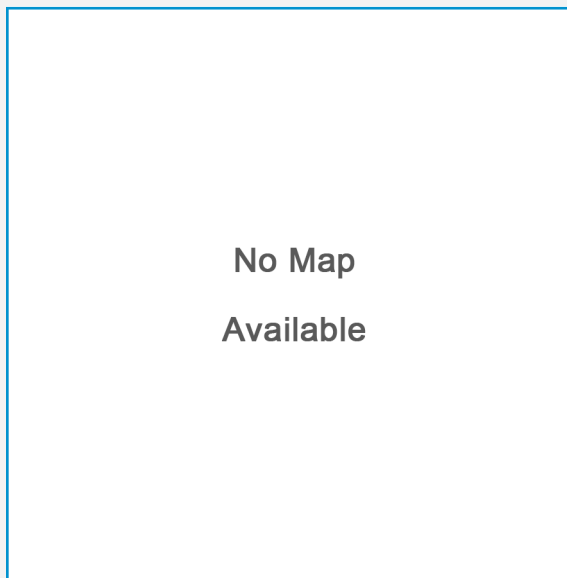
PMID 20100940



Comments & Additional Info



Plasmid # 523
Plasmid Name pUASP-dhtt
Insert Name
Size of Insert (kilo-bases)
Vector Name pUAST
Size of Vector 8904
Total Size
Antibiotic res. or selection marker in other species
Antibiotic res. in bacteria Ampicillin
Type of cloning
Restriction enzymes used for cloning
Concentration
Special growth conditions (e.g. E.coli host stain)
Internal/External Internal - NP
Received From S. Zhang
Generation Date 10/1/2011
Author S. Zhang
Available at Addgene (Link)
Addgene ID



Map Available




Publication

Zhang et al. A genomewide RNA interference screen for modifiers of aggregates formation by mutant Huntingtin in Drosophila. *Genetics*. 2010 Apr;184(4):1165-79.

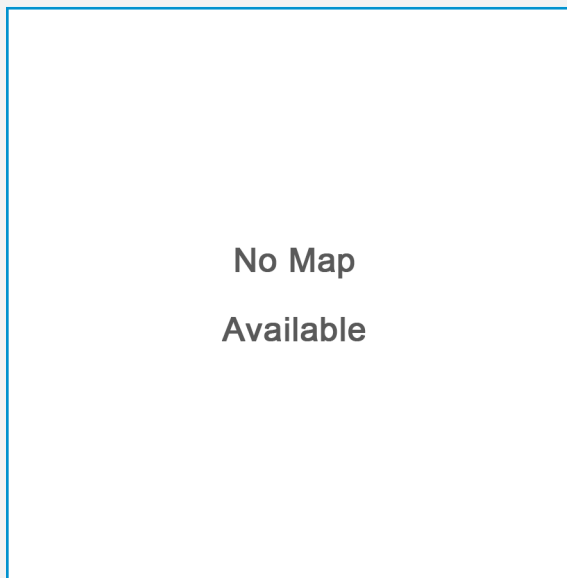
PMID 20100940



Comments & Additional Info



Plasmid # 524
Plasmid Name IRES-1
Insert Name
Size of Insert (kilo-bases)
Vector Name ? pActin
Size of Vector 5400
Total Size
Antibiotic res. or selection marker in other species
Antibiotic res. in bacteria Ampicillin?
Type of cloning
Restriction enzymes used for cloning
Concentration
Special growth conditions (e.g. E.coli host stain)
Internal/External Internal - NP
Received From S. Cherry
Generation Date 4/1/2011
Author S. Cherry
Available at Addgene (Link)
Addgene ID



Map Available




Publication

Cherry et al. Genome-wide RNAi screen reveals a specific sensitivity of IRES-containing RNA viruses to host translation inhibition. *Genes Dev.* 2005 Feb 15;19(4):445-52.

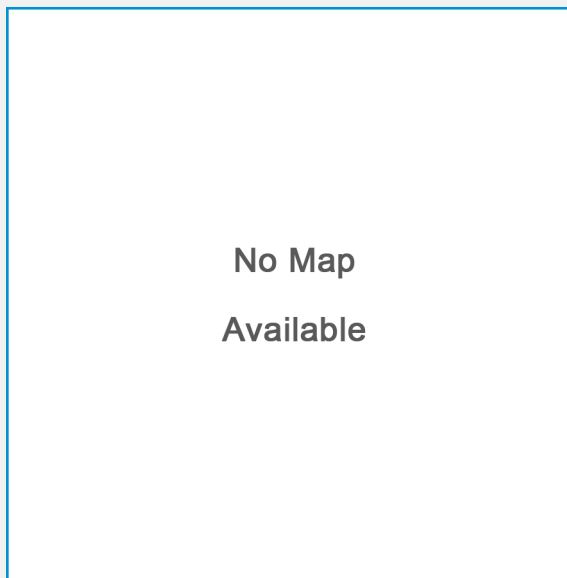
PMID 15713840



Comments & Additional Info



Plasmid # 525
Plasmid Name IRES-2
Insert Name
Size of Insert (kilo-bases)
Vector Name ? pActin
Size of Vector 5400
Total Size
Antibiotic res. or selection marker in other species
Antibiotic res. in bacteria Ampicillin?
Type of cloning
Restriction enzymes used for cloning
Concentration
Special growth conditions (e.g. E.coli host stain)
Internal/External Internal - NP
Received From S. Cherry
Generation Date 4/1/2011
Author S. Cherry
Available at Addgene (Link)
Addgene ID



Map Available




Publication

Cherry et al. Genome-wide RNAi screen reveals a specific sensitivity of IRES-containing RNA viruses to host translation inhibition. *Genes Dev.* 2005 Feb 15;19(4):445-52.

PMID 15713840



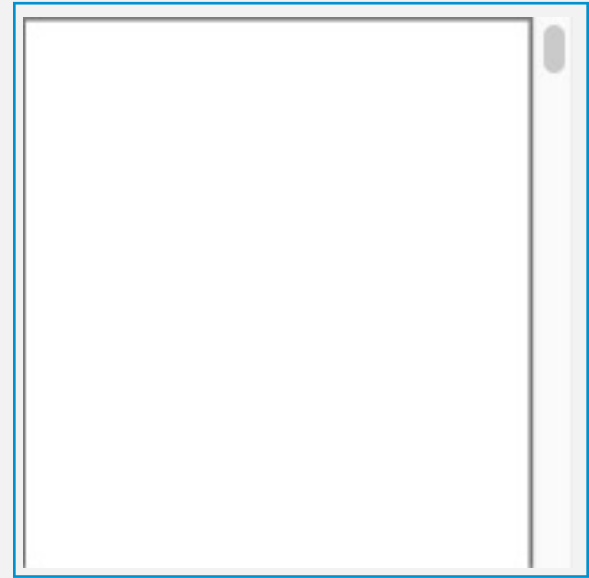
Comments & Additional Info



Plasmid # 526
Plasmid Name pCaSpeR4 attB
Insert Name
Size of Insert (kilo-bases)
Vector Name pCaSpeR-4
Size of Vector 7855
Total Size
Antibiotic res. or selection marker in other species
Antibiotic res. in bacteria Ampicillin
Type of cloning
Restriction enzymes used for cloning
Concentration
Special growth conditions (e.g. E.coli host stain)
Internal/External Internal - NP
Received From M. Markstein
Generation Date 8/1/2008
Author M. Markstein
Available at Addgene (Link)
Addgene ID




Map Available



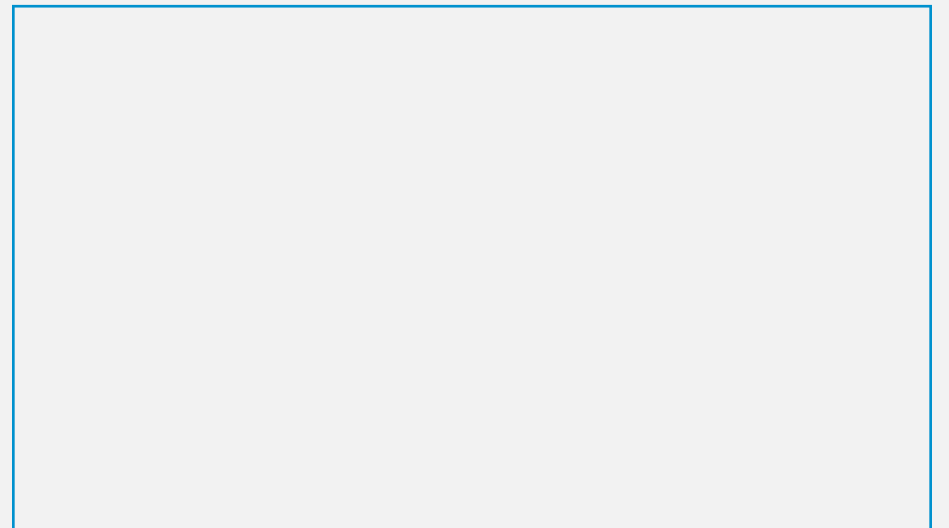
Publication

Markstein et al. Exploiting position effects and the gypsy retrovirus insulator to engineer precisely expressed transgenes. Nat Genet. 2008 Apr;40(4):476-83.

PMID 18311141



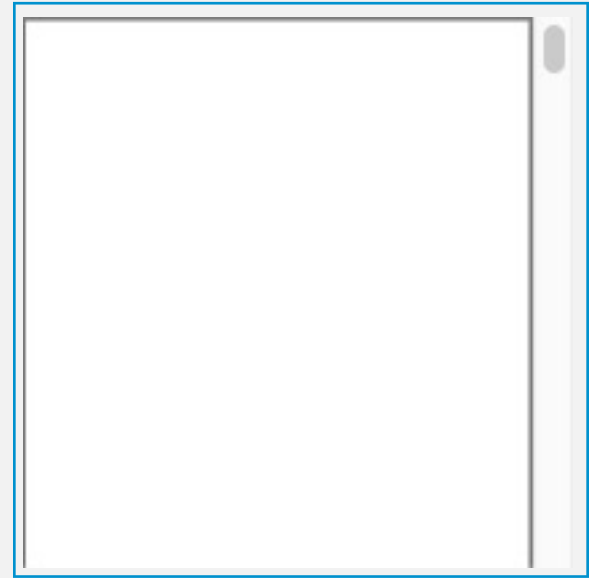
Comments & Additional Info



Plasmid # 527
Plasmid Name pCaSpeR4 attB luciferase
Insert Name
Size of Insert (kilo-bases)
Vector Name pCaSpeR-4
Size of Vector 7855
Total Size
Antibiotic res. or selection marker in other species
Antibiotic res. in bacteria Ampicillin
Type of cloning
Restriction enzymes used for cloning
Concentration
Special growth conditions (e.g. E.coli host stain)
Internal/External Internal - NP
Received From M. Markstein
Generation Date 8/1/2008
Author M. Markstein
Available at Addgene (Link)
Addgene ID




Map Available




Publication

Markstein et al. Exploiting position effects and the gypsy retrovirus insulator to engineer precisely expressed transgenes. Nat Genet. 2008 Apr;40(4):476-83.

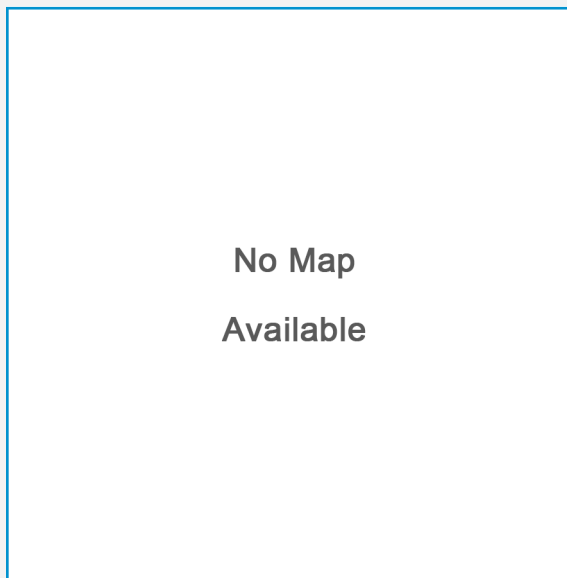
PMID 18311141



Comments & Additional Info



Plasmid # 528
Plasmid Name pCaSpeR4 attB Notch hairpin
Insert Name
Size of Insert (kilo-bases)
Vector Name pCaSpeR-4
Size of Vector 7855
Total Size
Antibiotic res. or selection marker in other species
Antibiotic res. in bacteria Ampicillin
Type of cloning
Restriction enzymes used for cloning
Concentration
Special growth conditions (e.g. E.coli host stain)
Internal/External Internal - NP
Received From M. Markstein
Generation Date 8/1/2008
Author M. Markstein
Available at Addgene (Link)
Addgene ID



Map Available




Publication

Markstein et al. Exploiting position effects and the gypsy retrovirus insulator to engineer precisely expressed transgenes. Nat Genet. 2008 Apr;40(4):476-83.

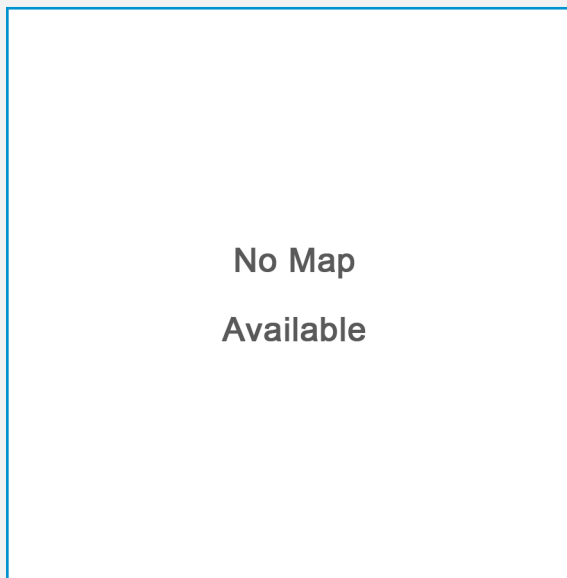
PMID 18311141



Comments & Additional Info



Plasmid # 529
Plasmid Name pCaSpeR4 attB 2G
Insert Name
Size of Insert (kilo-bases)
Vector Name pCaSpeR-4
Size of Vector 7855
Total Size
Antibiotic res. or selection marker in other species
Antibiotic res. in bacteria Ampicillin
Type of cloning
Restriction enzymes used for cloning
Concentration
Special growth conditions (e.g. E.coli host stain)
Internal/External Internal - NP
Received From M. Markstein
Generation Date 8/1/2008
Author M. Markstein
Available at Addgene (Link)
Addgene ID



Map Available




Publication

Markstein et al. Exploiting position effects and the gypsy retrovirus insulator to engineer precisely expressed transgenes. Nat Genet. 2008 Apr;40(4):476-83.

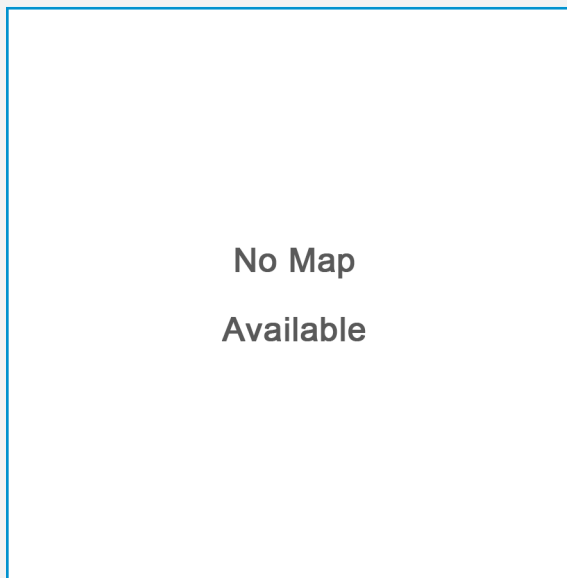
PMID 18311141



Comments & Additional Info



Plasmid # 530
Plasmid Name pCaSpeR4 attB 2G luciferase
Insert Name
Size of Insert (kilo-bases)
Vector Name pCaSpeR-4
Size of Vector 7855
Total Size
Antibiotic res. or selection marker in other species
Antibiotic res. in bacteria Ampicillin
Type of cloning
Restriction enzymes used for cloning
Concentration
Special growth conditions (e.g. E.coli host stain)
Internal/External Internal - NP
Received From M. Markstein
Generation Date 8/1/2008
Author M. Markstein
Available at Addgene (Link)
Addgene ID



Map Available




Publication

Markstein et al. Exploiting position effects and the gypsy retrovirus insulator to engineer precisely expressed transgenes. Nat Genet. 2008 Apr;40(4):476-83.


PMID 18311141



Comments & Additional Info




Plasmid # 400
Plasmid Name UAS Kenny
Insert Name
Size of Insert (kilo-bases)
Vector Name pUAST
Size of Vector 8904
Total Size
Antibiotic res. or selection marker in other species
Antibiotic res. in bacteria Ampicillin
Type of cloning
Restriction enzymes used for cloning
Concentration
Special growth conditions (e.g. E.coli host stain)
Internal/External Internal - NP
Received From Herve Agaisse
Generation Date 12/18/2001
Author Herve Agaisse
Available at Addgene (Link)
Addgene ID



Map Available


<http://genepath.med.harvard.edu/~perrimon/plasmidmaps/p400.pdf>



Publication

N/A

PMID N/A



Comments & Additional Info

Size: 7800+1700